



US00D384203S

United States Patent [19]

Jacobson

[11] Patent Number: **Des. 384,203**

[45] Date of Patent: ****Sep. 30, 1997**

[54] **TOOL CASE FOR A THREE PIECE PLIERS SET**

D. 369,678 5/1996 Hammer et al. D3/905
4,836,374 6/1989 Hutchins et al. 206/373

[75] Inventor: **Arthur F. Jacobson, Waukegan, Ill.**

[73] Assignee: **S.I. Jacobson Manufacturing Co., Waukegan, Ill.**

[**] Term: **14 Years**

[21] Appl. No.: **54,079**

[22] Filed: **May 6, 1996**

[51] **LOC (6) Cl.** **03-01**

[52] **U.S. Cl.** **D3/299; D3/905**

[58] **Field of Search** **D3/299, 303, 294, D3/905, 295, 276, 319; 206/349, 372, 373, 378, 379, 563, 564; 312/902**

[56] **References Cited**

U.S. PATENT DOCUMENTS

D. 268,714	4/1983	Goedel	D3/273
D. 291,744	9/1987	Cohen	D3/295
D. 302,026	7/1989	Tu	D3/905
D. 315,057	3/1991	Bridges	D3/905
D. 360,977	8/1995	Katz	D3/276
D. 367,759	3/1996	Jacobson	D3/905

OTHER PUBLICATIONS

Nanjing Tools Catalog, 1995, p. 12, 5 pc Pliers Set.
Time Motion Tools Catalog, 1993, p. 53, Milber Ring Plier Kit.

Primary Examiner—Philip S. Hyder
Attorney, Agent, or Firm—Gardner, Carton & Douglas

[57] **CLAIM**

The ornamental design for the tool case for a three-piece pliers set, as shown and described.

DESCRIPTION

FIG. 1 is a perspective view of a tool case for a three-piece pliers set in an open position showing my new design; FIG. 2 is a top view thereof; FIG. 3 is a front side view thereof, the undisclosed opposite side being a mirror image; FIG. 4 is a right side view thereof; FIG. 5 is a bottom view thereof; and, FIG. 6 is another perspective view thereof with the case in a closed position.

1 Claim, 4 Drawing Sheets

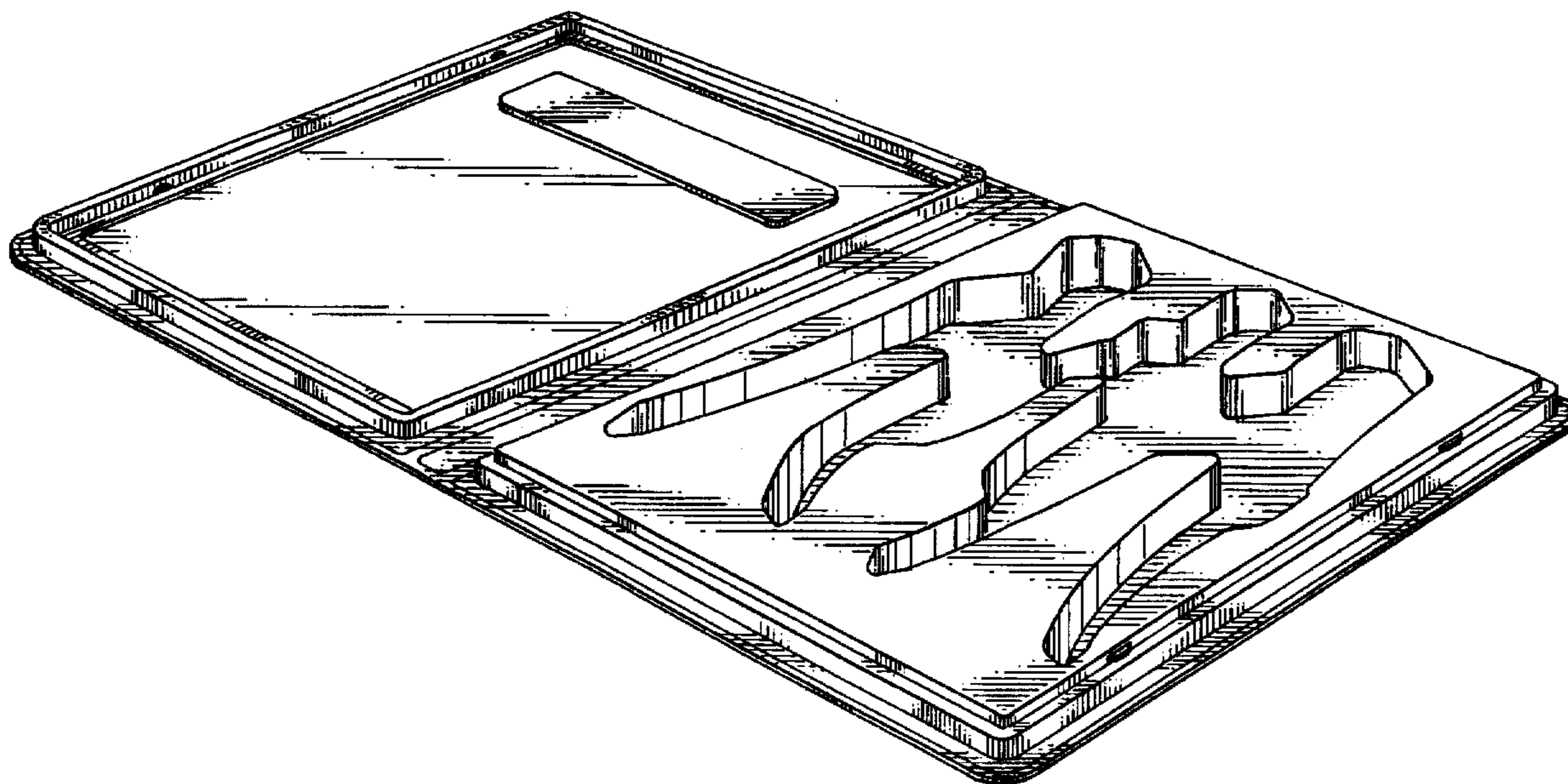
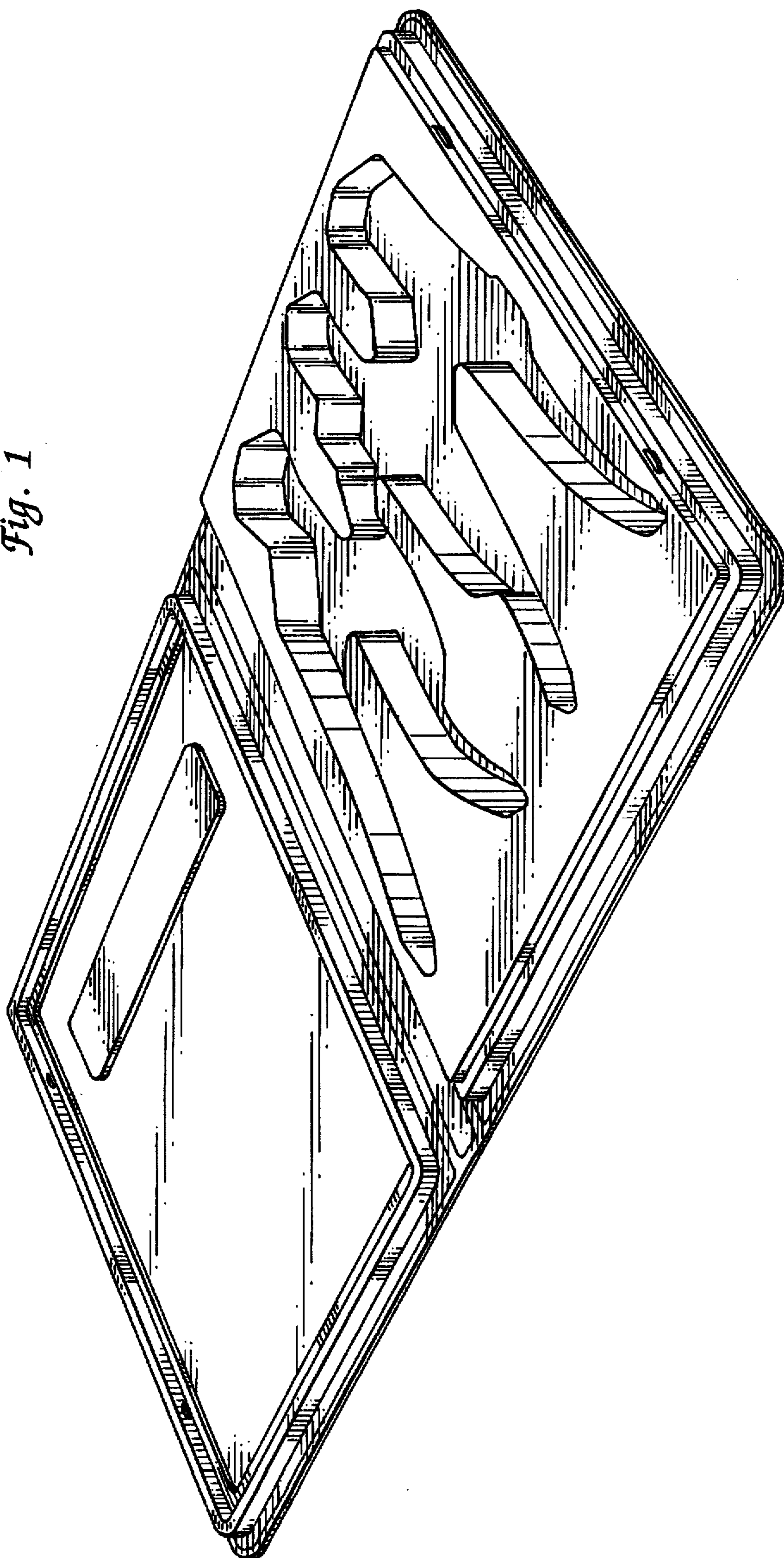


Fig. 1



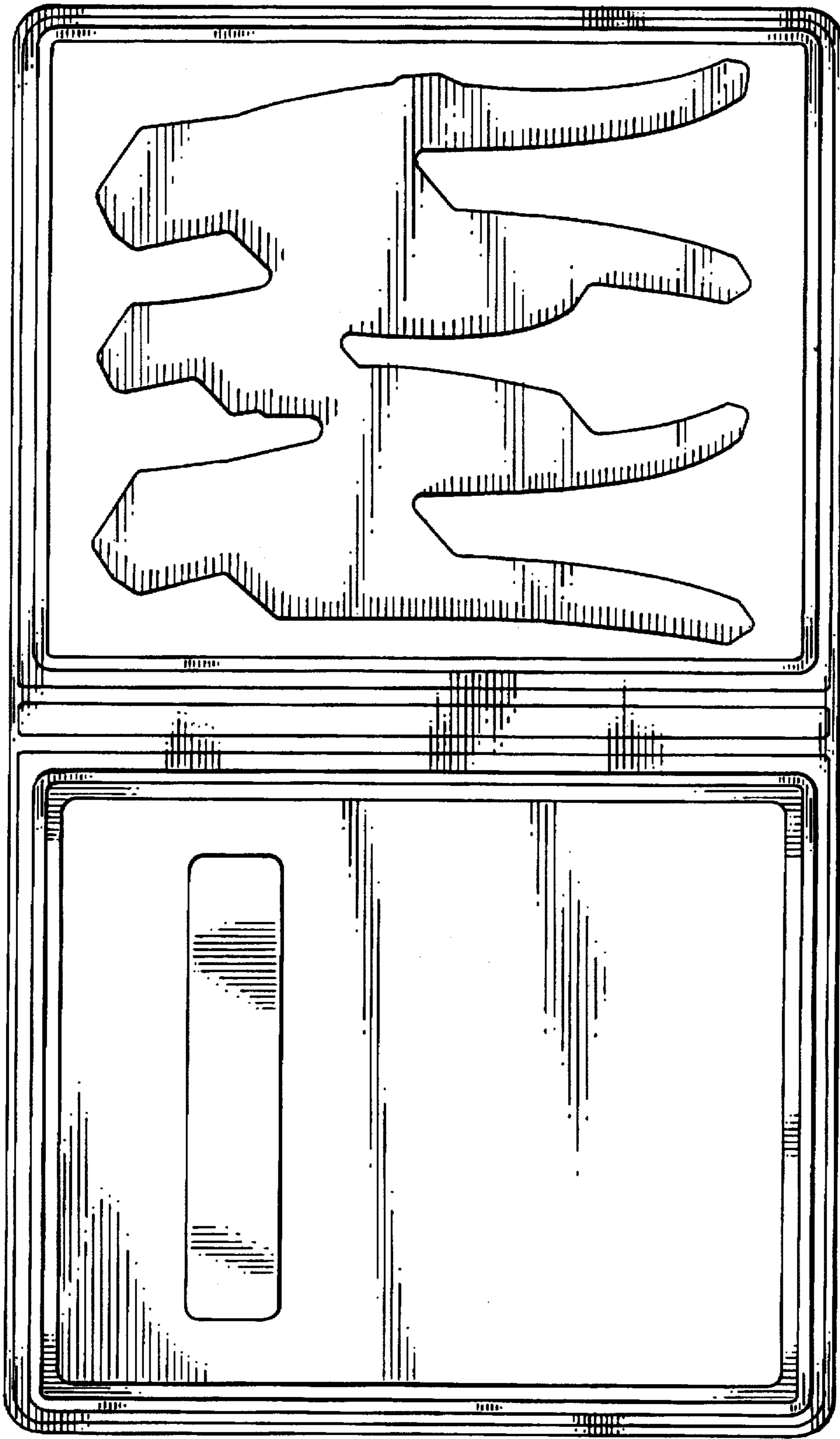


Fig. 2



Fig. 3


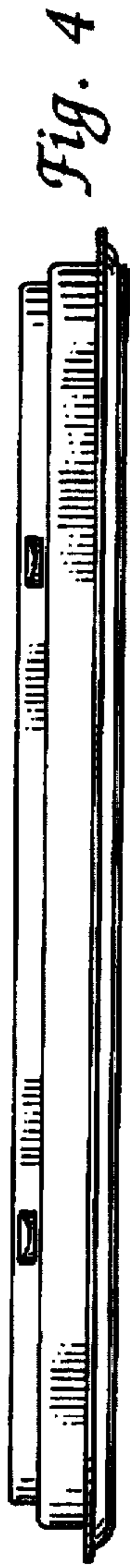


Fig. 5

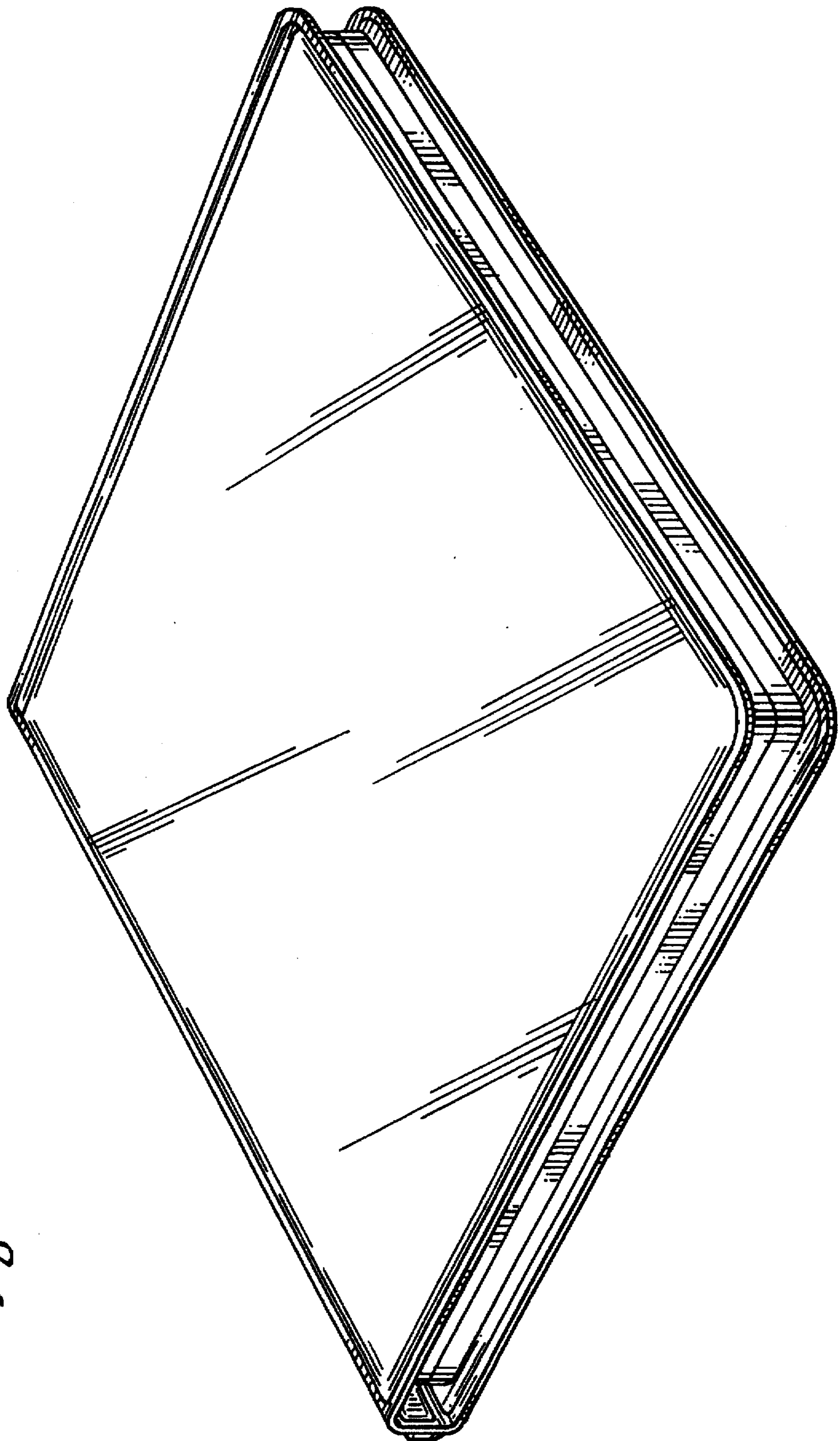


Fig. 6