



US00D384196S

United States Patent [19]
Hatfield

[11] **Patent Number: Des. 384,196**
[45] **Date of Patent: **Sep. 30, 1997**

[54] **SIDE ELEMENT OF A SHOE UPPER**

[75] **Inventor: Tinker L. Hatfield, Portland, Oreg.**

[73] **Assignee: Nike, Inc., Beaverton, Oreg.**

[**] **Term: 14 Years**

[21] **Appl. No.: 50,389**

[22] **Filed: Feb. 16, 1996**

[51] **LOC (6) Cl. 02-99**

[52] **U.S. Cl. D2/972**

[58] **Field of Search D2/902, 907, 946,
D2/969, 972; 24/713.2, 713.4, 713.6, 713.3,
714.6; 36/45, 48, 56, 50.1, 114, 129**

[56] **References Cited**

U.S. PATENT DOCUMENTS

- D. 227,822 7/1973 Askew D2/907
- D. 253,017 10/1979 Marchesi .
- D. 265,016 6/1982 Haddox D2/902

- D. 331,146 11/1992 Brown et al. .
- D. 348,560 7/1994 McDonald D2/969
- D. 349,805 8/1994 Earle et al. .
- D. 357,573 4/1995 Ng .
- D. 365,198 12/1995 Worthington .

Primary Examiner—Dominic Simone
Attorney, Agent, or Firm—Banner & Witcoff, Ltd.

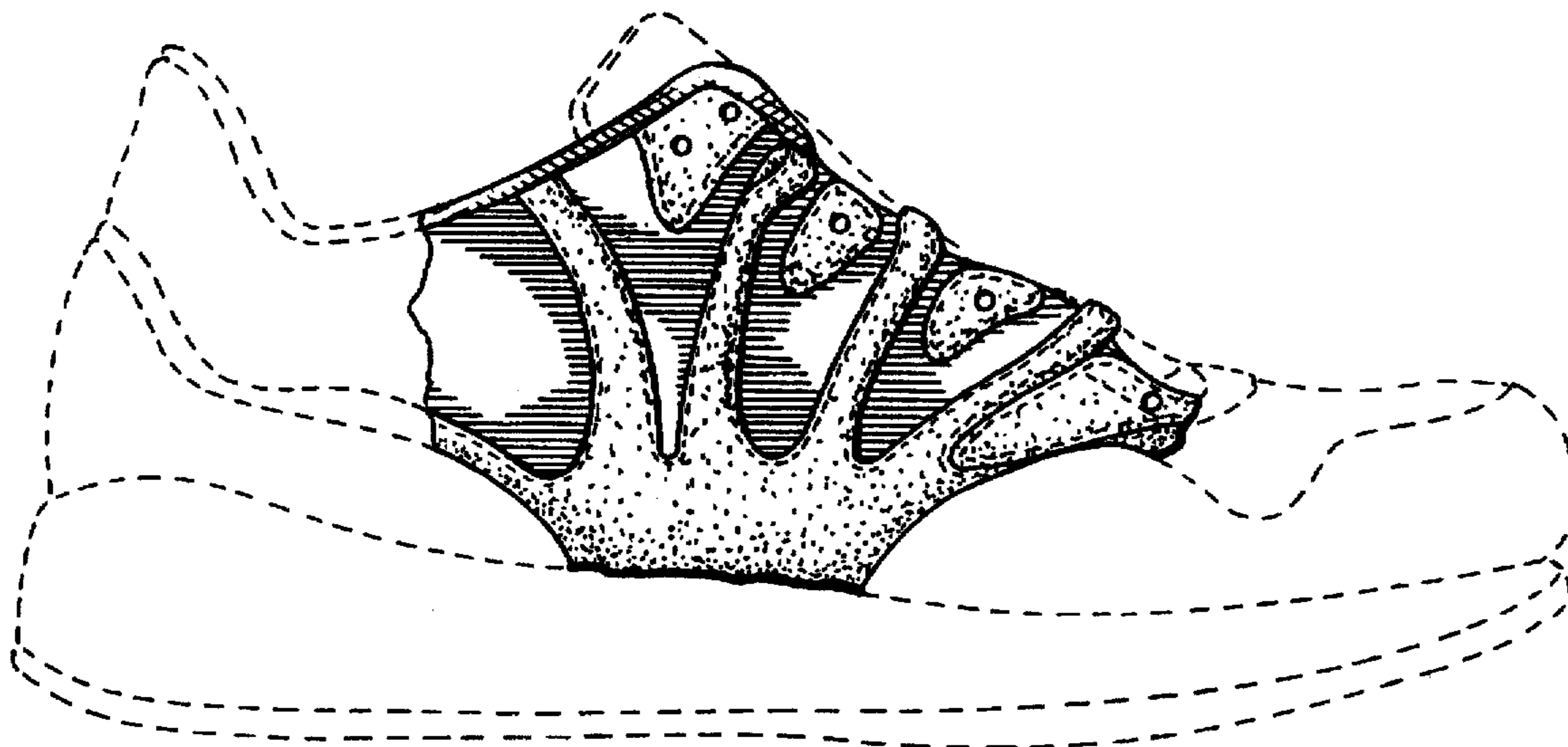
[57] **CLAIM**

The ornamental design for a side element of a shoe upper, as shown and described.

DESCRIPTION

FIG. 1 is a side elevational view of a side element of a shoe upper showing my new design; FIG. 2 is a front elevational view thereof; and, FIG. 3 is a top plan thereof. The broken line showing of a shoe and the remaining portion of the upper shown in FIGS. 1-3 is for illustrative purposes and only forms no part of the claimed design.

1 Claim, 2 Drawing Sheets



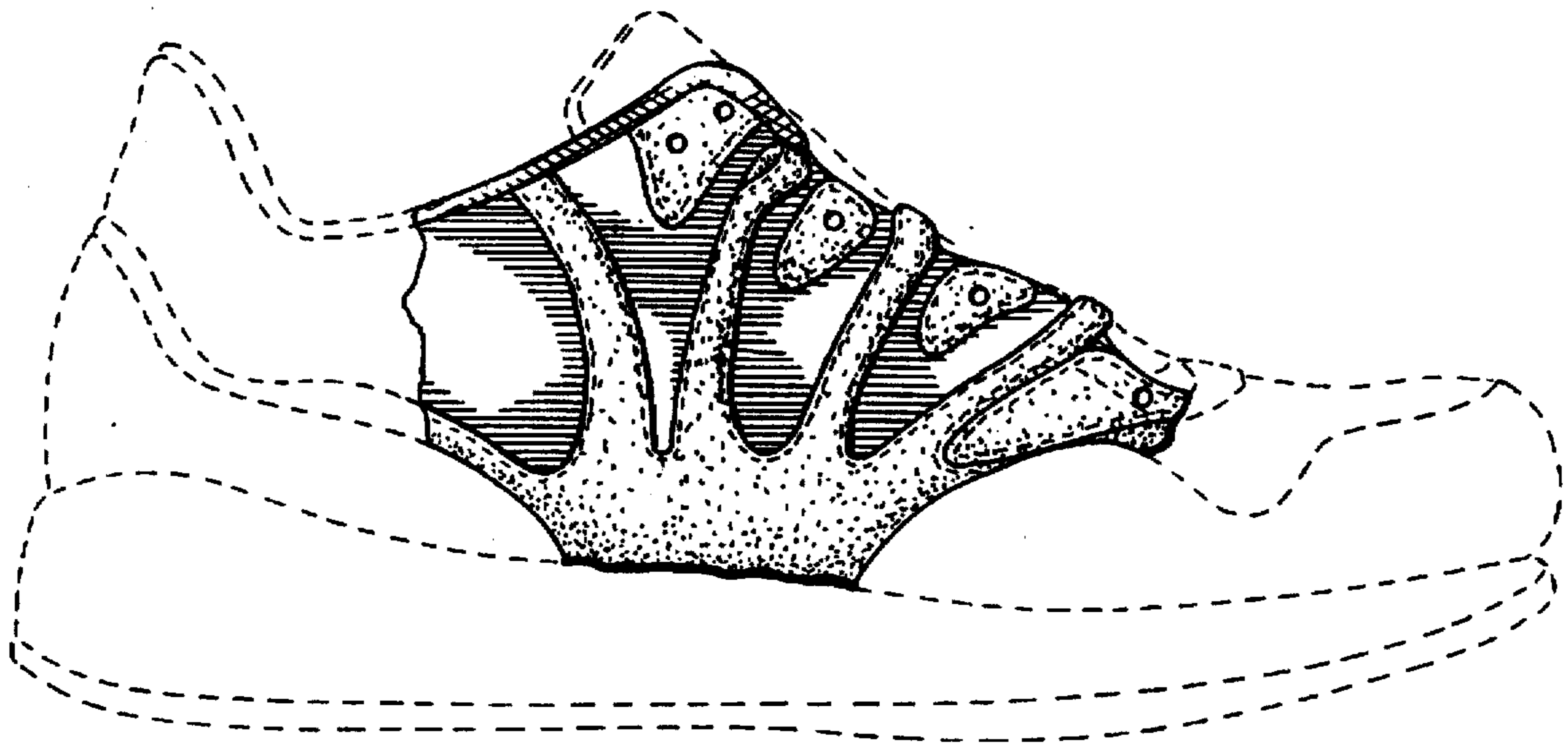


FIG. 1

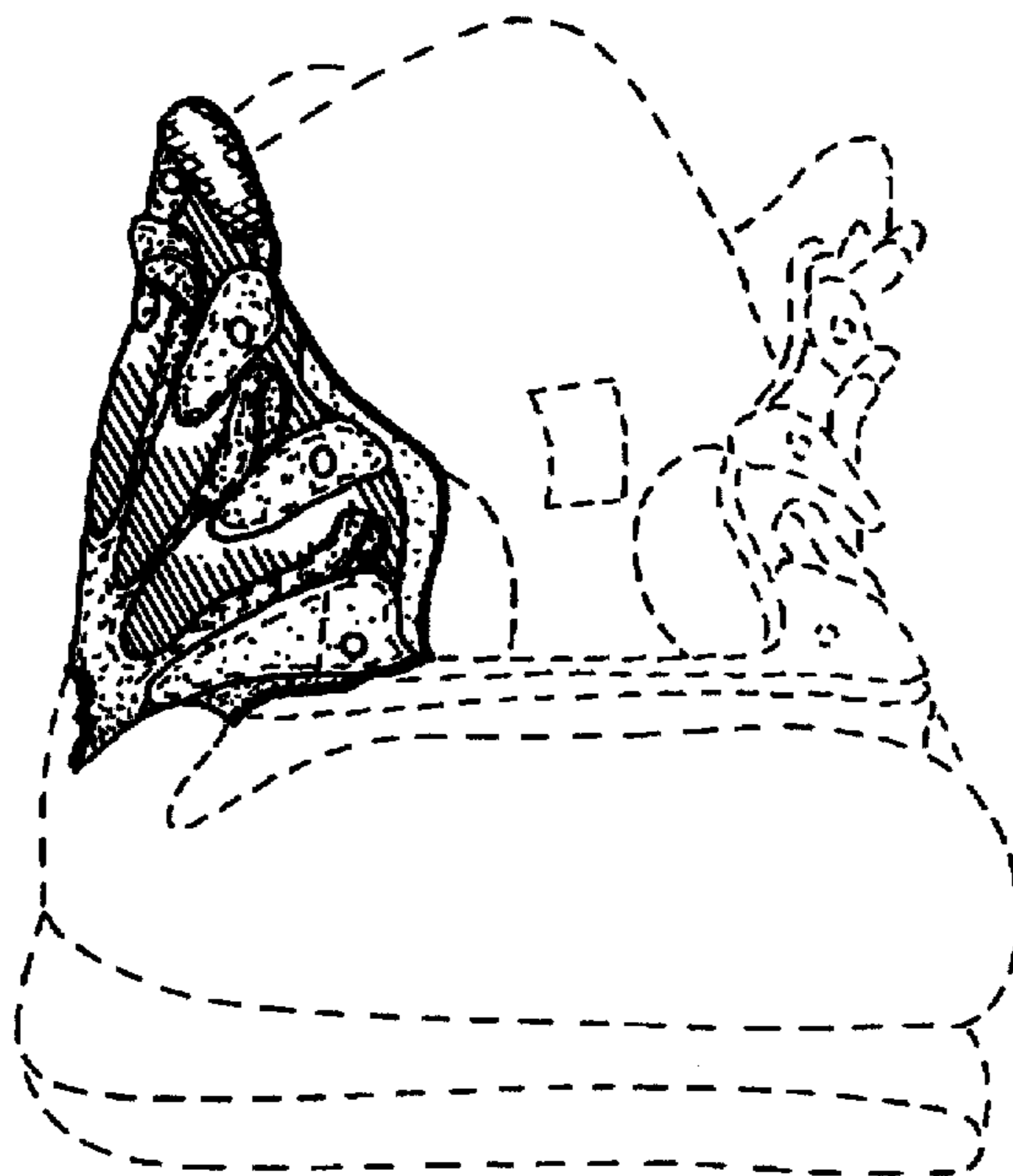


FIG. 2

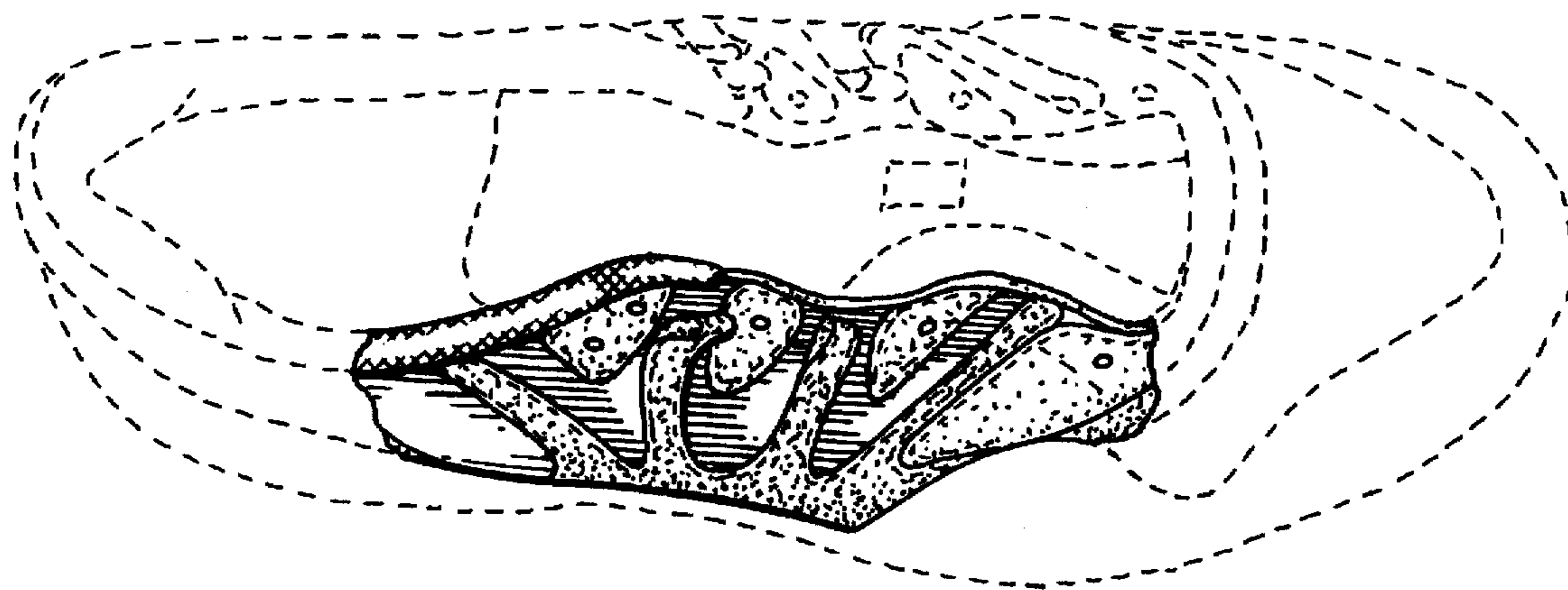


FIG. 3