

US00D384186S

United States Patent [19]
Teaman

[11] **Patent Number:** **Des. 384,186**
[45] **Date of Patent:** ****Sep. 30, 1997**

[54] **BUTTON FASTENER**
[76] **Inventor:** **Edward J. Teaman**, 320 Sharon Dr.,
Pittsburgh, Pa. 15221-4030
[**] **Term:** **14 Years**
[21] **Appl. No.:** **55,226**
[22] **Filed:** **May 31, 1996**
[51] **LOC (6) CL** **07-99**
[52] **U.S. Cl.** **D2/643**
[58] **Field of Search** **D2/641, 642, 643;**
D3/207; 223/113; 24/40, 429

1,540,810 6/1925 Simon 223/113
4,942,646 7/1990 Sebastian .
5,209,667 5/1993 Stanfield .
5,276,948 1/1994 Steadman .
5,347,688 9/1994 Ness .

Primary Examiner—Paula A. Mortimer
Attorney, Agent, or Firm—John D. Gugliotta; David L. Volk

[57] **CLAIM**

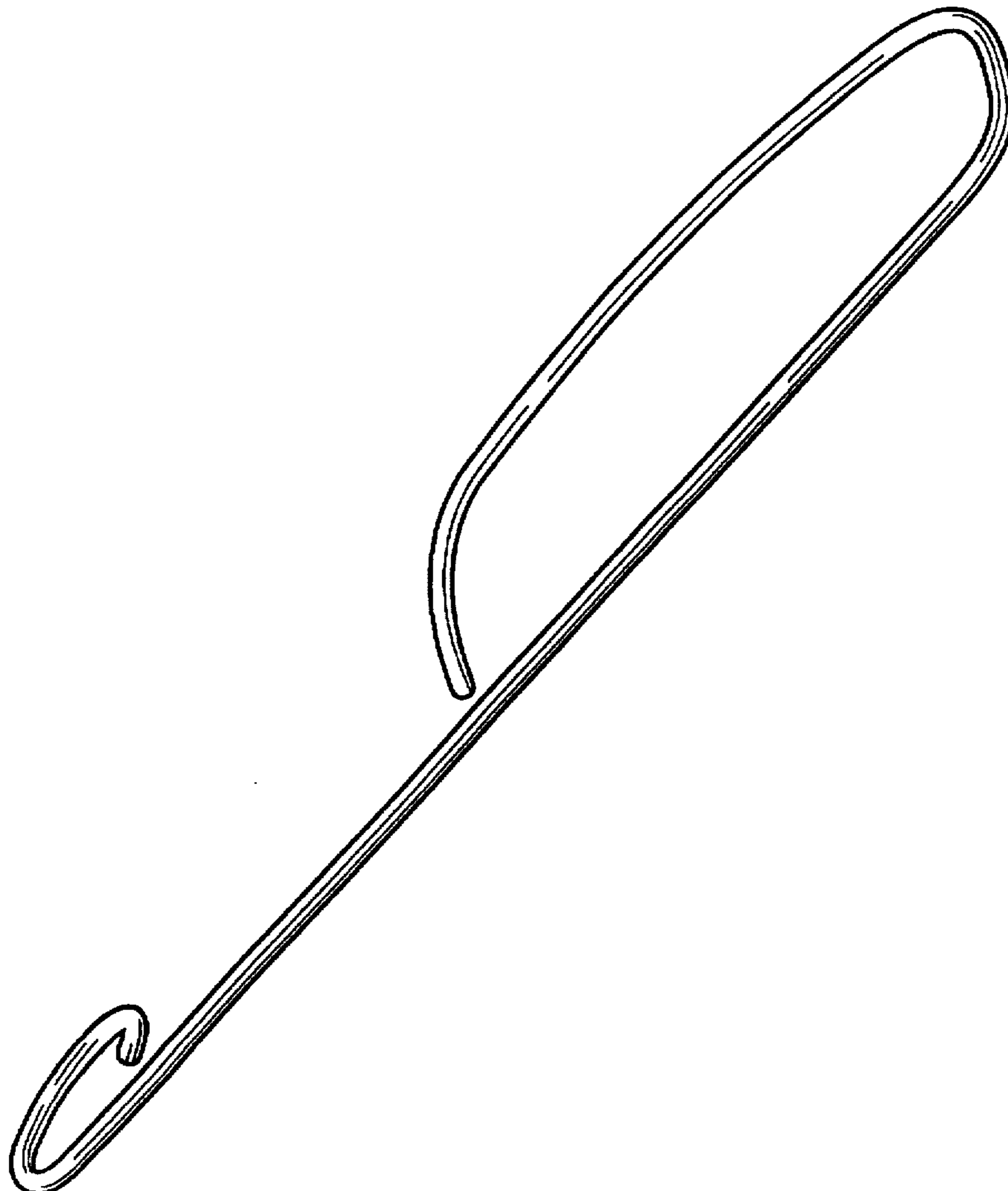
The ornamental design for a button fastener, as shown and described.

DESCRIPTION

FIG. 1 is a perspective view of a button fastener showing my new design;
FIG. 2 is a front elevational view thereof;
FIG. 3 is a left side elevational view thereof, the opposite side being a mirror image;
FIG. 4 is a top plan view thereof; and,
FIG. 5 is a bottom plan view thereof.

[56] **References Cited**
U.S. PATENT DOCUMENTS
D. 22,386 5/1893 Reginold D3/207
D. 25,602 6/1896 Sommer D2/643
D. 32,524 4/1900 Spencer D2/643
D. 34,687 6/1901 Rauert D3/207
D. 46,266 8/1914 Reynolds et al. D2/643
D. 259,299 5/1981 Vreeken D2/641

1 Claim, 2 Drawing Sheets



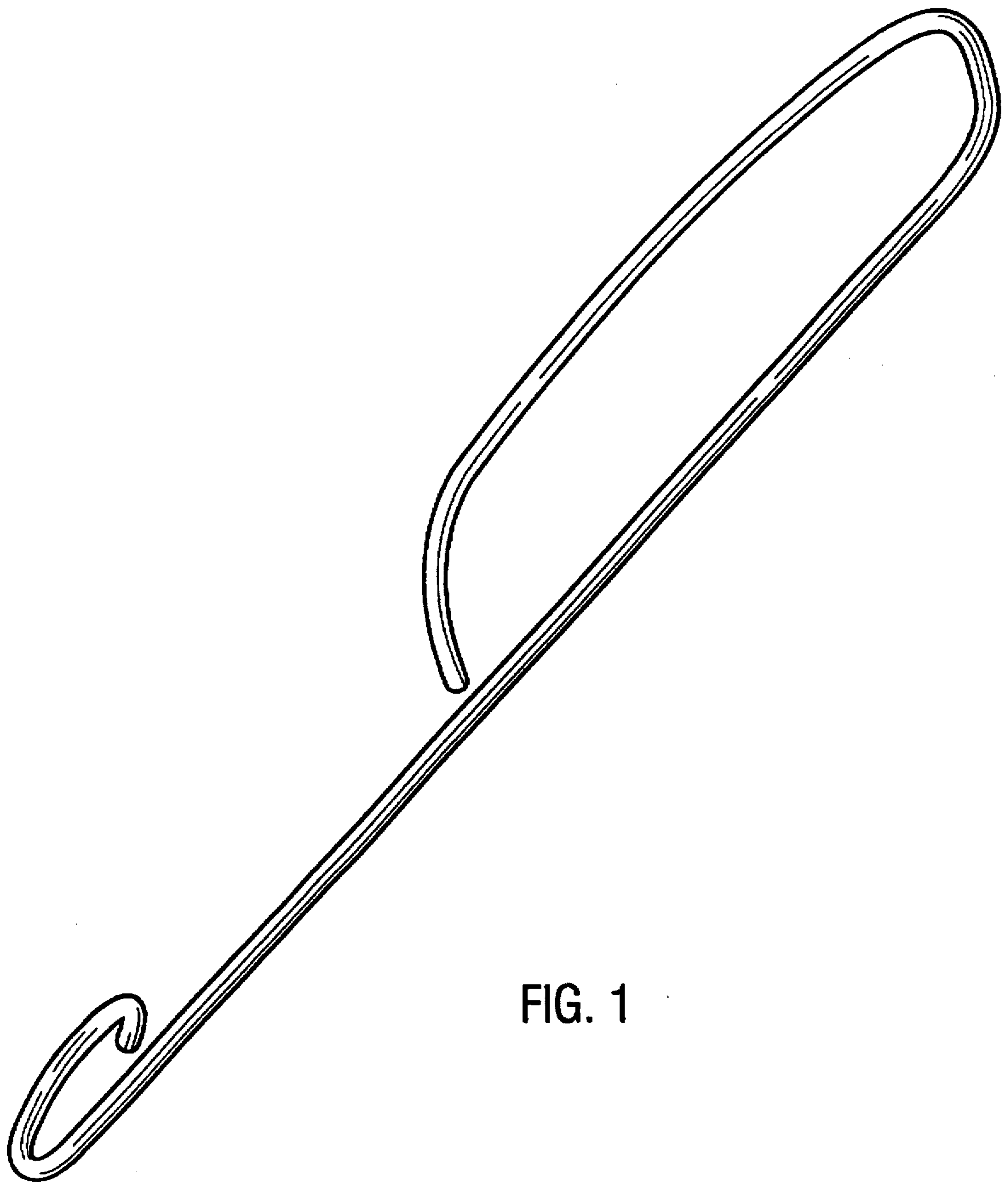


FIG. 1



FIG. 2

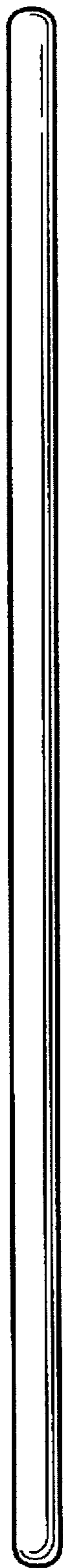


FIG. 3



FIG. 4



FIG. 5