



US00D384176S

# United States Patent [19]

Kaiser et al.

[11] Patent Number: **Des. 384,176**

[45] Date of Patent: **\*\*Sep. 23, 1997**

[54] **FLEXIBLE LIGHT**

[75] Inventors: **David W. Kaiser**, North Haven;  
**Richard J. Carbone**, Southbury, both  
of Conn.

[73] Assignee: **Black & Decker Inc.**, Newark, Del.

[\*\*] Term: **14 Years**

[21] Appl. No.: **62,961**

[22] Filed: **Sep. 5, 1996**

[51] LOC (6) Cl. .... **26-02**

[52] U.S. Cl. .... **D26/43**

[58] Field of Search ..... D26/37-50; 362/157,  
362/158, 184, 188, 189, 191, 198, 200,  
202, 362, 396

[56] **References Cited**

**U.S. PATENT DOCUMENTS**

- D. 372,318 7/1996 Szymanski ..... D26/43
- D. 372,548 8/1996 Carbone ..... D26/43

- D. 372,998 8/1996 Carbone ..... D26/43
- D. 373,652 9/1996 Kaiser ..... D26/43

*Primary Examiner*—Marcus A. Jackson  
*Attorney, Agent, or Firm*—Barry E. Deutsch

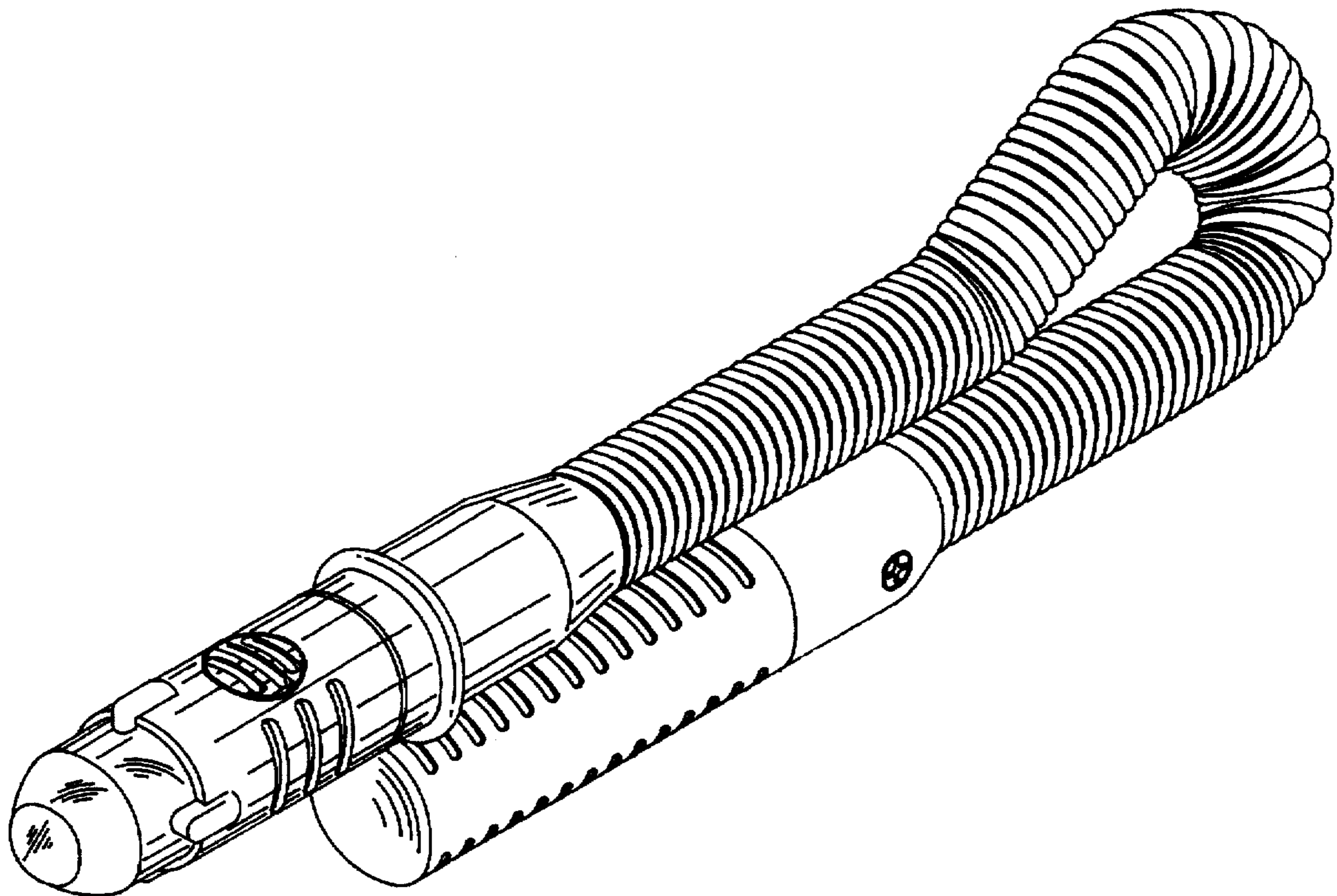
[57] **CLAIM**

The ornamental design for a flexible light, as shown and described.

**DESCRIPTION**

FIG. 1 is a perspective view taken from the front, top, and right side of a flexible light showing our new design, with the flexible support assembly being in a coiled position; FIG. 2 is a right side elevational view thereof; FIG. 3 is a left side elevational view thereof; FIG. 4 is a front elevational view thereof; FIG. 5 is a rear elevational view thereof; FIG. 6 is a top plan view thereof; FIG. 7 is a bottom plan view thereof; and, FIG. 8 is a perspective view thereof with the flexible support assembly in an uncoiled position.

**1 Claim, 4 Drawing Sheets**



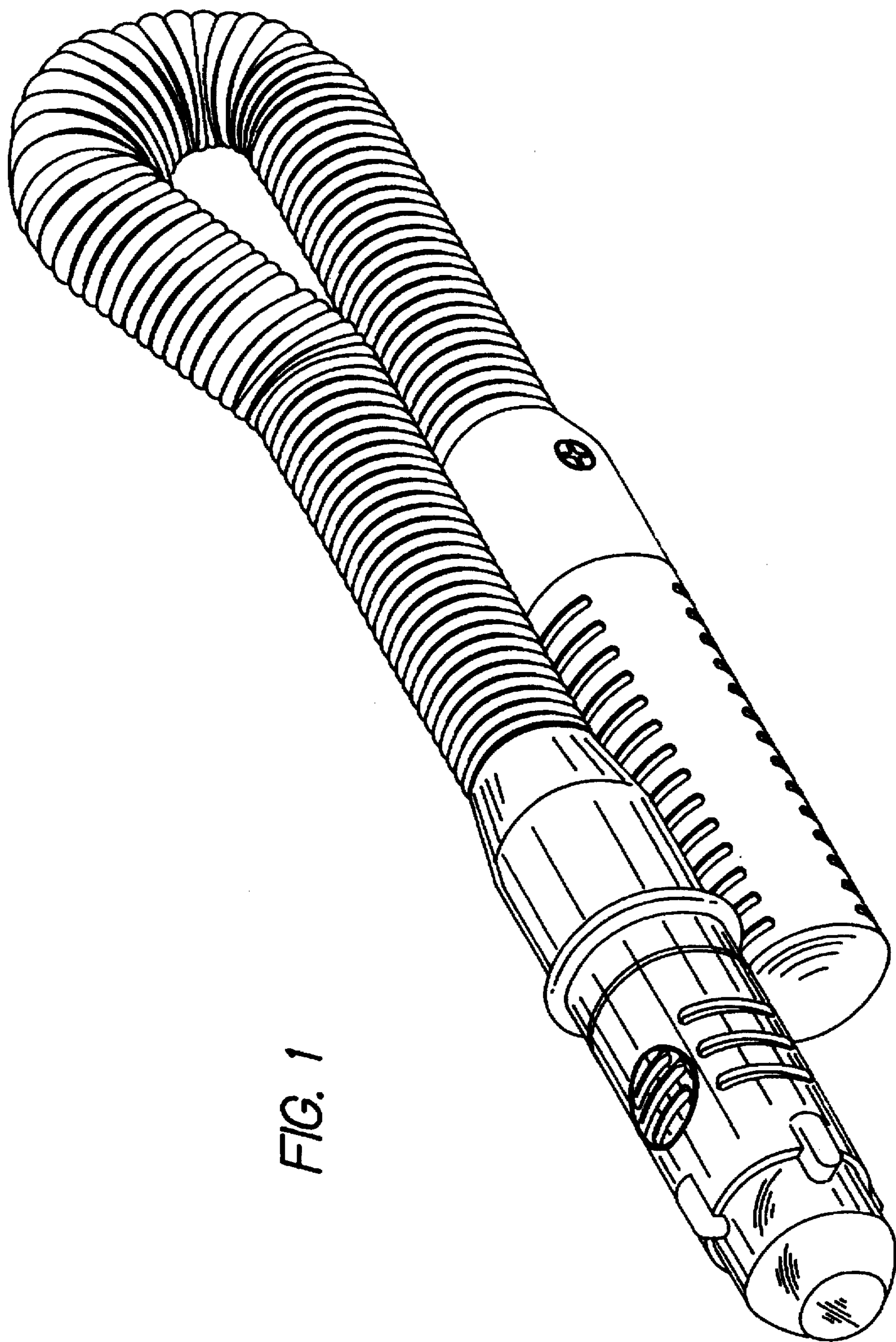


FIG. 1

FIG. 2

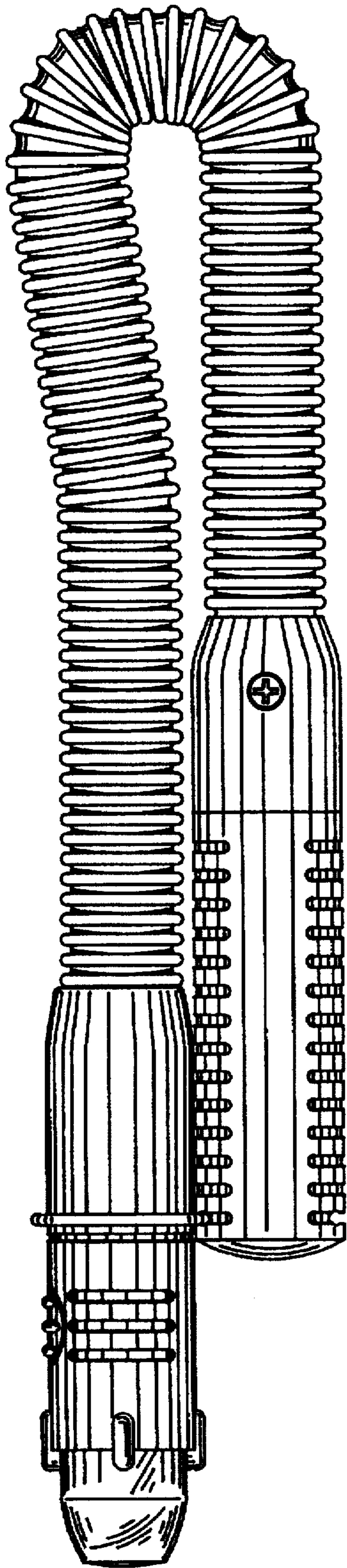


FIG. 3

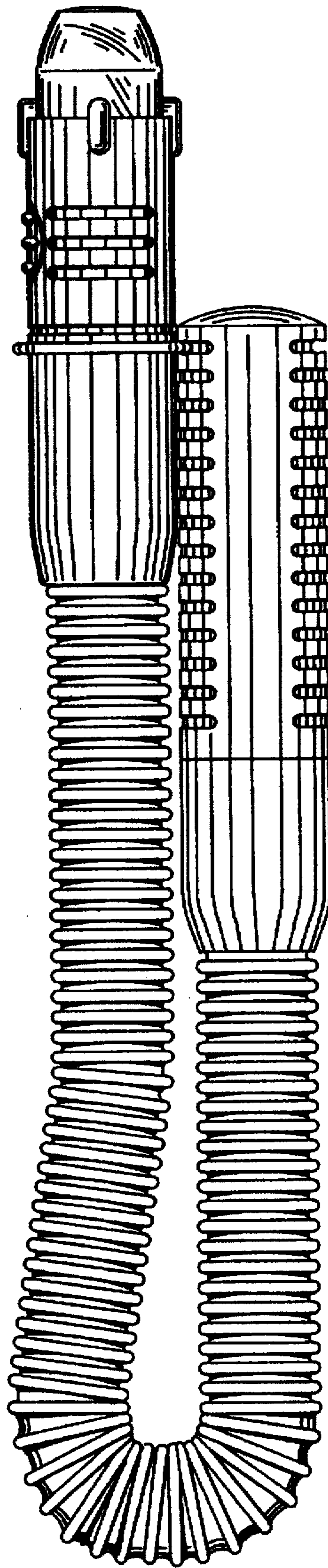


FIG. 5

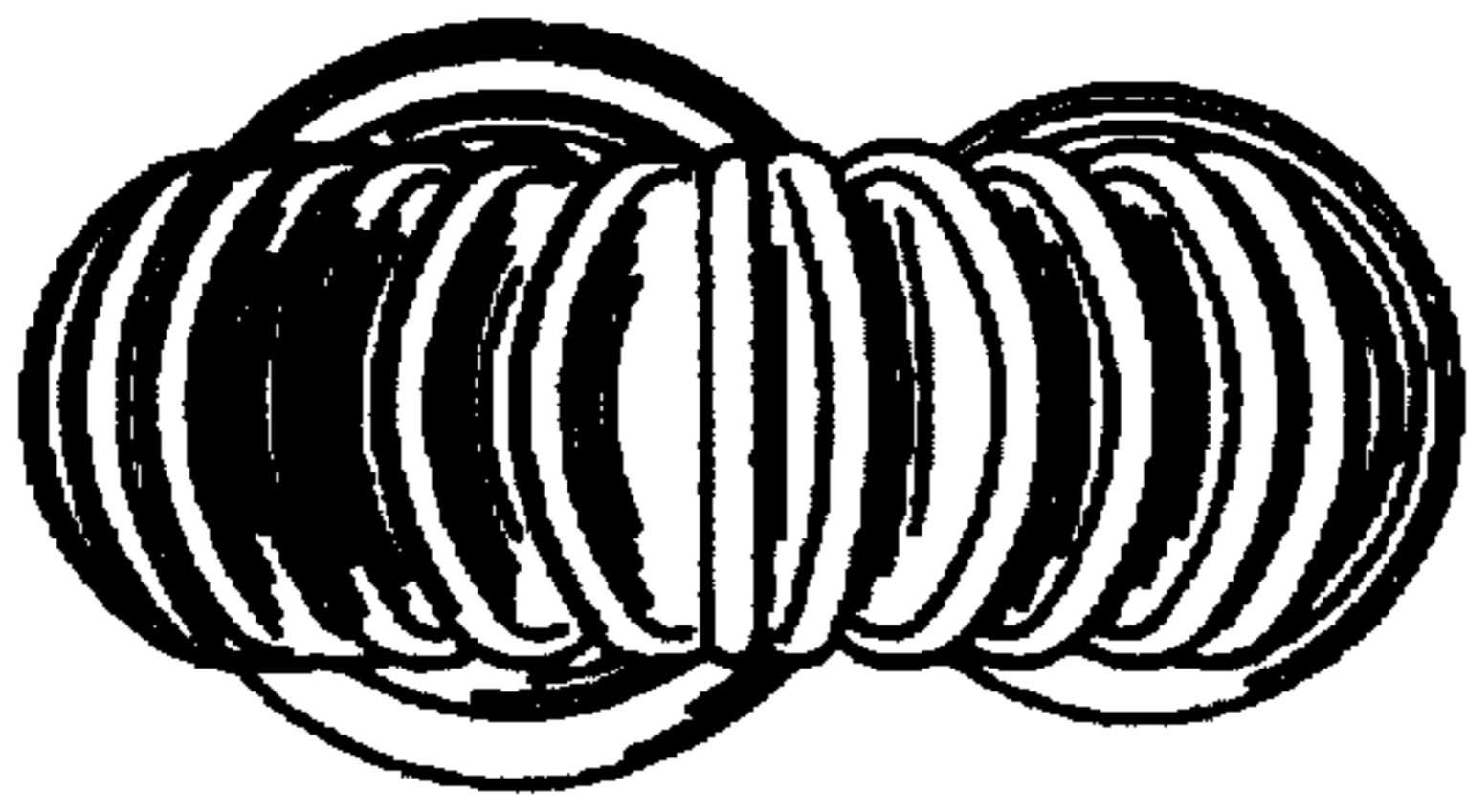


FIG. 4




FIG. 6

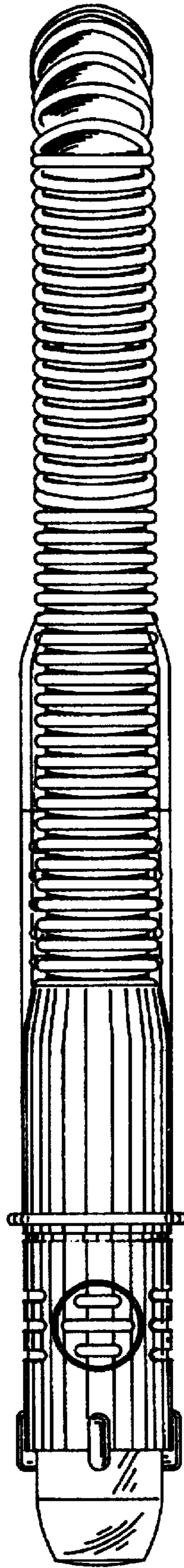


FIG. 7




FIG. 8

