



US00D384172S

United States Patent [19]
Deslaugiers

[11] **Patent Number:** **Des. 384,172**
[45] **Date of Patent:** ****Sep. 23, 1997**

[54] **PYLON**
[75] **Inventor:** **Francois Deslaugiers, Paris, France**
[73] **Assignee:** **Electricite De France, Paris, France**
[**] **Term:** **14 Years**
[21] **Appl. No.:** **44,424**
[22] **Filed:** **Sep. 25, 1995**
[30] **Foreign Application Priority Data**
Mar. 23, 1995 [FR] France 95 745
[51] **LOC (6) Cl.** **25-01**
[52] **U.S. Cl.** **D25/127**
[58] **Field of Search** **D25/127; 52/720.1,**
52/726.4, 736.1, 736.2, 736.4

03871 11 2/1978 Belgium .
03871 12 2/1978 Belgium .
03871 14 2/1978 Belgium .
29810 9/1967 Canada .
30193 1/1968 Canada .
37583 8/1990 Canada .
67430 11/1990 Canada .
75027 of 1994 Canada .
020 476 8/1991 France .
028 761 2/1994 France .
41050 10/1986 Germany .
9403894.5 5/1994 Germany .
35400 2/1983 Italy .
42479 9/1984 Italy .
49432 6/1986 Italy .
53327 3/1988 Italy .
21629 8/1989 Italy .
34061 8/1989 Italy .
053105 6/1990 Italy .
015138 7/1990 Italy .
053145 7/1990 Italy .
122970 9/1990 Italy .
419890 11/1975 Japan .
485681 7/1978 Japan .
520379 9/1979 Japan .
520380 9/1979 Japan .
520381 9/1979 Japan .
521287 9/1979 Japan .
521288 9/1979 Japan .
520380-1 4/1980 Japan .

[56] **References Cited**

U.S. PATENT DOCUMENTS

D. 197,648 3/1964 Dreyfuss .
D. 210,665 4/1968 Rhude .
D. 211,089 5/1968 Dreyfuss .
D. 211,995 8/1968 Dake .
D. 219,343 12/1970 Rinaldi .
D. 226,007 1/1973 Donovan et al. .
D. 226,008 1/1973 Donovan et al. .
1,696,569 12/1928 Hill .
1,846,682 2/1932 Hammel 52/736.4
3,162,719 12/1964 Mulford .
3,299,586 1/1967 Hockaday .
3,439,107 4/1969 Scott .
3,509,678 5/1970 Dake .
3,571,991 3/1971 Dooley .
3,935,689 2/1976 Bladholm et al. .
4,194,080 3/1980 Meisberger .
4,314,434 2/1982 Meisberger .
5,081,804 1/1992 Andersson et al. 52/736.4

FOREIGN PATENT DOCUMENTS

03871 01 2/1978 Belgium .
03871 05 2/1978 Belgium .
03871 08 2/1978 Belgium .
03871 09 2/1978 Belgium .

(List continued on next page.)

Primary Examiner—Doris Clark
Attorney, Agent, or Firm—Larson and Taylor


[57] **CLAIM**

The ornamental design for a pylon, as shown and described.

DESCRIPTION

FIG. 1 is a front elevational view of a pylon showing my new design, with the rear view being identical;
FIG. 2 is a right side elevational view thereof, the other side being identical;
FIG. 3 is a top plan view thereof; and,
FIG. 4 is a perspective view thereof.

1 Claim, 3 Drawing Sheets



FOREIGN PATENT DOCUMENTS

563756	7/1981	Japan .	625696	2/1984	Japan .
603433	3/1983	Japan .	708584	4/1987	Japan .
603434	3/1983	Japan .	715975	7/1987	Japan .
603433-1	11/1983	Japan .	793369	5/1990	Japan .
			983411	2/1978	United Kingdom .
			983418	2/1978	United Kingdom .

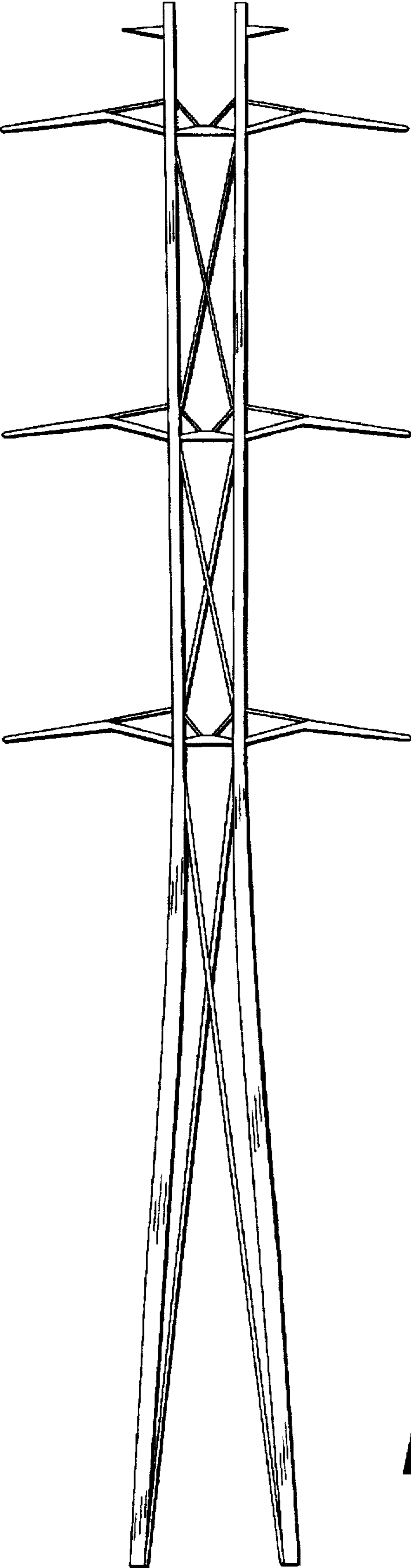


FIG. 1

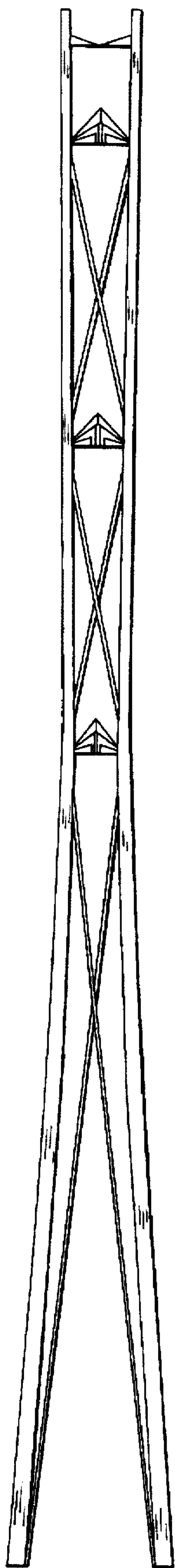


FIG. 2

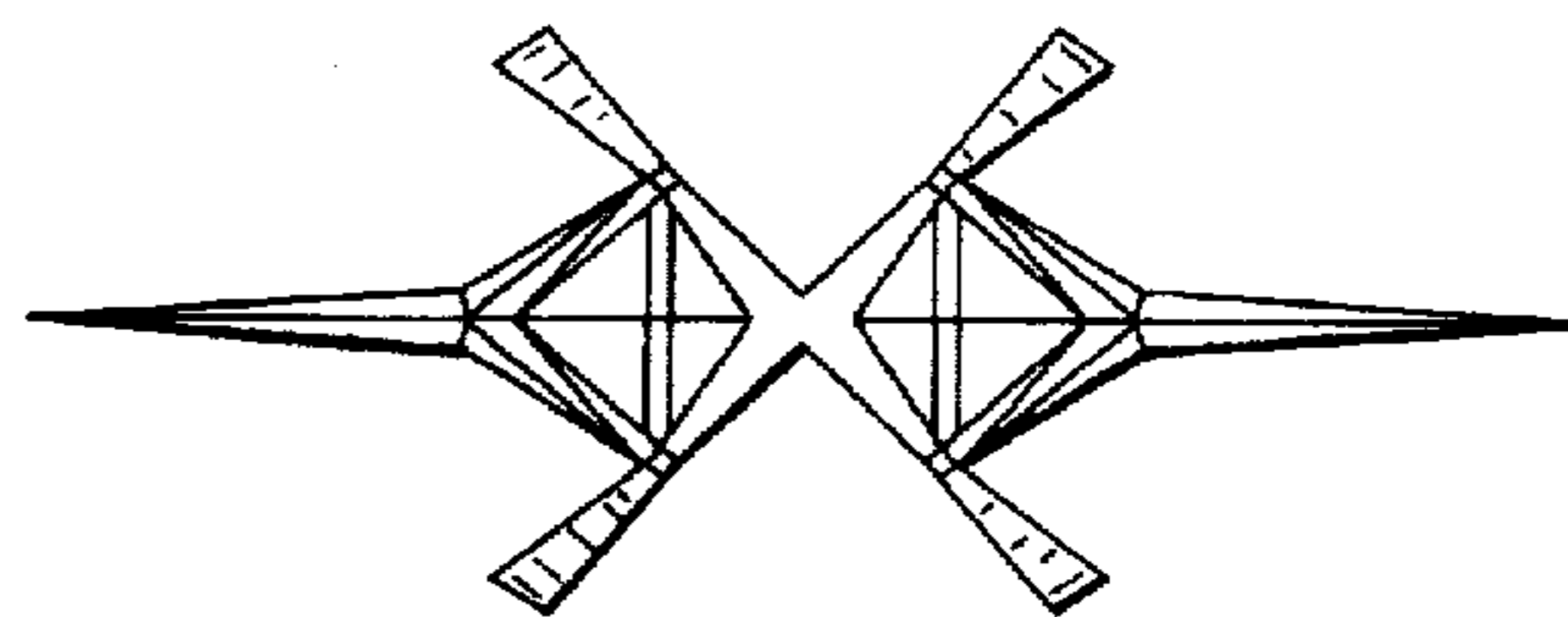


FIG. 3

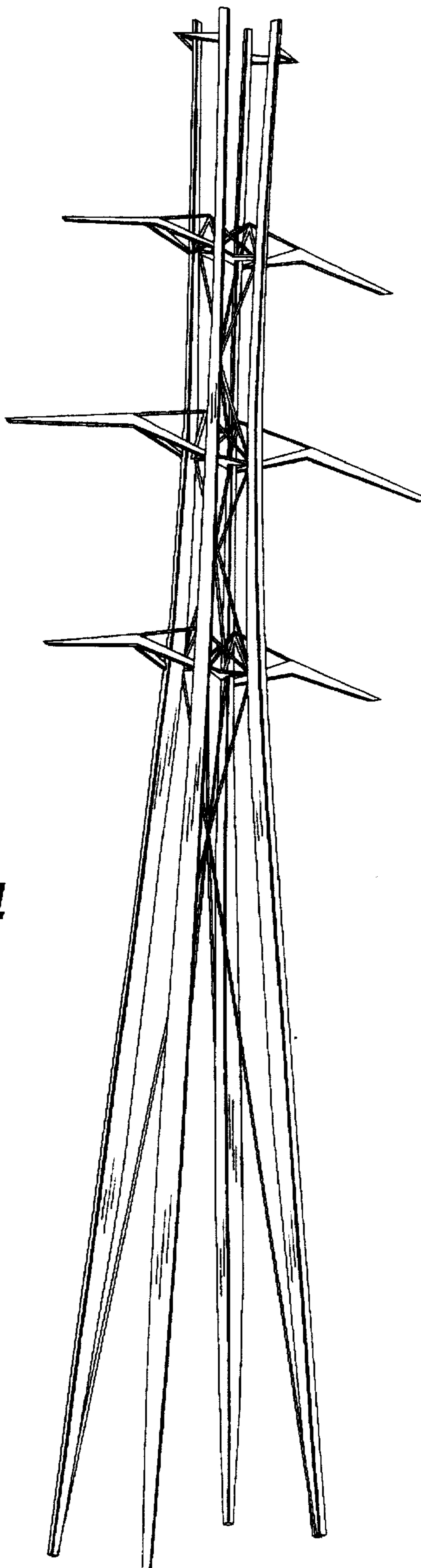


FIG. 4