

US00D384163S

United States Patent [19]

Husar et al.

[11] Patent Number: **Des. 384,163**

[45] Date of Patent: ****Sep. 23, 1997**

[54] **PIPETTE**

[75] Inventors: **Dieter Husar, Hamburg; Jürgen Hölsken, Wilhelmshaven, both of Germany**

[73] Assignee: **Eppendorf-Netheler-Hinz GmbH, Germany**

[**] Term: **14 Years**

[21] Appl. No.: **51,807**

[22] Filed: **Mar. 18, 1996**

[30] **Foreign Application Priority Data**

Oct. 24, 1995 [XH] Hague Agreement DM/034476

[51] **LOC (6) Cl. 24-02**

[52] **U.S. Cl. D24/222; D24/114**

[58] **Field of Search D24/114, 222, D24/112, 130; 73/864.01, 864.13, 864.24, 864.16; 422/100, 101**

[56] **References Cited**

U.S. PATENT DOCUMENTS

D. 252,586	8/1979	Kovach	D24/222
D. 260,816	9/1981	Goldhardt et al.	D24/114
D. 297,054	8/1988	Williams	D24/112 X
D. 357,324	4/1995	Bartal	D24/222
D. 373,827	9/1996	Polaniec	D24/222
5,192,511	3/1993	Roach	422/100
5,411,489	5/1995	Pagay et al.	D24/114 X

5,440,940	8/1995	Wilkins	422/100 X
5,449,494	9/1995	Seeney	422/100
5,454,268	10/1995	Kim	422/100 X
5,516,564	5/1996	Roots et al.	422/100 X

OTHER PUBLICATIONS

Daigger Lab. Supplies Catalog "Eppendorf-Repeater Pipetor" p. 150 ©1994.

Eppendorf Brochure "Multipette" prior art.

Primary Examiner—Louis S. Zarfes

Assistant Examiner—I. Simmons

Attorney, Agent, or Firm—Samuels, Gauthier, Stevens & Reppert

[57] **CLAIM**

The ornamental design for a pipette, as shown and described.

DESCRIPTION

FIG. 1 is a front view of a pipette, looking from bottom to top of FIG. 6, showing my new design;

FIG. 2 is a side view taken 90° from FIG. 1 in the counter clockwise direction thereof;

FIG. 3 is a back view looking from top to bottom in FIG. 6 thereof;

FIG. 4 is a side view taken 90° from FIG. 1 in the clockwise direction thereof;

FIG. 5 is a top view thereof;

FIG. 6 is a bottom view thereof; and,

FIG. 7 is a perspective view.

1 Claim, 1 Drawing Sheet

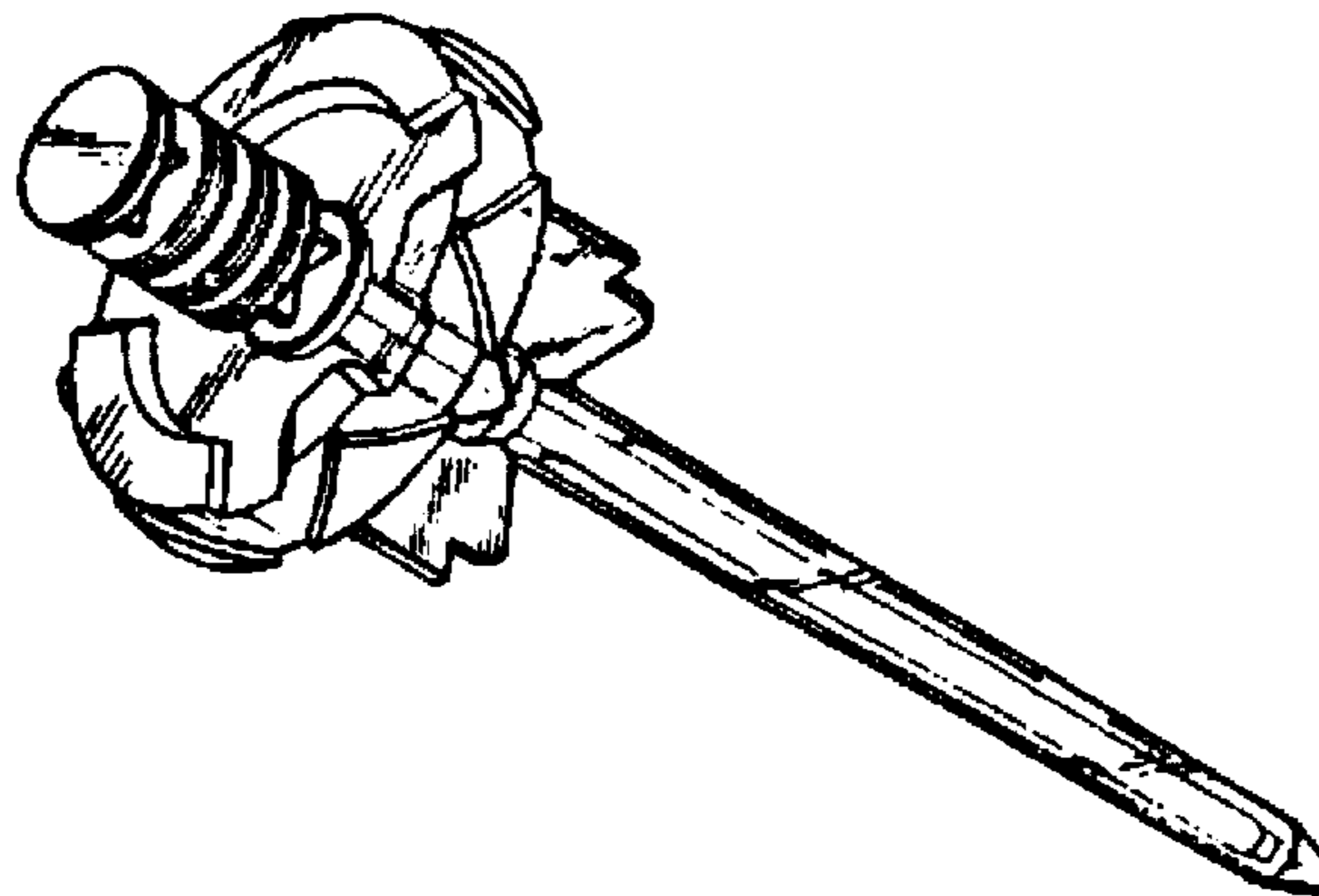


Fig. 1

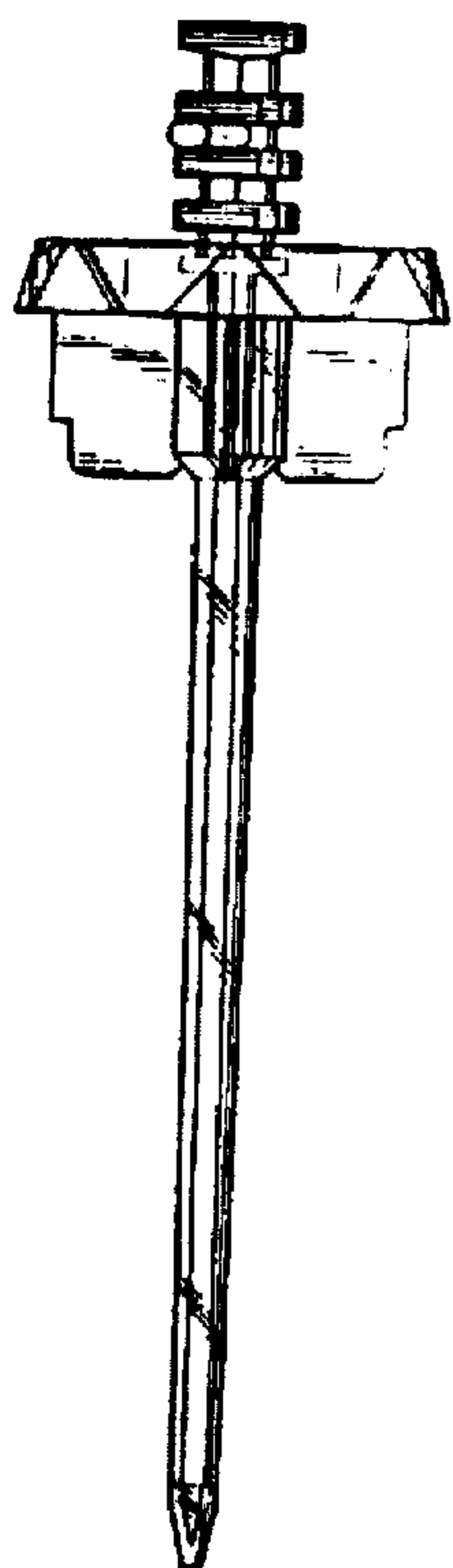


Fig. 2

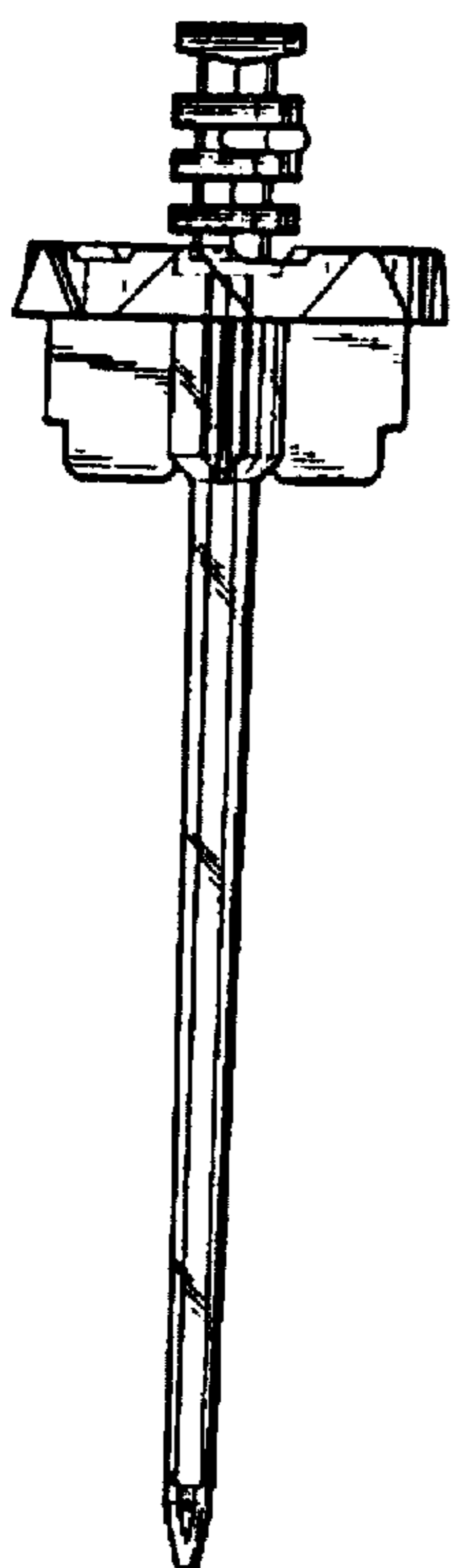


Fig. 3

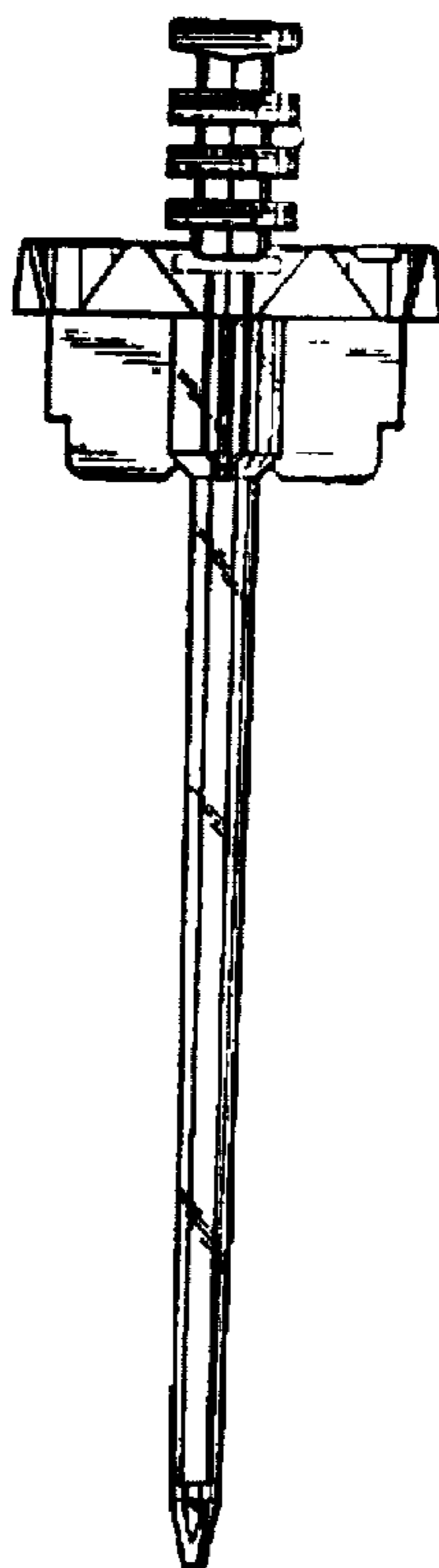


Fig. 4

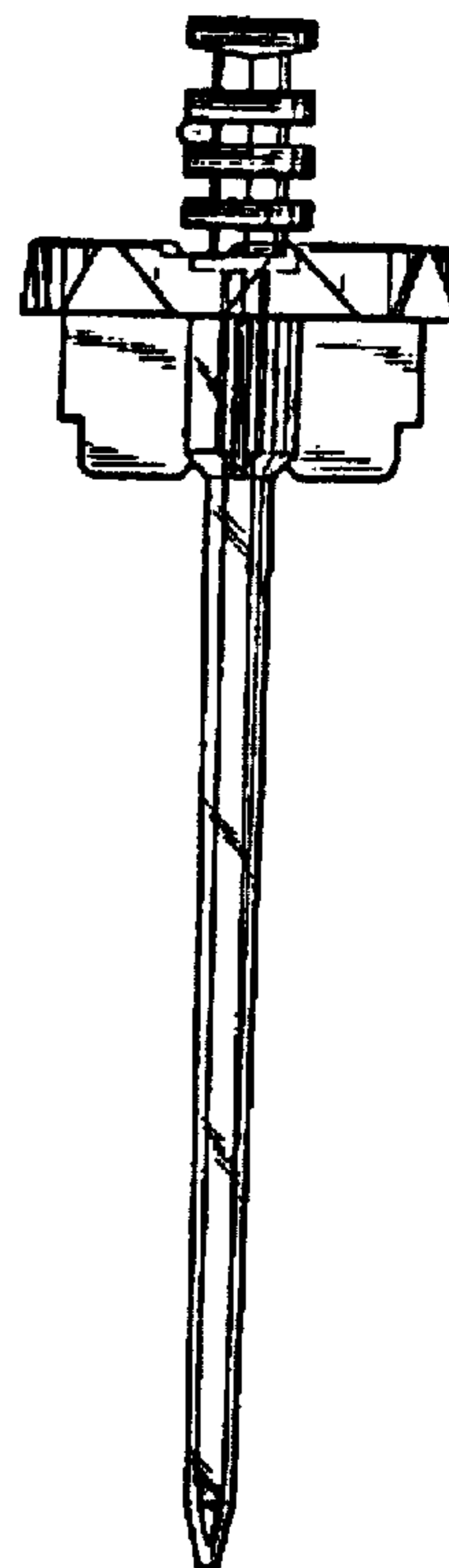


Fig. 5




Fig. 6

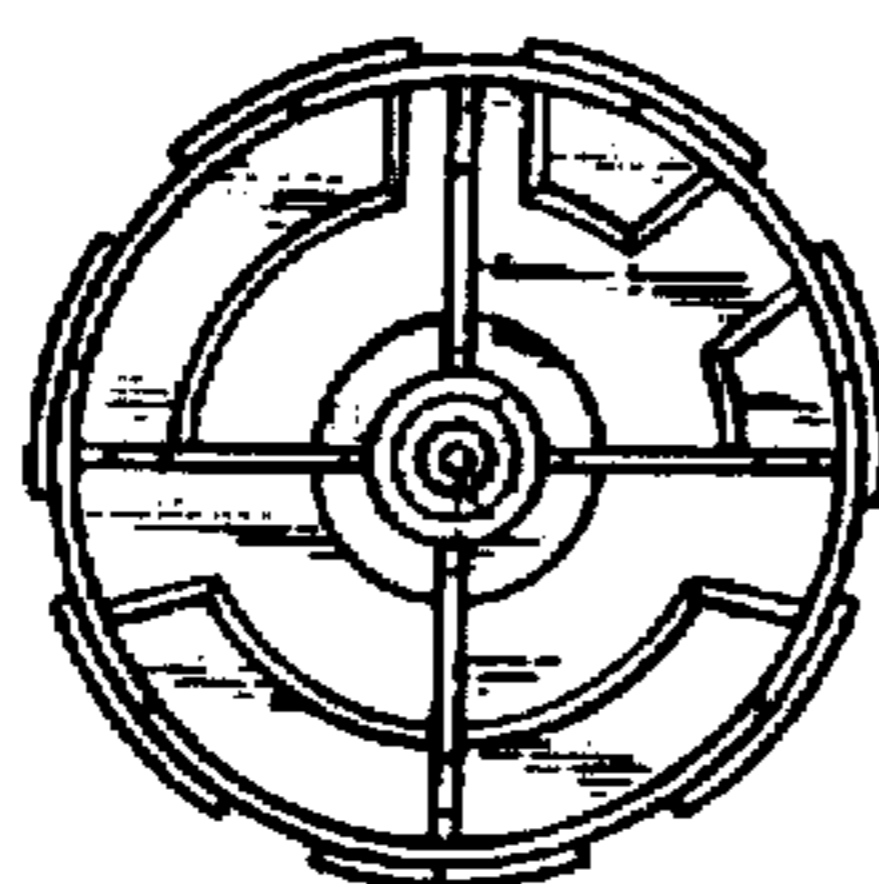


Fig. 7

