



US00D384142S

United States Patent [19]
Racinelli

[11] **Patent Number:** **Des. 384,142**
[45] **Date of Patent:** ****Sep. 23, 1997**

[54] **POTPOURRI SIMMER VASE**

[75] **Inventor:** **Ennio V. Racinelli**, Canyon Lake, Calif.

[73] **Assignee:** **Endar Corporation**, Temecula, Calif.

[**] **Term:** **14 Years**

[21] **Appl. No.:** **55,669**

[22] **Filed:** **Jun. 10, 1996**

[51] **LOC (6) Cl.** **23-04**

[52] **U.S. Cl.** **D23/366; D7/355; D23/367**

[58] **Field of Search** **D23/366-369; 126/33, 40; D7/355, 366; D11/143; D26/9; 422/120, 123, 125; 239/53, 55, 211; 261/DIG. 65**

[56] **References Cited**

U.S. PATENT DOCUMENTS

D. 38,423 1/1907 Gutermann D7/366
D. 289,678 5/1987 Kwiatkowski D7/355

D. 300,811 4/1989 Strafella D23/367
D. 361,632 8/1995 Ratia D26/9

Primary Examiner—Lisa Lichtenstein

Attorney, Agent, or Firm—Knobbe, Martens, Olson & Bear, LLP

[57] **CLAIM**

The ornamental design for a potpourri simmer vase, as shown and described.

DESCRIPTION

FIG. 1, is a top perspective view of the potpourri simmer vase;

FIG. 2, is a top plan view thereof, on a reduced scale;


FIG. 3, is a bottom plan view thereof, on a reduced scale;

FIG. 4, is a front elevational view thereof, on a reduced scale;

FIG. 5, is a right side elevational view thereof, on a reduced scale, which is a minor image of the left side elevational view thereof; and,

FIG. 6, is a rear elevational view thereof, on a reduced scale.

1 Claim, 2 Drawing Sheets




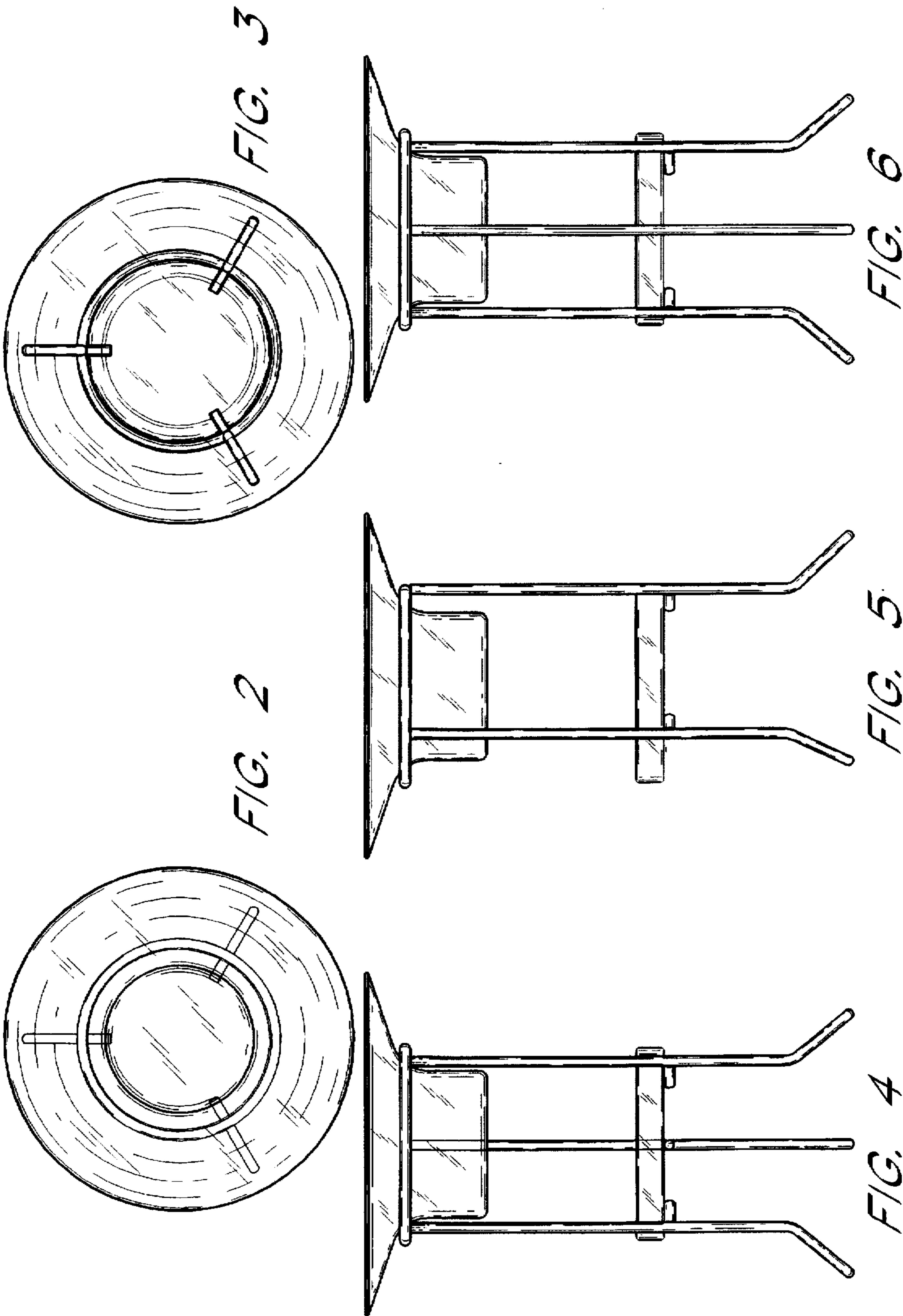


FIG. 1



UNITED STATES PATENT AND TRADEMARK OFFICE
CERTIFICATE OF CORRECTION

PATENT NO. : DES. 384142

Page 1 of 2

DATED : September 23, 1997

INVENTOR(S) : Ennio V. Racinelli

It is certified that error appears in the above-identified patent and that said Letters Patent is hereby corrected as shown below:

Drawing Sheet 2 should be replaced by the attached sheet.

Signed and Sealed this
Tenth Day of March, 1998



Attest:

BRUCE LEHMAN

Attesting Officer

Commissioner of Patents and Trademarks

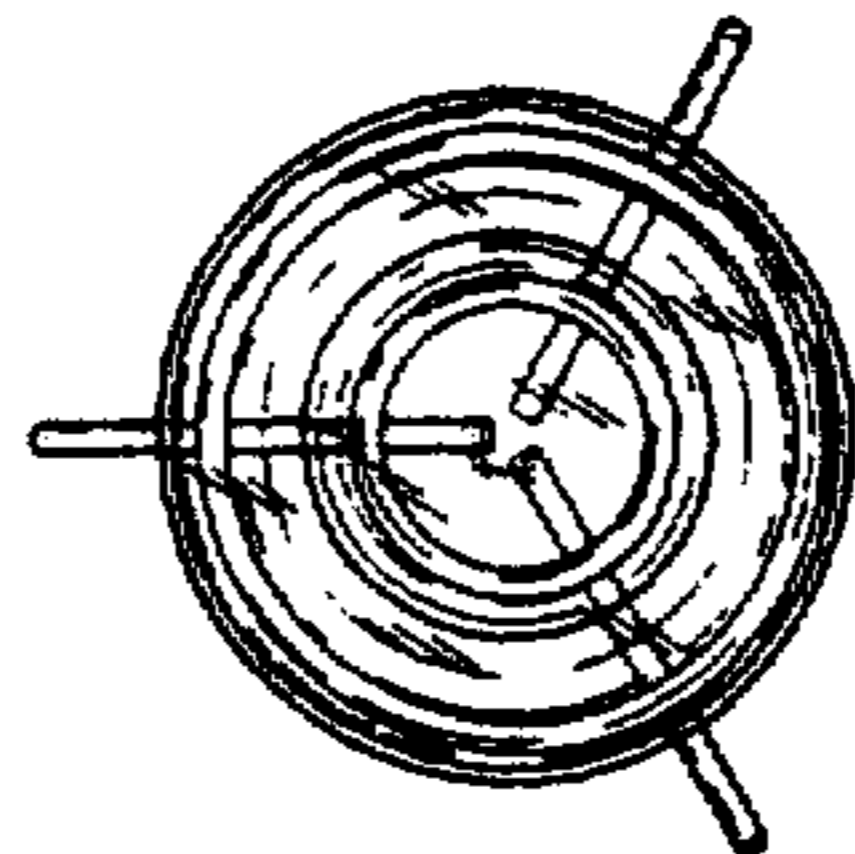


FIG. 2




FIG. 3

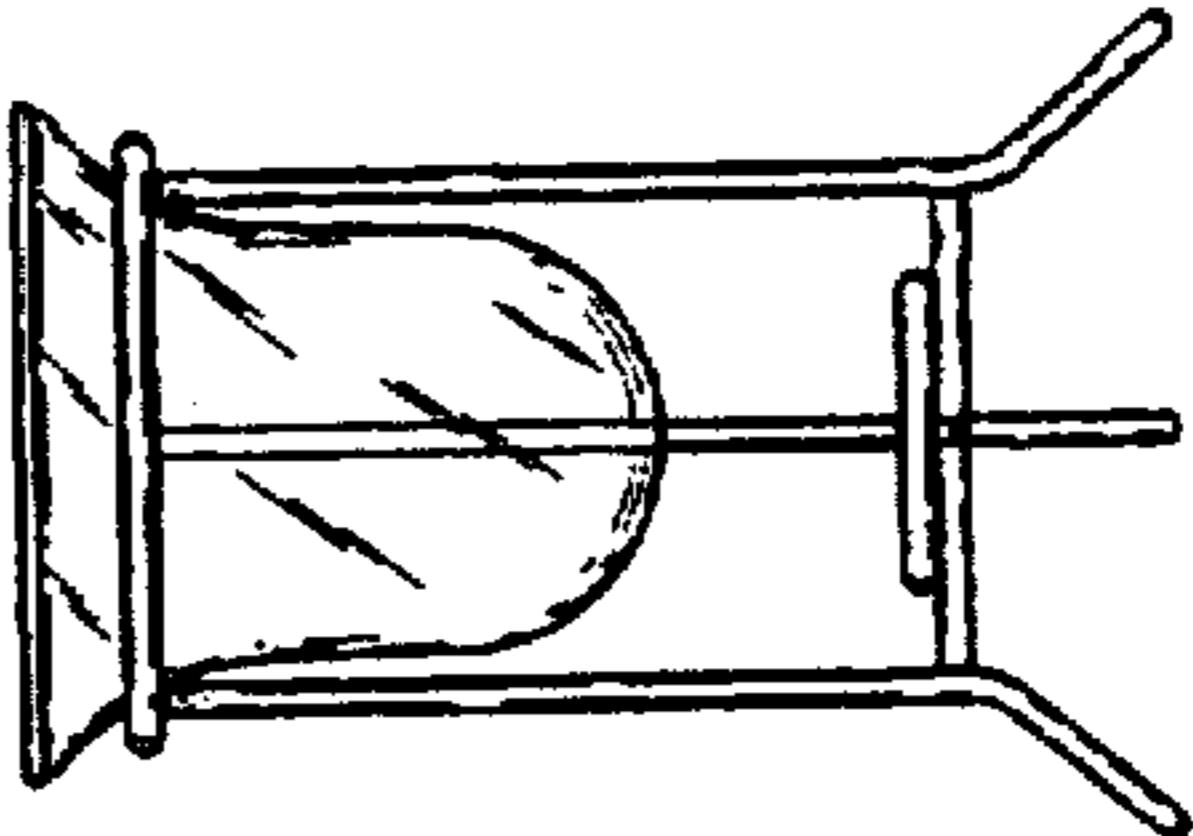


FIG. 4

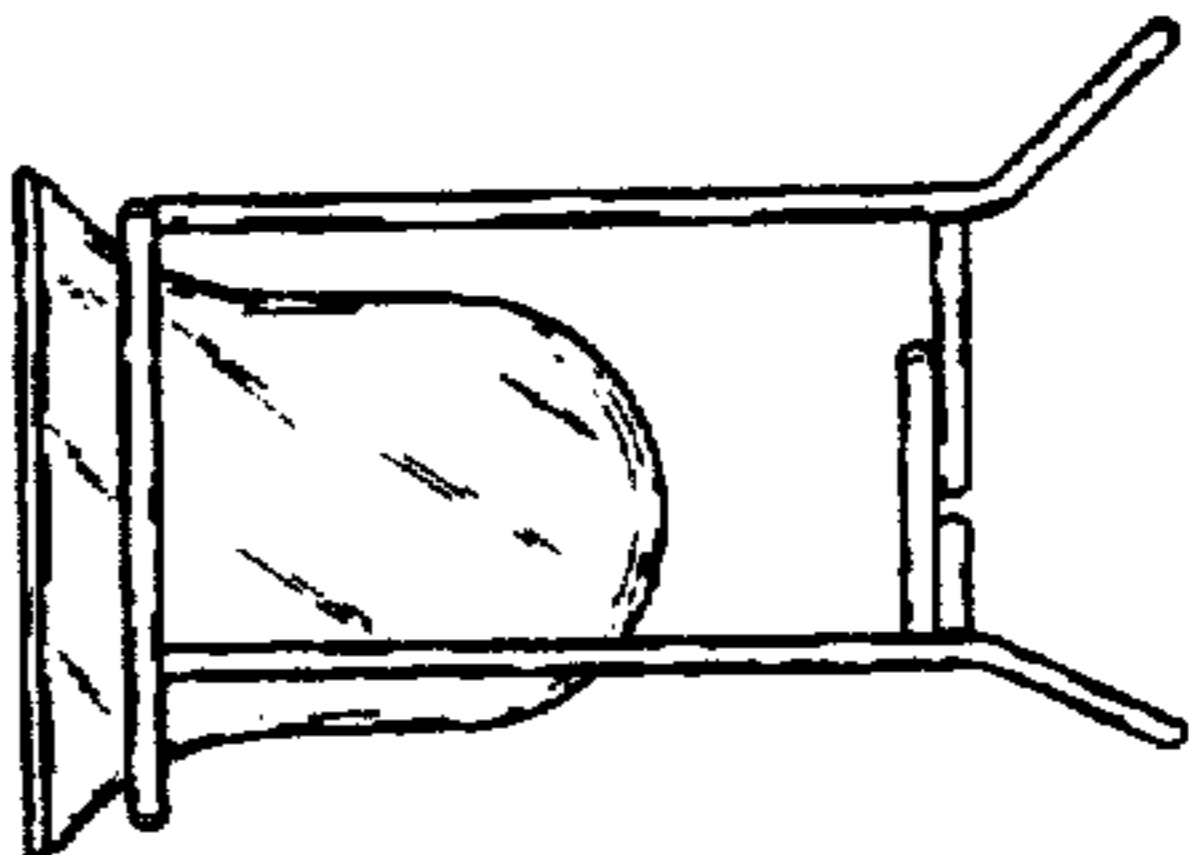


FIG. 5

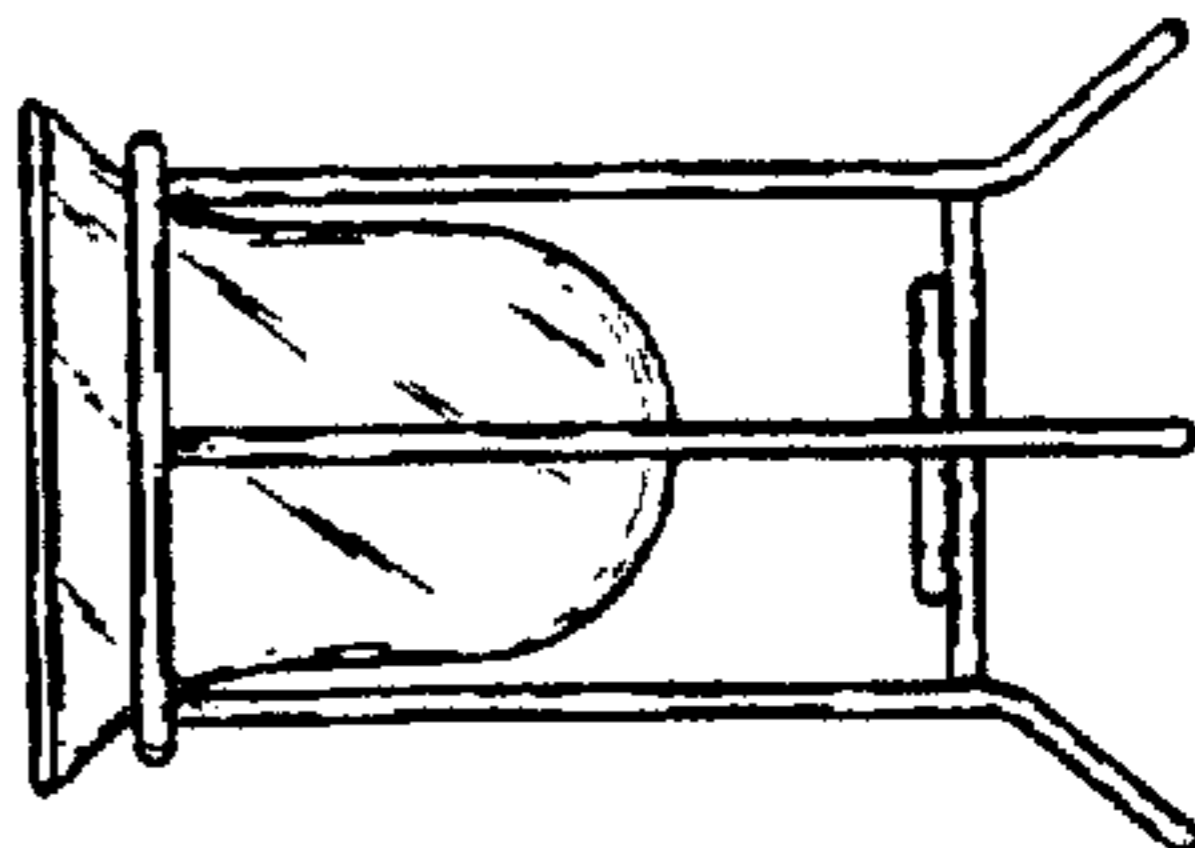


FIG. 6