



US00D384137S

United States Patent [19]

Bonnell et al.

[11] Patent Number: **Des. 384,137**

[45] Date of Patent: ****Sep. 23, 1997**

[54] **WALL MOUNTABLE SHOWER FIXTURE**

[75] Inventors: **Thomas A. Bonnell; Robert C. Giese,**
both of Sheboygan, Wis.

[73] Assignee: **Kohler Co., Kohler, Wis.**

[**] Term: **14 Years**

[21] Appl. No.: **47,086**

[22] Filed: **Nov. 21, 1995**

Related U.S. Application Data

[62] Division of Ser. No. 33,990, Jan. 25, 1995, Pat. No. Des. 372,522.

[51] LOC (6) Cl. **08-08**

[52] U.S. Cl. **D23/304**

[58] Field of Search D23/304, 213,
D23/223-229, 283; D6/545; D26/63, 80;
4/191, 192, 597, 601, 605; 239/72, 446,
449

[56] References Cited

U.S. PATENT DOCUMENTS

D. 166,411 4/1952 Rahn D26/80

D. 177,288	3/1956	Tiller	D23/213
D. 204,594	5/1966	Yerkovitch	D6/545
D. 250,716	1/1979	Smith	D23/57
D. 276,178	10/1984	Doman	D23/74
D. 330,138	10/1992	Reindl	D6/545
D. 333,063	2/1993	Podesta Burke	D6/545
D. 338,057	8/1993	Robbins	D23/213
D. 346,428	4/1994	Warshawsky	D23/213
D. 349,951	8/1994	Cummings	D23/283

Primary Examiner—Louis S. Zarfaz
Assistant Examiner—Eric Watterson
Attorney, Agent, or Firm—Quarles & Brady


[57] CLAIM

The ornamental design for a wall mountable shower fixture, as shown and described.

DESCRIPTION

FIG. 1 is a left, top, frontal perspective view of a wall mountable shower fixture embodying our new design;
FIG. 2 is a top plan view thereof;
FIG. 3 is a front elevational view thereof;
FIG. 4 is a right side elevational view thereof the left side elevational view being the mirror image of the right side shown; and,
FIG. 5 is a bottom plan view thereof.

1 Claim, 1 Drawing Sheet






FIG. 1

FIG. 2

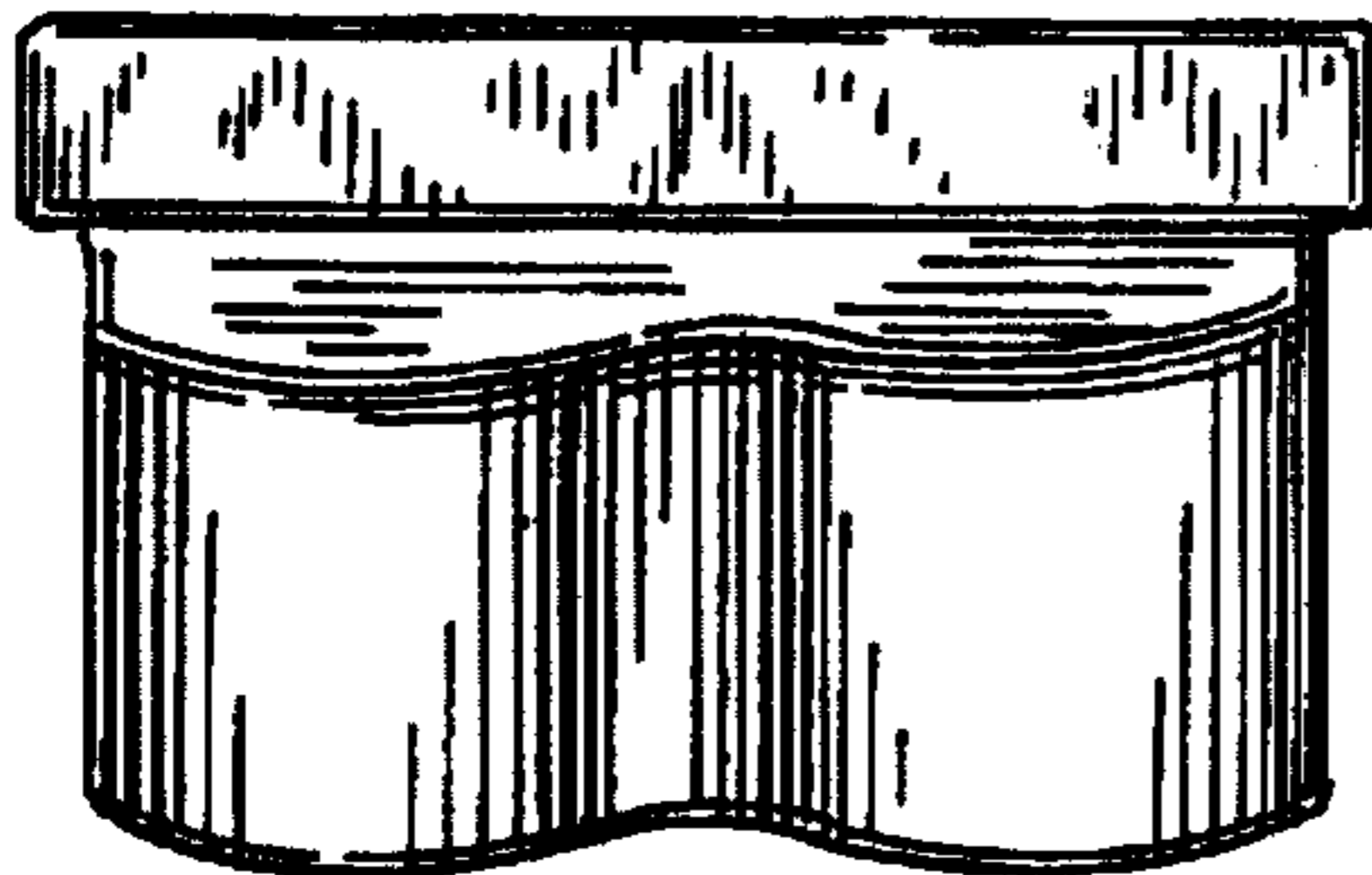


FIG. 3




FIG. 5

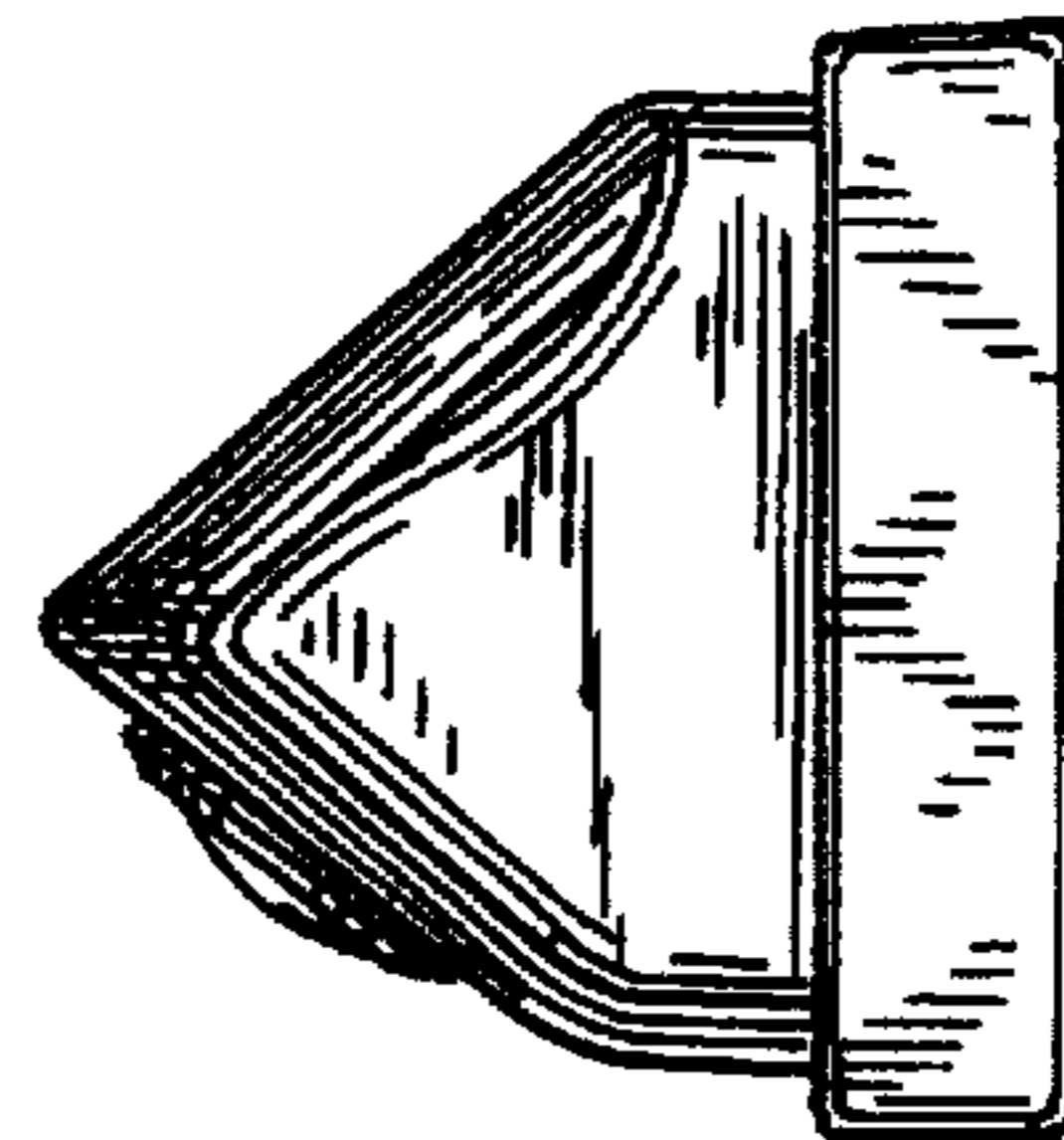



FIG. 4