



US00D384133S

United States Patent [19]

Doughty et al.

[11] Patent Number: **Des. 384,133**

[45] Date of Patent: ****Sep. 23, 1997**

[54] **FAUCET**

[75] Inventors: **Frederic C. Doughty**, S. Pasadena;
Darren M. Mark, Castaic, both of Calif.

[73] Assignee: **Emhart Inc.**, Newark, Del.

[**] Term: **14 Years**

[21] Appl. No.: **52,681**

[22] Filed: **Apr. 4, 1996**

[51] LOC (6) Cl. **23-01**

[52] U.S. Cl. **D23/241**

[58] Field of Search **D23/238-243,**
D23/250-257; 4/675-678; 137/801

[56] **References Cited**

U.S. PATENT DOCUMENTS

- D. 187,845 5/1960 Kohler .
- D. 202,095 8/1965 Kelly .
- D. 276,259 11/1984 Miller .
- D. 280,008 8/1985 Miller et al. D23/241
- D. 285,106 8/1986 Yost .
- D. 288,835 3/1987 Yost .
- D. 288,836 3/1987 Yost D23/241

- D. 293,362 12/1987 Hill et al. D23/241
- D. 318,717 7/1991 Spangler .
- D. 318,901 8/1991 Rodstein D23/242
- D. 318,906 8/1991 Spangler .
- D. 321,750 11/1991 Spangler .
- D. 325,772 4/1992 Carr .
- D. 327,532 6/1992 Ko D23/252
- D. 363,975 11/1995 Doughty et al. .
- D. 366,517 1/1996 Doughty et al. .

Primary Examiner—Stella Reid
Assistant Examiner—Eric Watterson
Attorney, Agent, or Firm—J. Bruce Hoofnagle

[57] **CLAIM**

The ornamental design for faucet, as shown and described.

DESCRIPTION

FIG. 1 is a perspective view of our new design of a faucet; FIG. 2 is a front view of our new design of the faucet; FIG. 3 is a rear view of our new design of the faucet; FIG. 4 is a left side view of our new design of the faucet, a right side view thereof being a mirror image of the left side view; FIG. 5 is a top view of our new design of the faucet; and, FIG. 6 is a bottom view of our new design of the faucet.

1 Claim, 5 Drawing Sheets


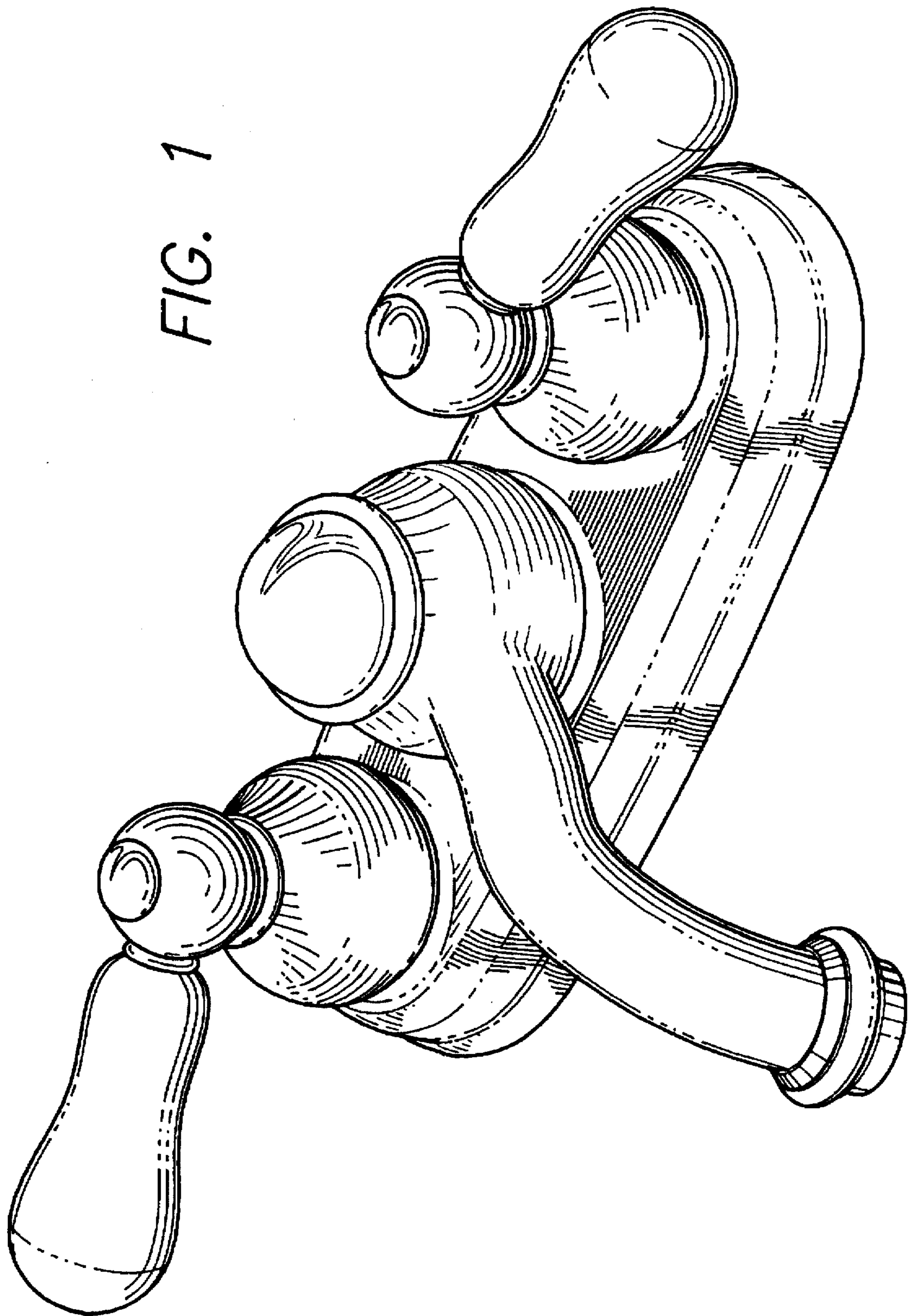
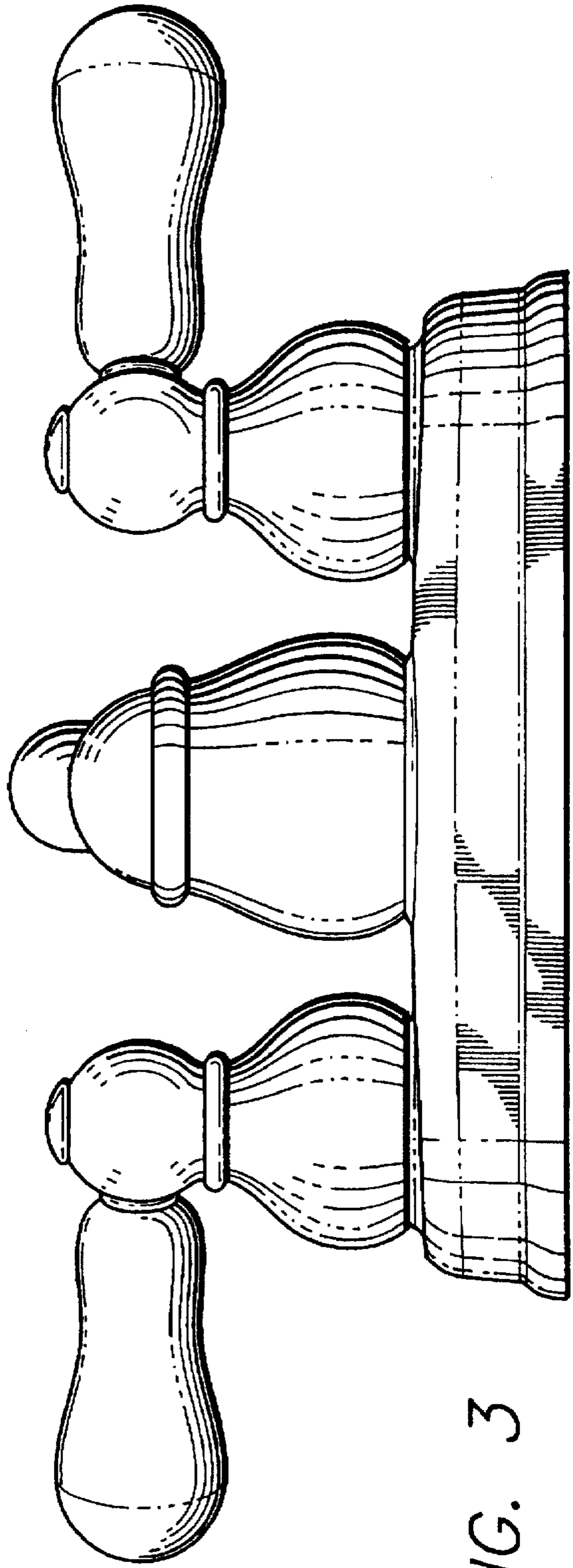
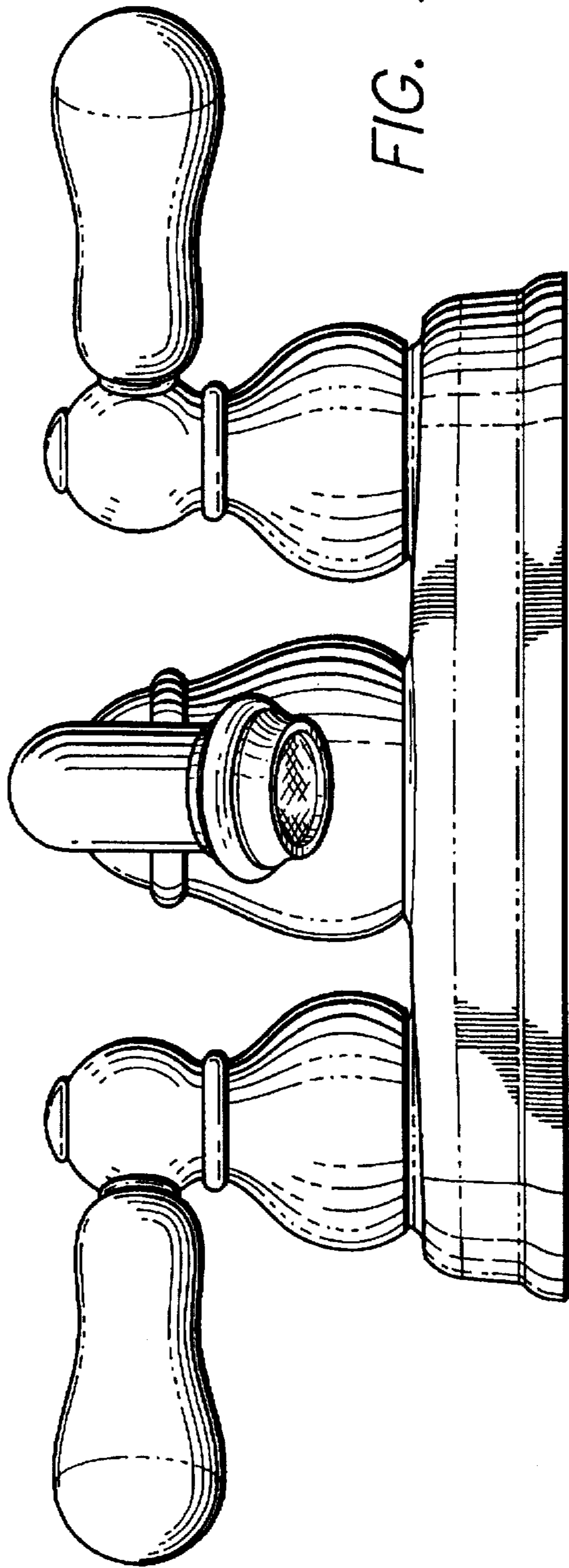


FIG. 1








FIG. 4

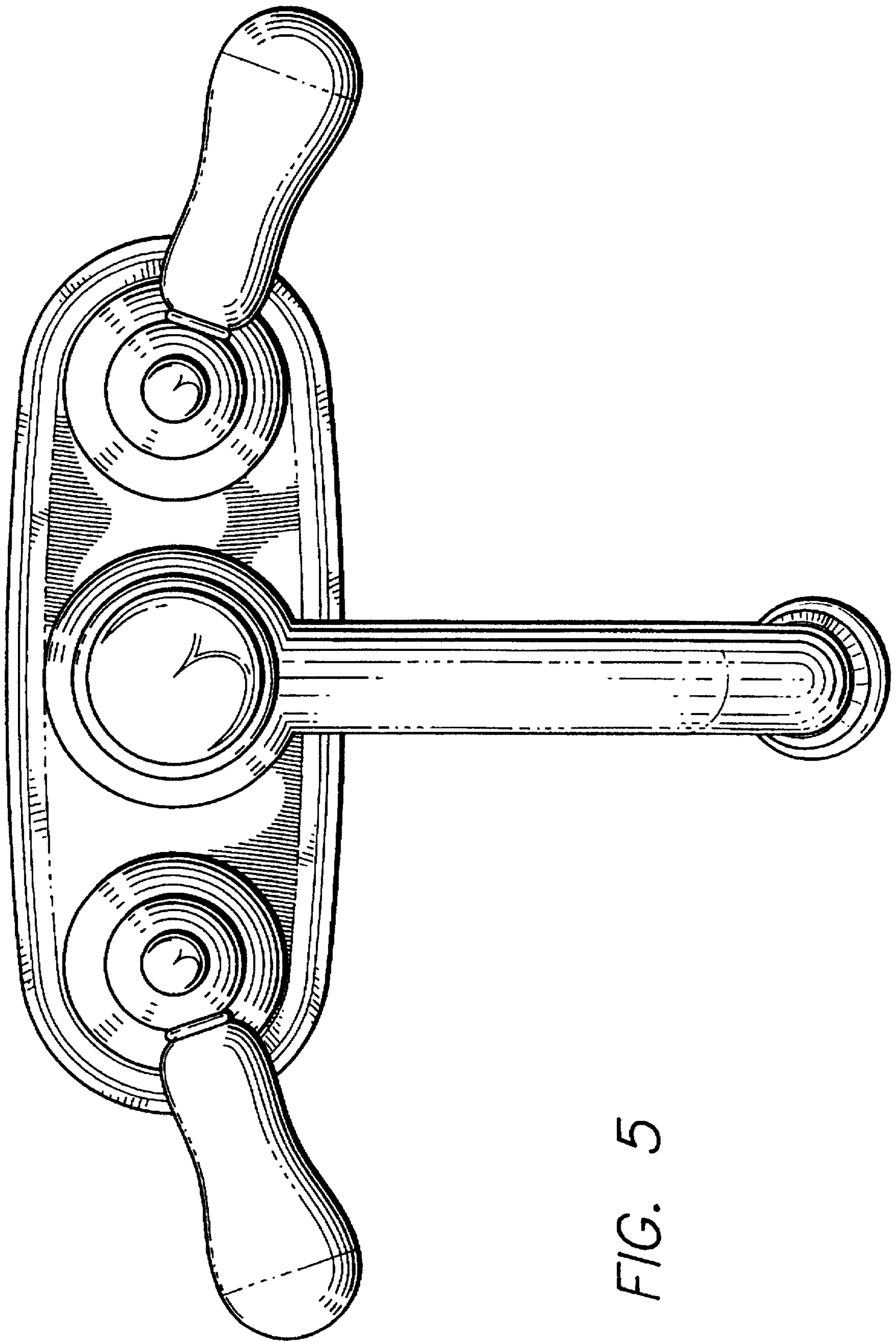


FIG. 5

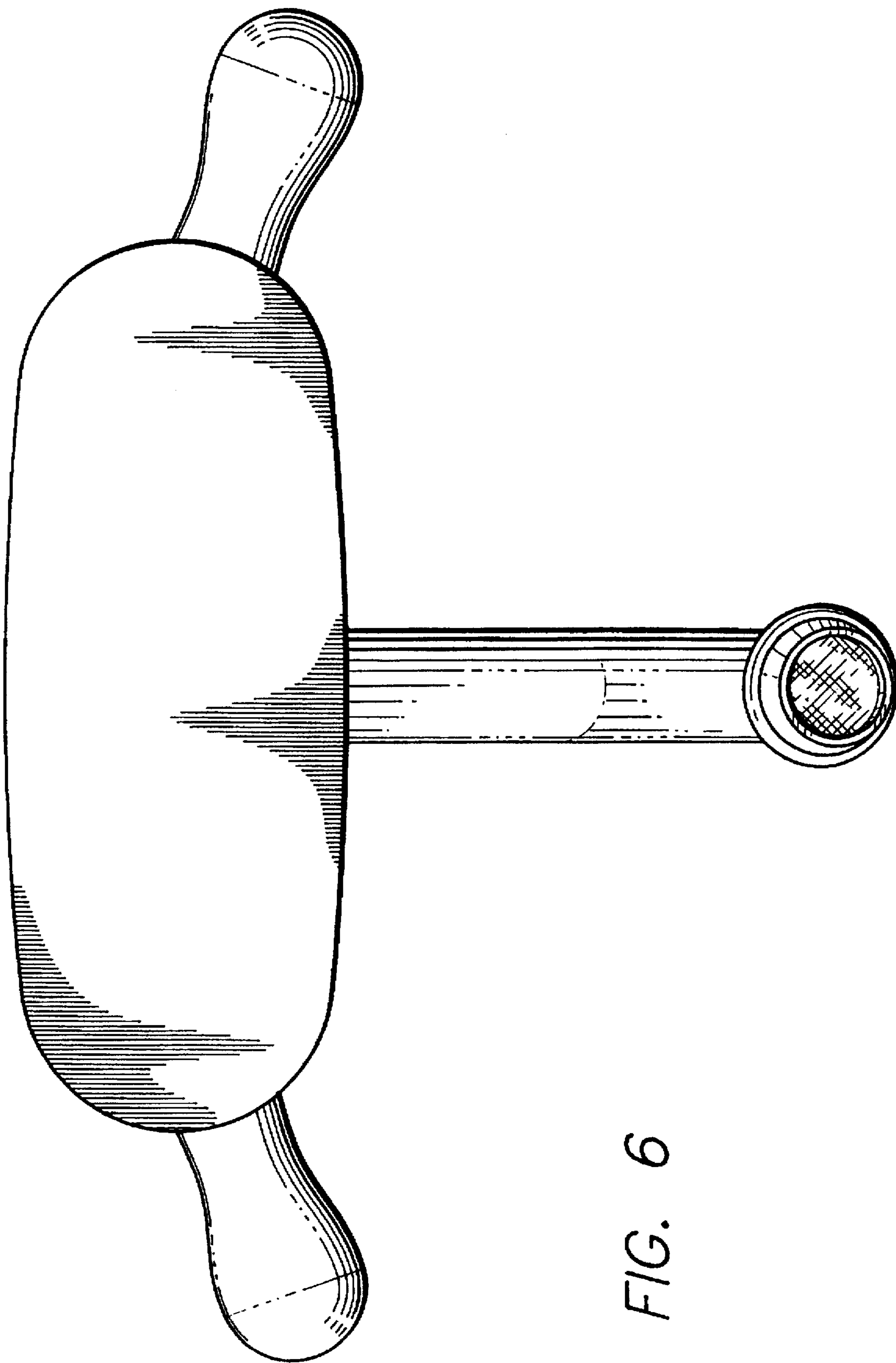


FIG. 6