

US00D384129S

United States Patent [19]
Neufeld et al.

[11] **Patent Number:** **Des. 384,129**
[45] **Date of Patent:** ****Sep. 23, 1997**

[54] **WALL BAR FOR HAND SHOWER**

4333629 4/1994 Germany .

[75] **Inventors:** **Horst Günter Neufeld**, Velbert;
Michael Stein, Wuppertal, both of
Germany

Primary Examiner—Louis S. Zarfes
Assistant Examiner—Eric Watterson
Attorney, Agent, or Firm—Eckert Seamans Cherin &
Mellott

[73] **Assignee:** **Hans Grobe GmbH & Co. KG**,
Schiltach, Germany

[57] **CLAIM**

[**] **Term:** **14 Years**

The ornamental design for a wall bar for hand shower, as
shown and described.

[21] **Appl. No.:** **44,569**

DESCRIPTION

[22] **Filed:** **Sep. 26, 1995**

[51] **LOC (6) Cl.** **08-08**

[52] **U.S. Cl.** **D23/213; D23/304**

[58] **Field of Search** **D23/259, 266,**
D23/213, 223, 228, 229, 304; D8/349,
354, 356, 373; 4/567-570, 601, 615; 285/47,
138; 248/125.1

FIG. 1 is a side perspective view of a wall bar for hand
showers showing our new design;
FIG. 2 is a front elevation view thereof;
FIG. 3 is a side elevation view thereof;
FIG. 4 is a rear elevation view thereof;
FIG. 5 is an opposite side elevation view thereof;
FIG. 6 is a top plan view thereof; and,
FIG. 7 is a bottom plan view thereof.

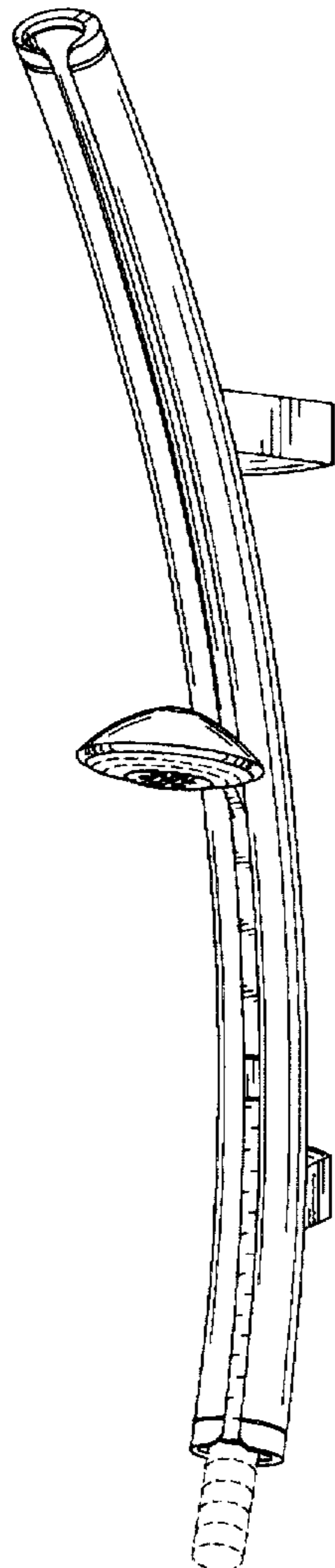
The broken line showing of the hose attachment is for
illustrative purposes only and forms no part of the claimed
design.

[56] **References Cited**

FOREIGN PATENT DOCUMENTS

0559997 9/1993 European Pat. Off. .

1 Claim, 4 Drawing Sheets



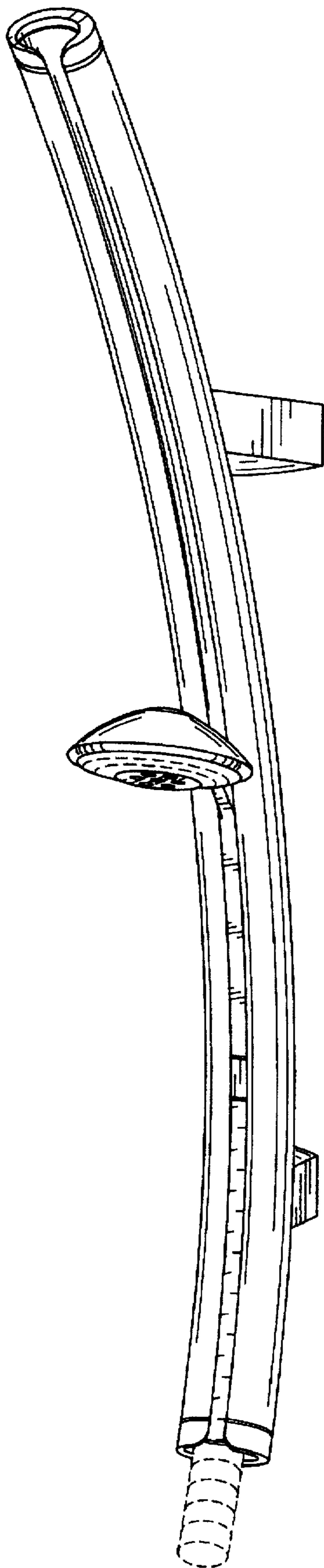


FIG. 1




FIG. 2

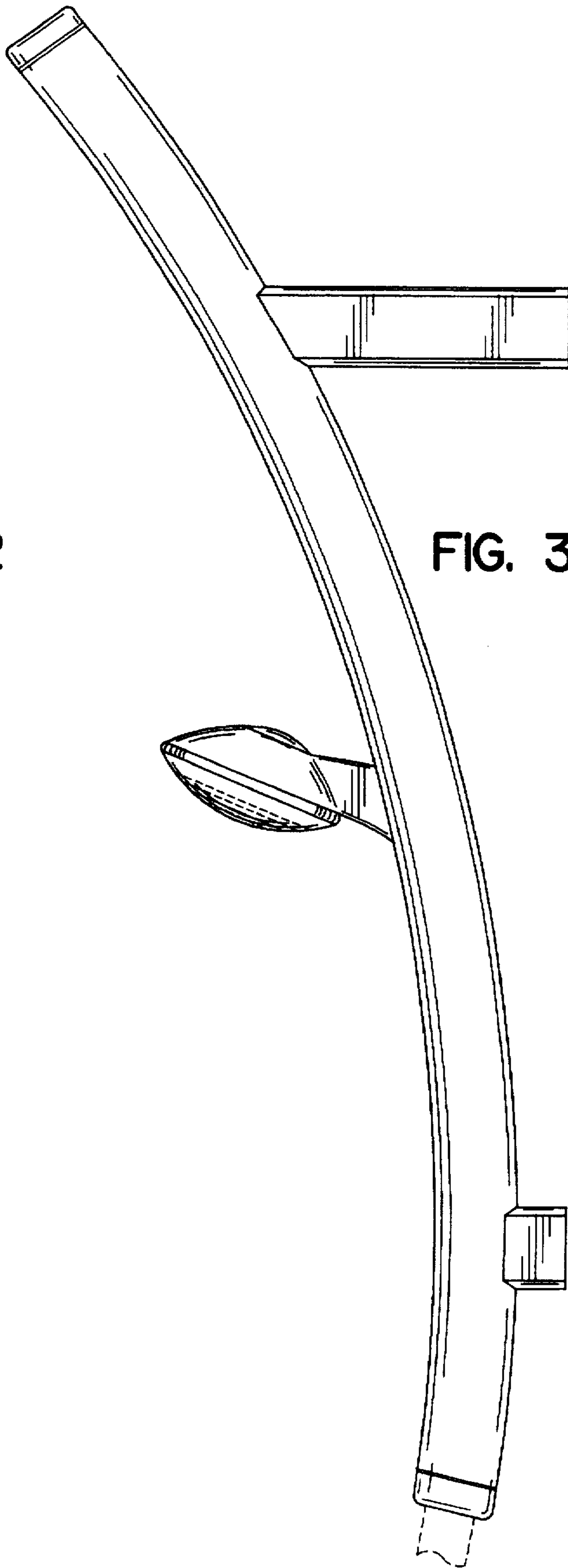


FIG. 3

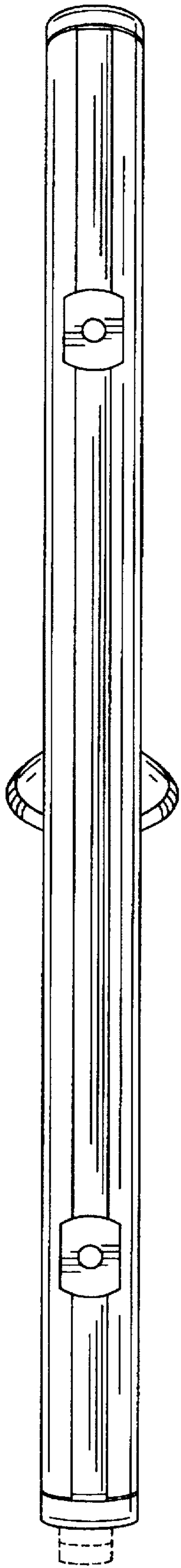


FIG. 4

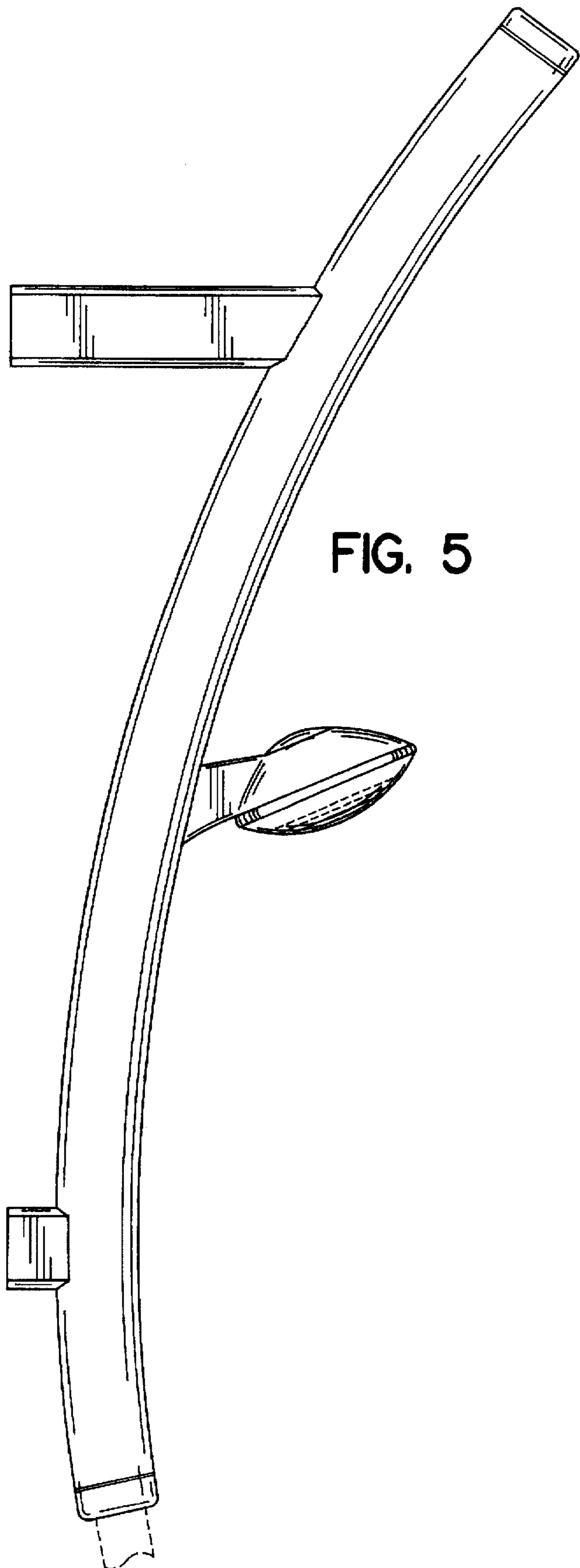


FIG. 5

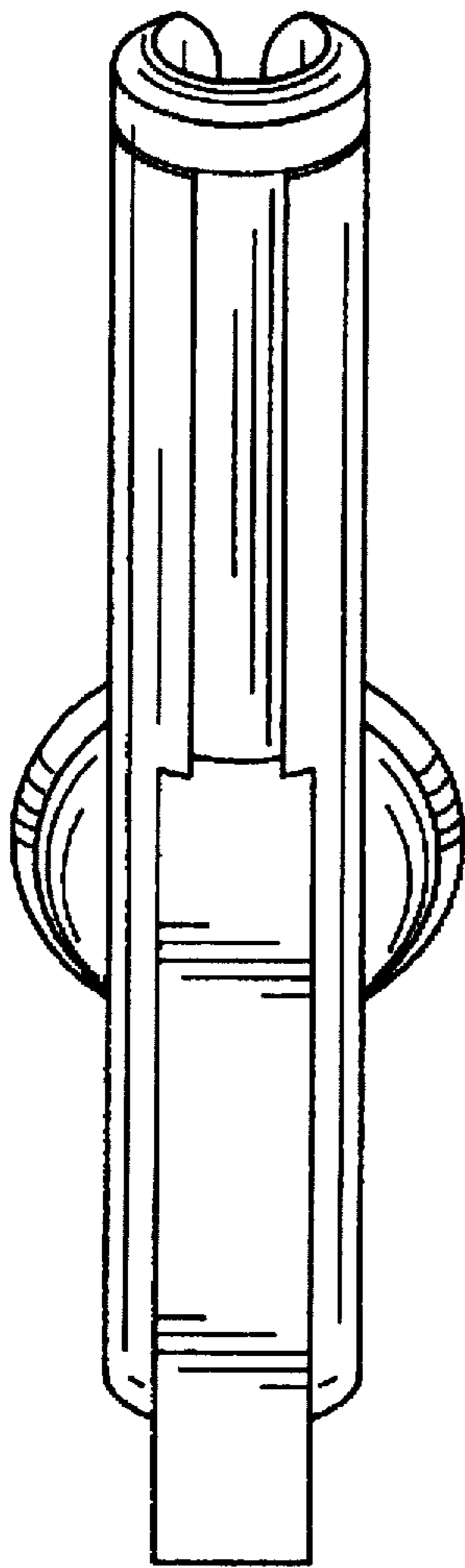


FIG. 6

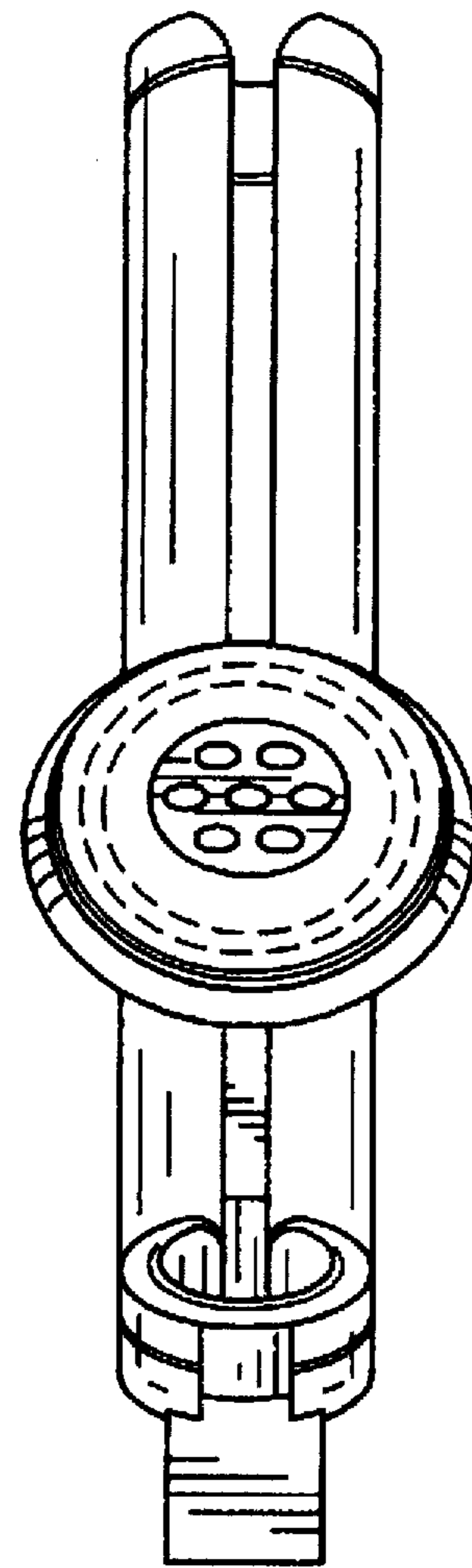


FIG. 7