



US00D384105S

# United States Patent [19]

Robert et al.

[11] Patent Number: **Des. 384,105**

[45] Date of Patent: **\*\*Sep. 23, 1997**

[54] **VENTED PEN CAP**

[75] Inventors: **Beth Robert, Mattapoisett, Mass.;**  
**Geoff Hollington, London, England**

[73] Assignee: **The Gillette Company, Boston, Mass.**

[\*\*] Term: **14 Years**

D. 349,297 8/1994 Shimizu ..... D19/57  
 D. 351,417 10/1994 Oka ..... D19/57  
 D. 357,699 4/1995 Takanashi ..... D19/48  
 D. 359,759 6/1995 Otake ..... D19/57  
 D. 366,497 1/1996 Otake ..... D19/51  
 D. 366,902 2/1996 Takahashi ..... D19/57 X  
 4,376,590 3/1983 Kuo ..... 401/57  
 5,221,152 6/1993 Chuang ..... 401/57

[21] Appl. No.: **55,693**

[22] Filed: **Jun. 11, 1996**

[51] LOC (6) Cl. .... **19-06**

[52] U.S. Cl. .... **D19/57; D19/56; D19/53;**  
**D19/51**

[58] Field of Search ..... **D19/35, 36, 41-51,**  
**D19/53-58, 81-85; 401/202, 243-247,**  
**57; 15/3.53, 105, 105.51**

### OTHER PUBLICATIONS

Miller Office Products ©1994, see p. 763 circled pencil cap on item E, page center-desk copy.

*Primary Examiner*—Martie Thompson  
*Attorney, Agent, or Firm*—Paul I. Douglas

### [56] References Cited

#### U.S. PATENT DOCUMENTS

D. 146,181 1/1947 Lippincott ..... D19/57  
 D. 171,093 12/1953 Lovejoy ..... D19/57  
 D. 198,419 6/1964 Hankins ..... D19/49  
 D. 217,647 5/1970 De Groft et al. .... D19/57  
 D. 239,280 3/1976 Taylor et al. .... D19/57  
 D. 312,096 11/1990 Vitrac ..... D19/51  
 D. 317,324 6/1991 Chuang ..... D19/51 X  
 D. 330,911 11/1992 Tu ..... D19/51  
 D. 341,623 11/1993 Chuang ..... D19/36

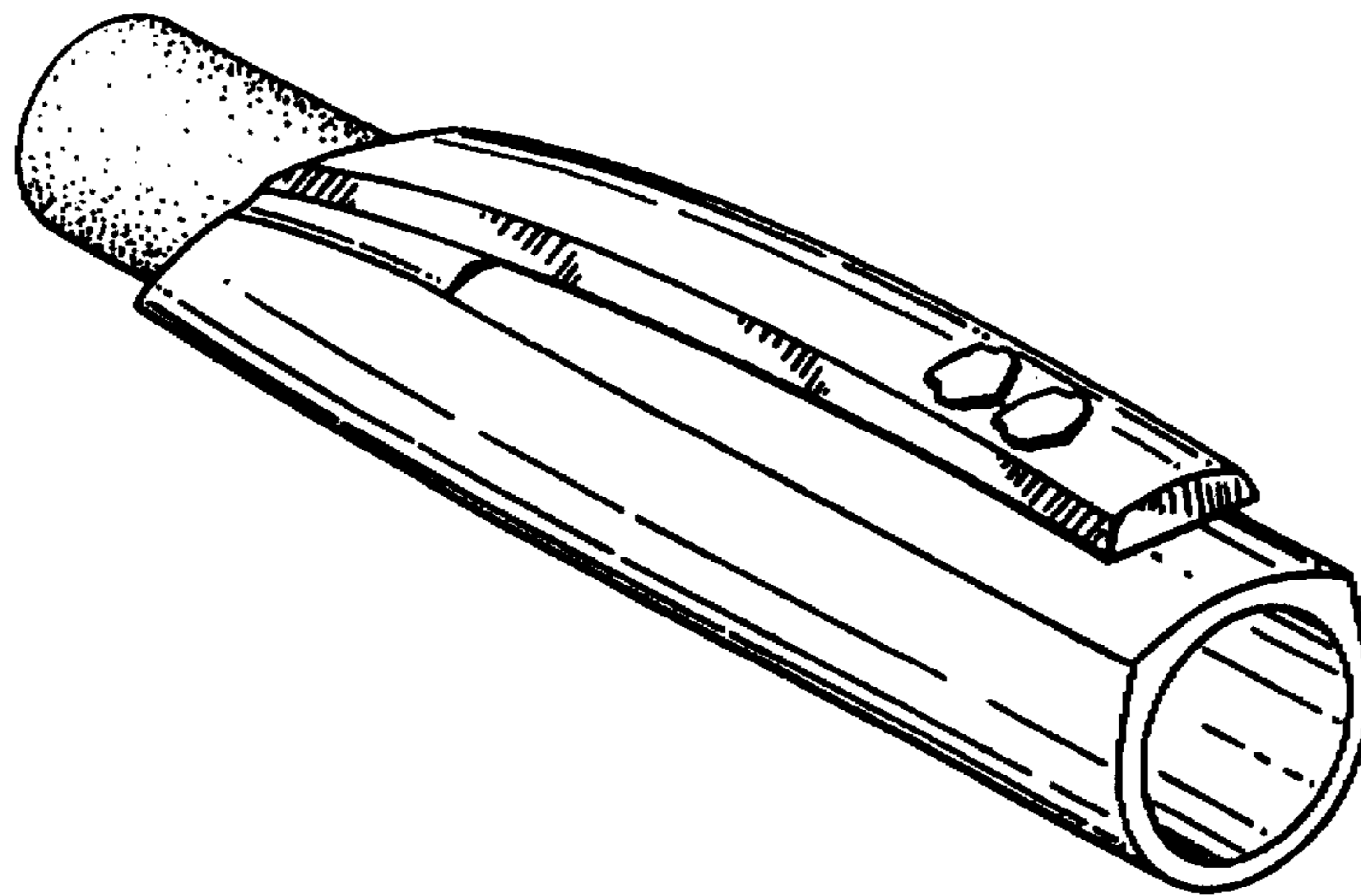
### [57] CLAIM

The ornamental design for a vented pen cap, as shown and described.

### DESCRIPTION

FIG. 1 is an isometric front view of a pen cap showing our new design;  
 FIG. 2 is a front elevational view thereof;  
 FIG. 3 is a left side elevational view thereof;  
 FIG. 4 is a right side elevational view thereof;  
 FIG. 5 is a rear view thereof;  
 FIG. 6 is a top plan view thereof; and,  
 FIG. 7 is a bottom view.

**1 Claim, 1 Drawing Sheet**



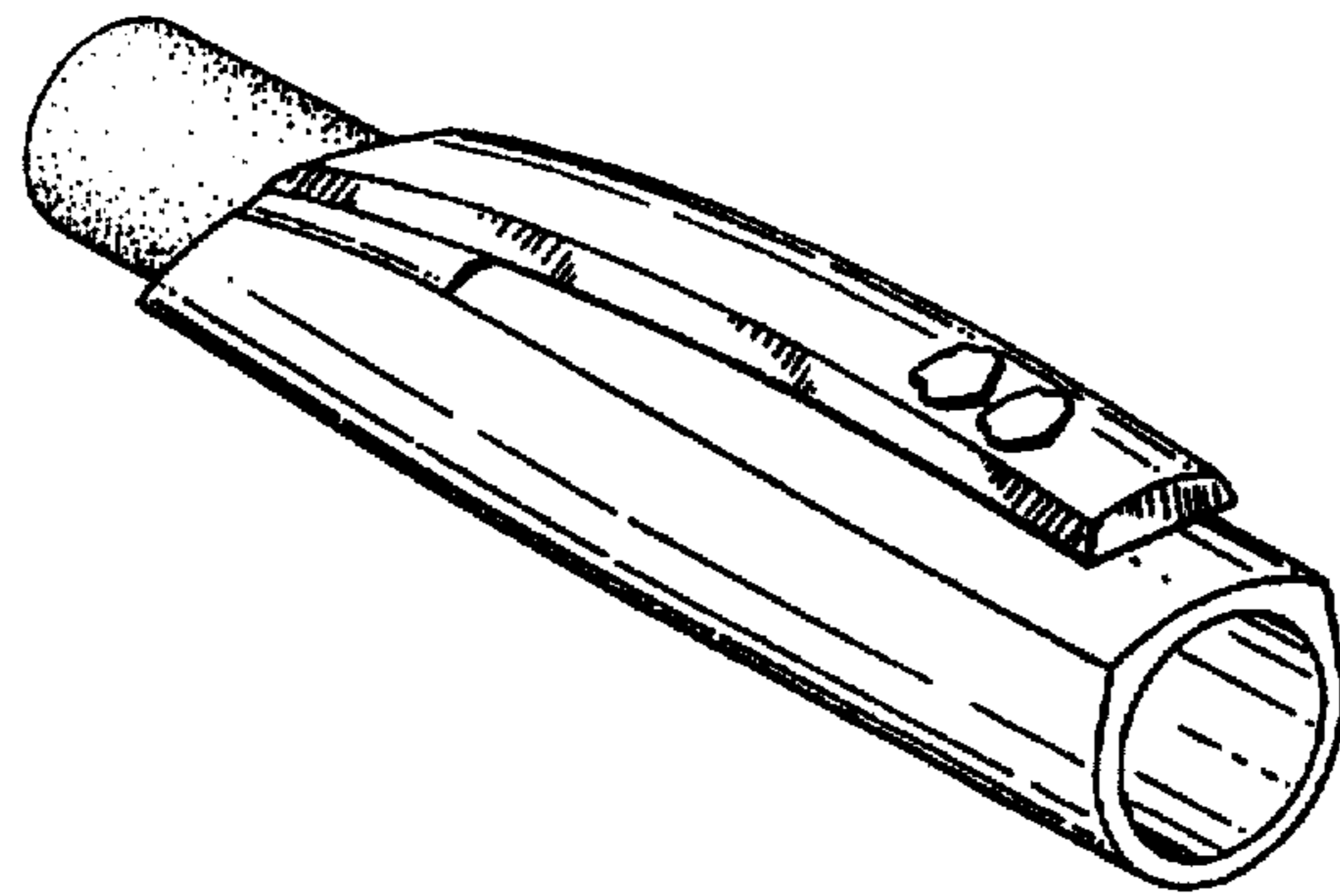


FIG. 1




FIG. 2




FIG. 4




FIG. 3




FIG. 5

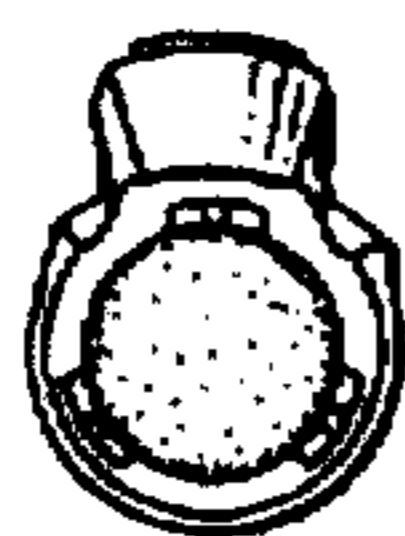


FIG. 6



FIG. 7