



US00D384104S

United States Patent [19] Krawitz

[11] Patent Number: **Des. 384,104**

[45] Date of Patent: ****Sep. 23, 1997**

[54] **BULLETIN BOARD**

[76] Inventor: **Daniel S. Krawitz**, 3001 Chapel Hill Rd., Orange, Calif. 92667

[**] Term: **14 Years**

[21] Appl. No.: **45,139**

[22] Filed: **Oct. 10, 1995**

[51] LOC (6) Cl. **19-06**

[52] U.S. Cl. **D19/52; D19/90; D20/42**

[58] Field of Search **D19/35, 36, 52, D19/65, 90, 91, 99, 100; D21/18, 20, 40, 42; D6/553; 40/1, 158.1, 600, 615, 624, 657; 428/40; 248/441.1**

[56] **References Cited**

U.S. PATENT DOCUMENTS

D. 258,297	2/1981	Pittman et al.	D20/42
D. 270,273	8/1983	Kosmicki	D19/52
D. 312,066	11/1990	Fabbrini	D20/42 X
D. 324,073	2/1992	Pinkos	D19/52
D. 356,825	3/1995	Krawitz	D19/52
D. 365,121	12/1995	Krawitz	D19/52

D. 371,806	7/1996	Boone et al.	D20/42 X
3,503,835	3/1970	Hermann	428/41
5,342,665	8/1994	Krawitz	428/40

OTHER PUBLICATIONS

Toys and Novelties, Sep. 1961, p. 119, see blackboard, lower left.

Primary Examiner—Martie Thompson
Attorney, Agent, or Firm—Willie Krawitz

[57] **CLAIM**

The ornamental design for a bulletin board, as shown.

DESCRIPTION

FIG. 1 is an upper plan view of a "bulletin board" showing my new design;
FIG. 2 is a front elevation view thereof;
FIG. 3 is a left side elevation view thereof;
FIG. 4 is a right side view thereof;
FIG. 5 is a bottom view thereof;
FIG. 6 is a rear elevation view thereof; and,
FIG. 7 is a front, perspective view thereof.

1 Claim, 2 Drawing Sheets

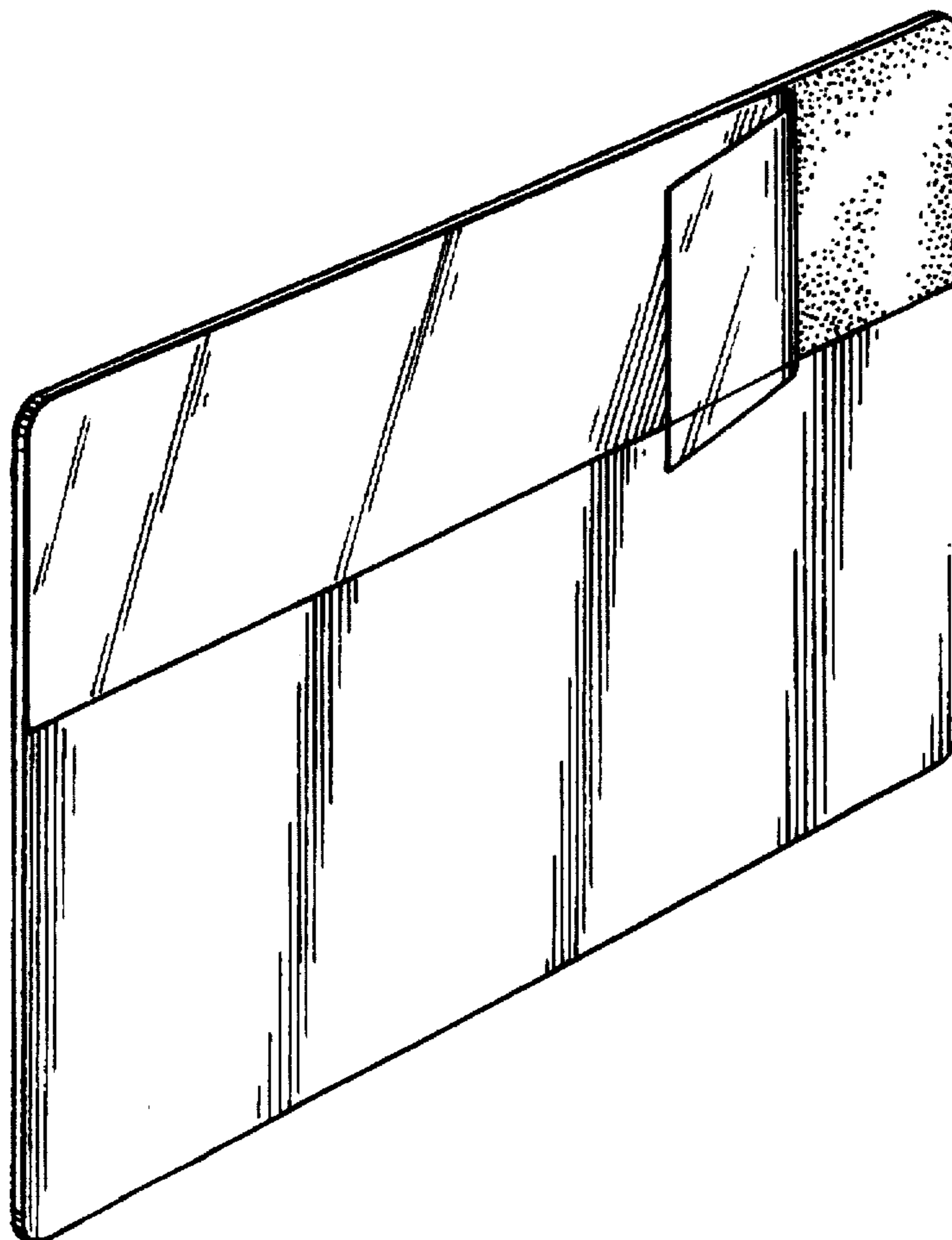


FIG. 1

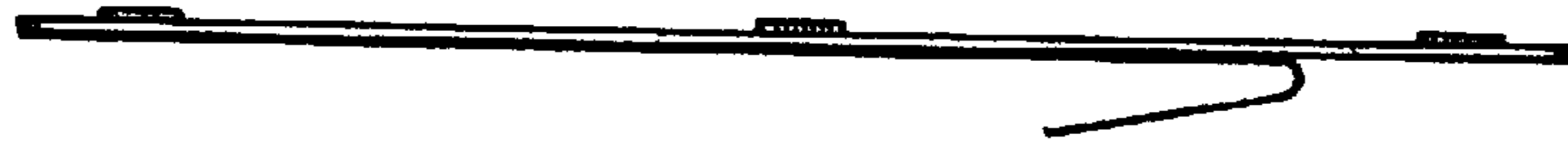


FIG. 3

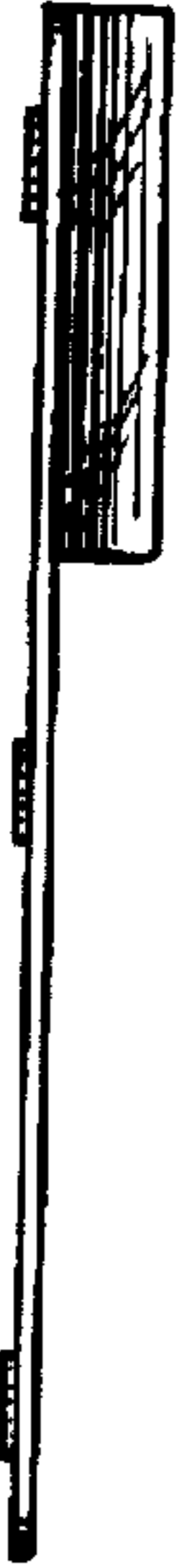


FIG. 2

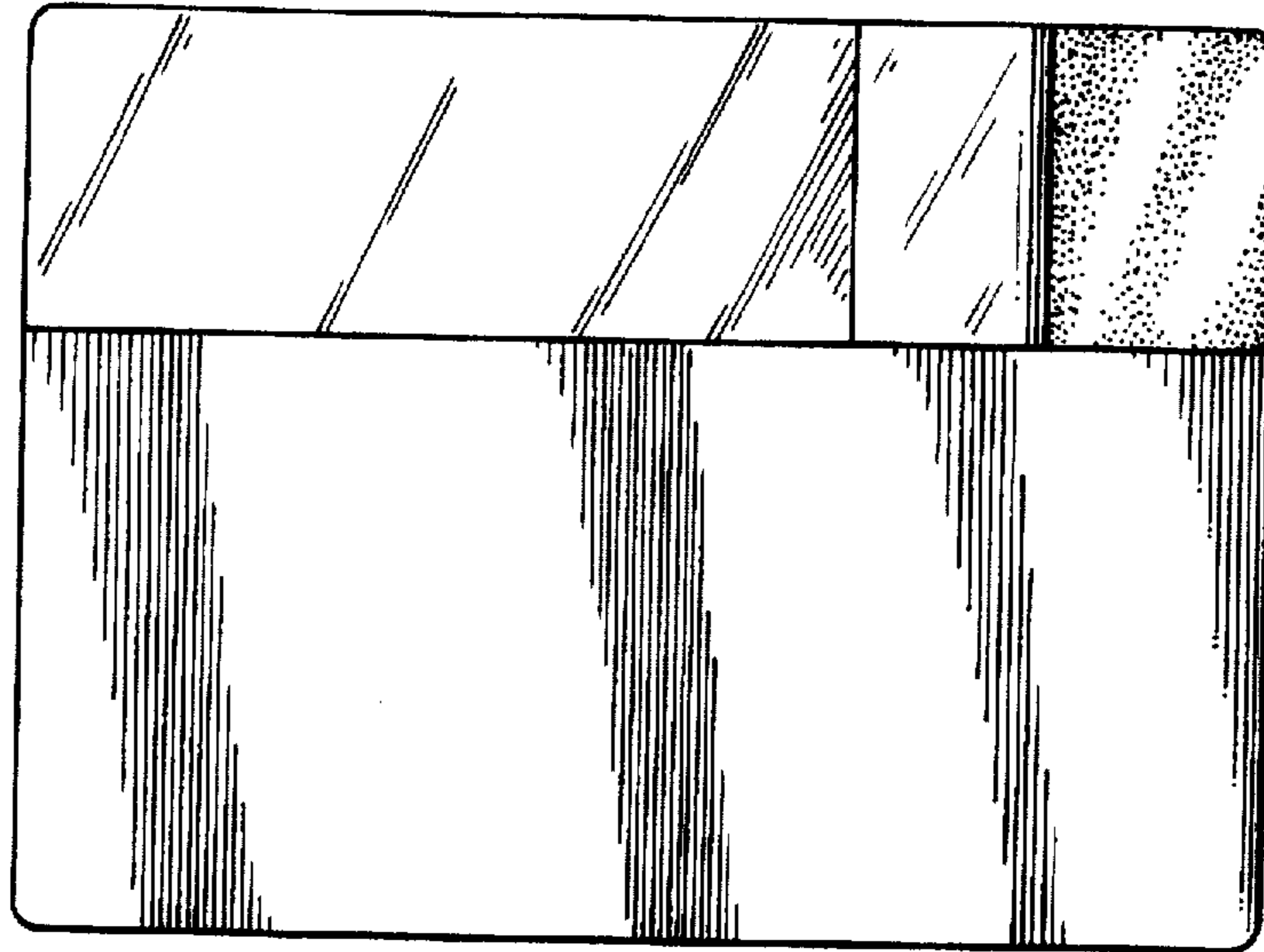


FIG. 4



FIG. 5



FIG. 6

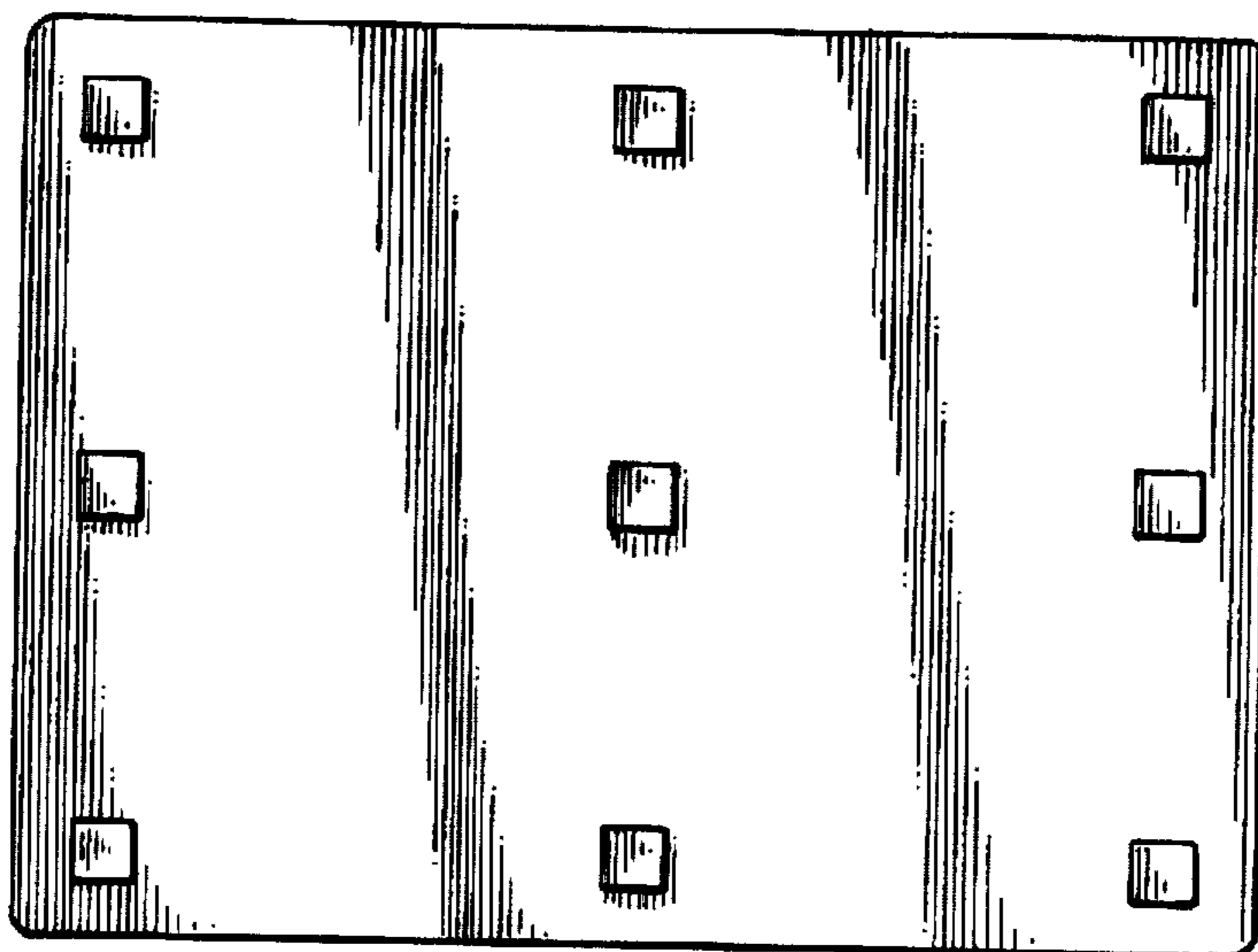


FIG. 7

