



US00D384103S

United States Patent [19]
Chuang

[11] **Patent Number: Des. 384,103**
[45] **Date of Patent: **Sep. 23, 1997**

[54] **TOY BEAR WRITING IMPLEMENT**

D. 362,681 9/1995 Jones et al. D19/42
4,742,500 5/1988 Luce 368/10

[75] **Inventor: Cheng-hua Chuang, Taipei, Taiwan**

Primary Examiner—Martie Thompson
Attorney, Agent, or Firm—Burns, Doane, Swecker & Mathis, LLP

[73] **Assignee: Pioneer Industrial Corporation, Taipei, Taiwan**

[**] **Term: 14 Years**

[57] **CLAIM**

[21] **Appl. No.: 57,158**

The ornamental design for a toy bear writing implement, as shown and described.

[22] **Filed: Jul. 17, 1996**

DESCRIPTION

[51] **LOC (6) Cl. 19-06**

FIG. 1 is a perspective view of a toy bear writing implement, showing my new design;

[52] **U.S. Cl. D19/42; D19/46; D21/159**

FIG. 2 is a front elevational view thereof;

[58] **Field of Search D19/35, 36, 41-51,**

FIG. 3 is a rear elevational view thereof;

D19/53-58, 81-85; 401/6, 7, 88, 196, 200, 52, 195

FIG. 4 is a left side elevational view thereof;

FIG. 5 is a right side elevational view thereof;

[56] **References Cited**

U.S. PATENT DOCUMENTS

- D. 163,779 6/1951 Ulvad D19/42
- D. 298,263 10/1988 Perry et al. D19/42
- D. 305,441 1/1990 Lovik D21/159 X
- D. 306,457 3/1990 Kim et al. D19/42
- D. 308,283 6/1990 Bergman et al. D21/159 X
- D. 335,927 5/1993 Burgio et al. D21/159 X

FIG. 6 is a top plan view thereof;

FIG. 7 is a bottom plan view thereof; and,

FIG. 8 is a front elevational view, the plurality of toy bear writing implements depicted by means of broken lines are shown for illustrative purposes only and form no part of the claimed design.

1 Claim, 5 Drawing Sheets




FIG. 1




FIG. 2

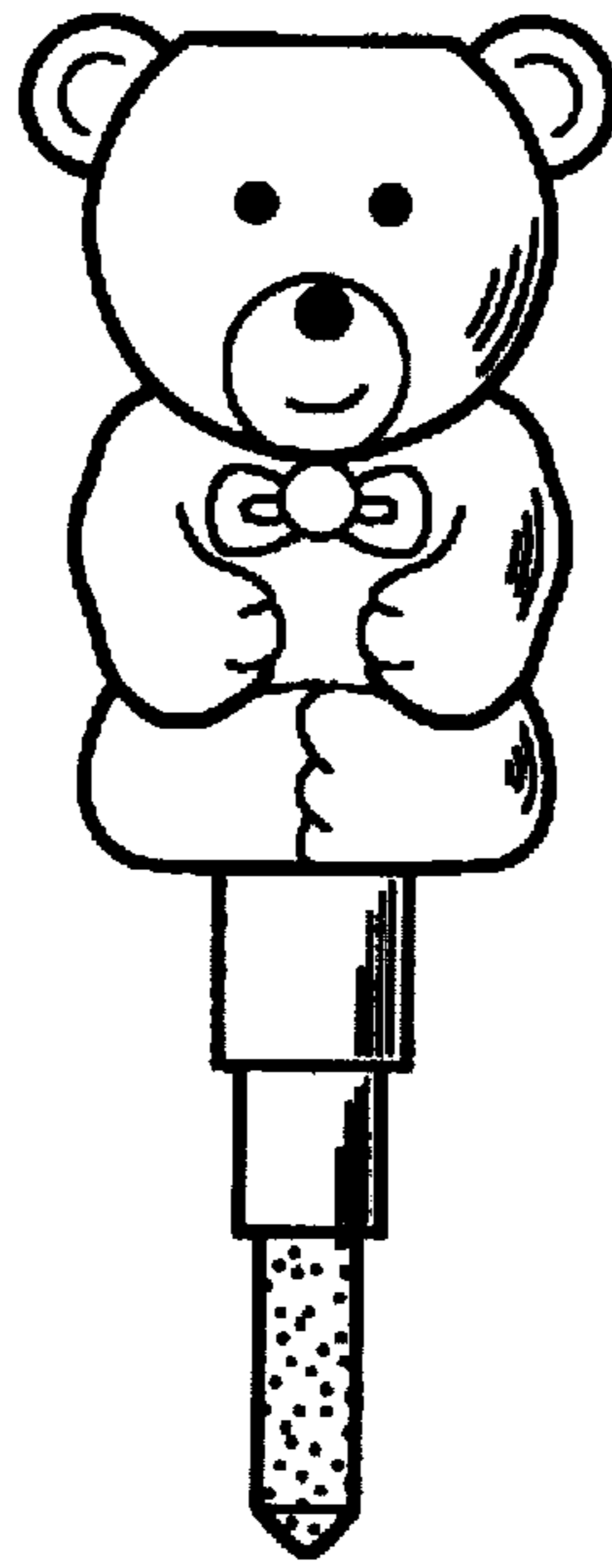


FIG. 3

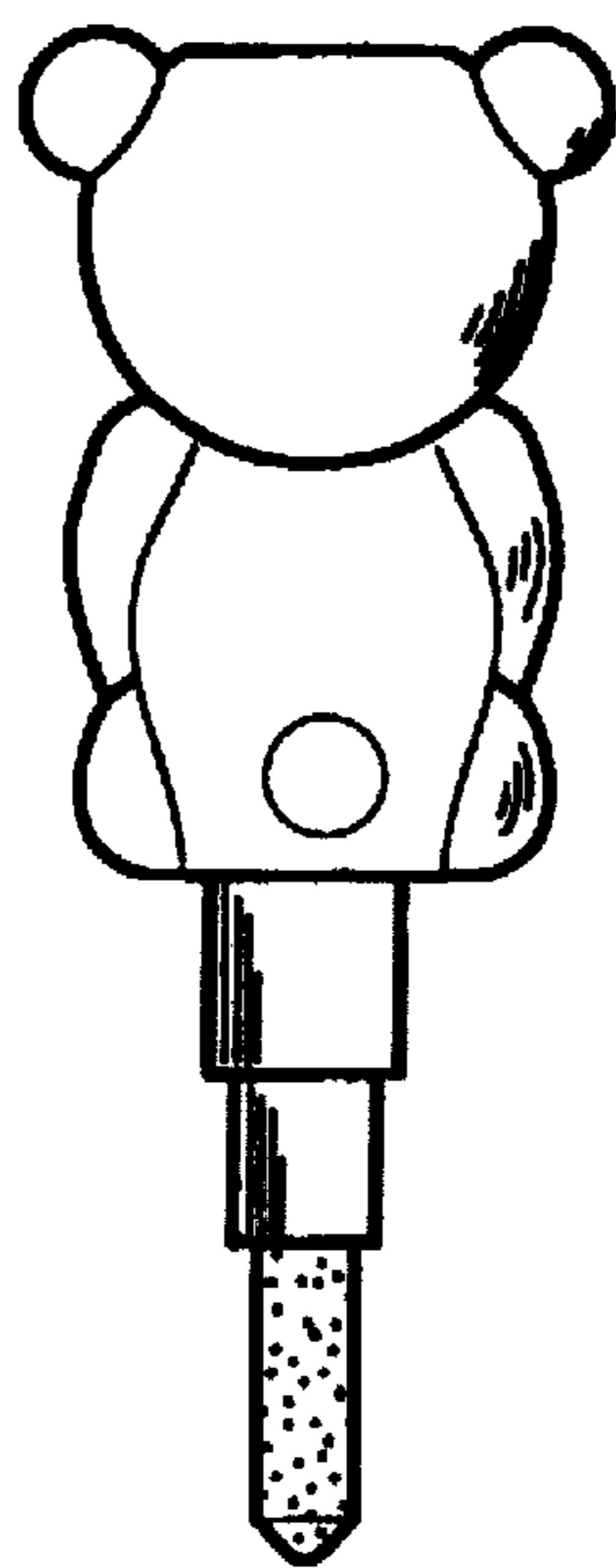


FIG. 4

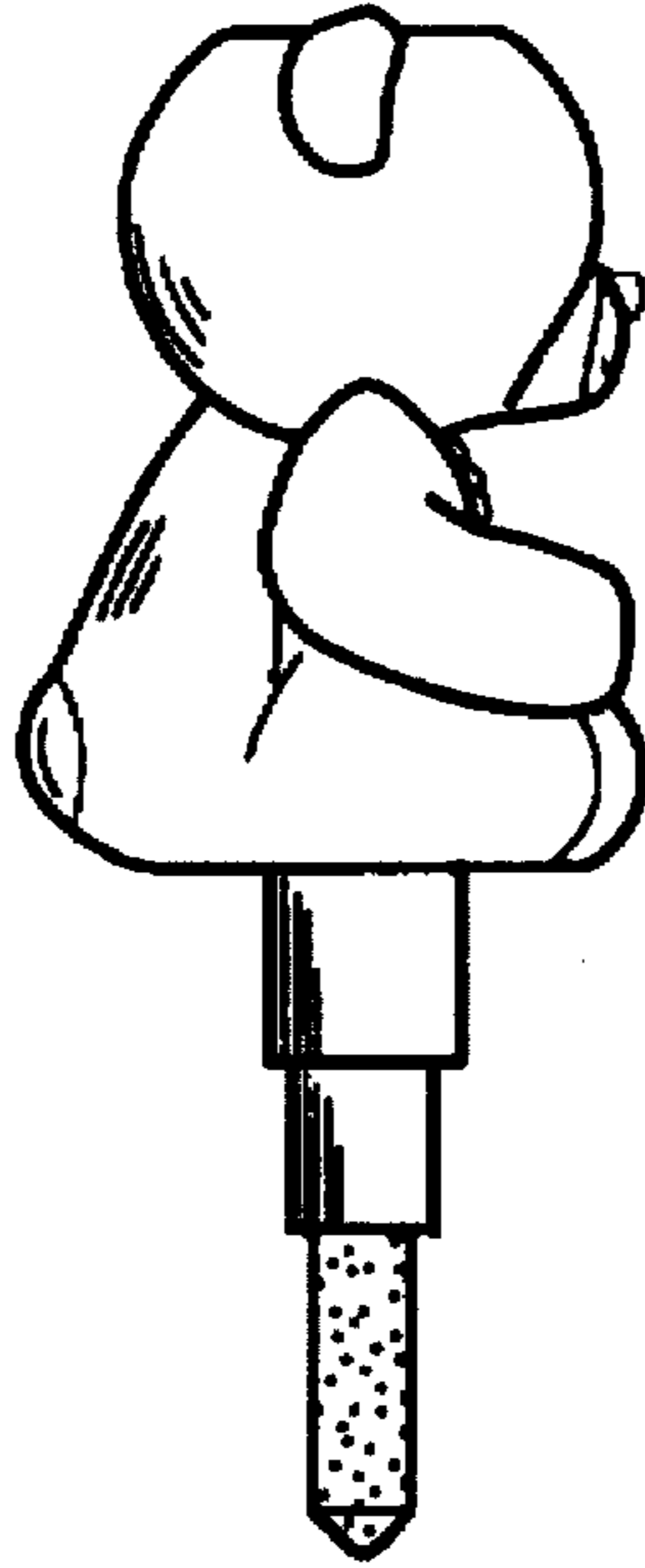


FIG. 5

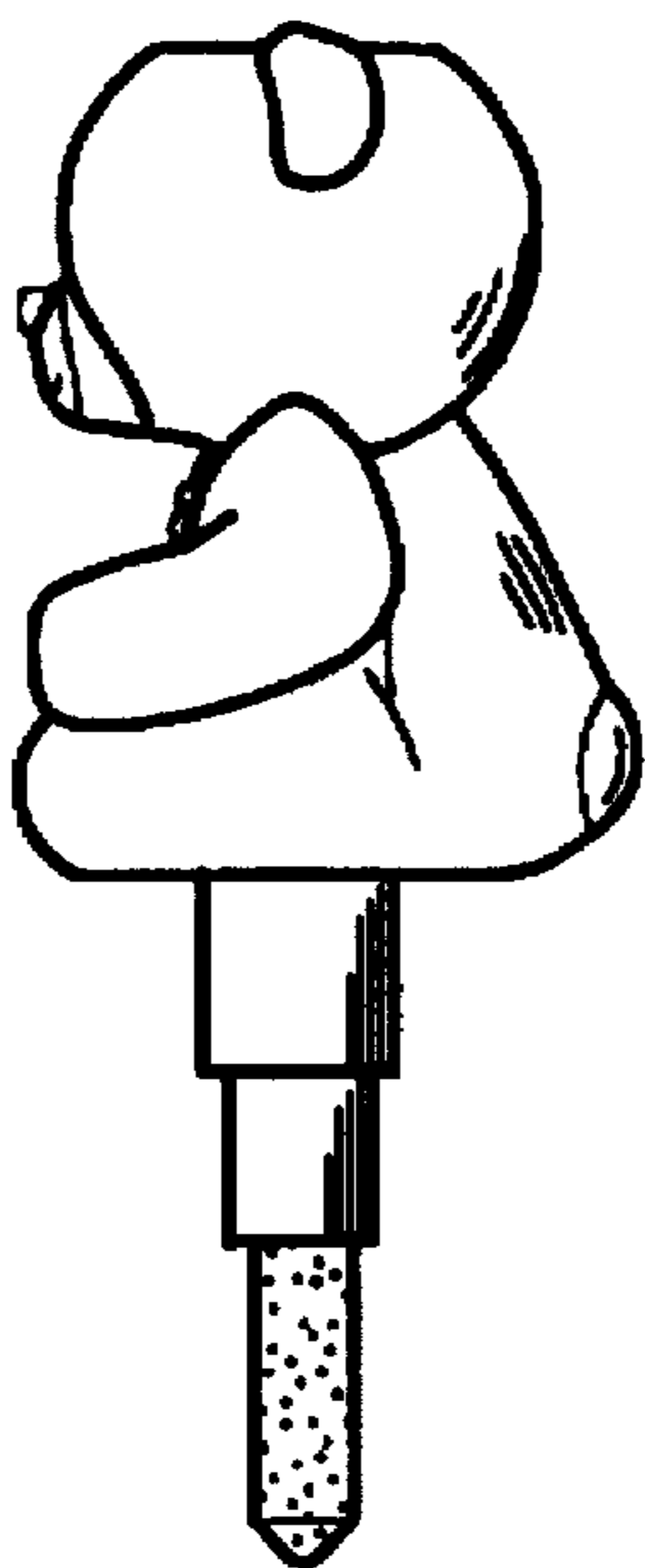


FIG. 6



FIG. 7




FIG. 8

