

US00D384102S

United States Patent [19]

[11] Patent Number: **Des. 384,102**

Osiecki et al.

[45] Date of Patent: ****Sep. 23, 1997**

[54] **ATTACHMENT FOR A BINDER OR BOOK**

D. 350,971	9/1994	Cassberg	D18/64
D. 374,403	10/1996	Hougeser	D19/644
D. 375,758	11/1996	Osiecki et al.	D19/32
5,219,239	6/1993	Bianco	283/117 X

[75] Inventors: **Scott W. Osiecki, Skaneateles; Brad D. Hall, Unadilla; David A. Furth, Skaneateles, all of N.Y.**

[73] Assignee: **Cullman Ventures, Inc., New York, N.Y.**

Primary Examiner—Susan J. Lucas
Assistant Examiner—Pamela Burgess
Attorney, Agent, or Firm—Trapani & Molldrem

[**] Term: **14 Years**

[57] **CLAIM**

[21] Appl. No.: **55,619**

The ornamental design for an attachment for a binder or book, as shown and described.

[22] Filed: **Jun. 10, 1996**

DESCRIPTION

Related U.S. Application Data

[62] Division of Ser. No. 41,355, Jul. 12, 1995, Pat. No. Des. 375,758.

FIG. 1 is a top plan view of an attachment for a binder or book showing our new design;

[51] LOC (6) Cl. **19-04**

FIG. 2 is a rear elevational view thereof;

[52] U.S. Cl. **D19/32**

FIG. 3 is a front elevational view thereof;

[58] Field of Search D19/32, 33, 35; D18/6, 7; 281/37, 29, 51; 402/79, 80; 283/117

FIG. 4 is a bottom plan view thereof;

FIG. 5 is a right side elevational view thereof; and,


FIG. 6 is a left side elevational view thereof.

[56] **References Cited**

U.S. PATENT DOCUMENTS

D. 343,187 1/1994 Webb et al. D18/6

1 Claim, 2 Drawing Sheets






FIG. 2




FIG. 1



FIG. 3



FIG. 5

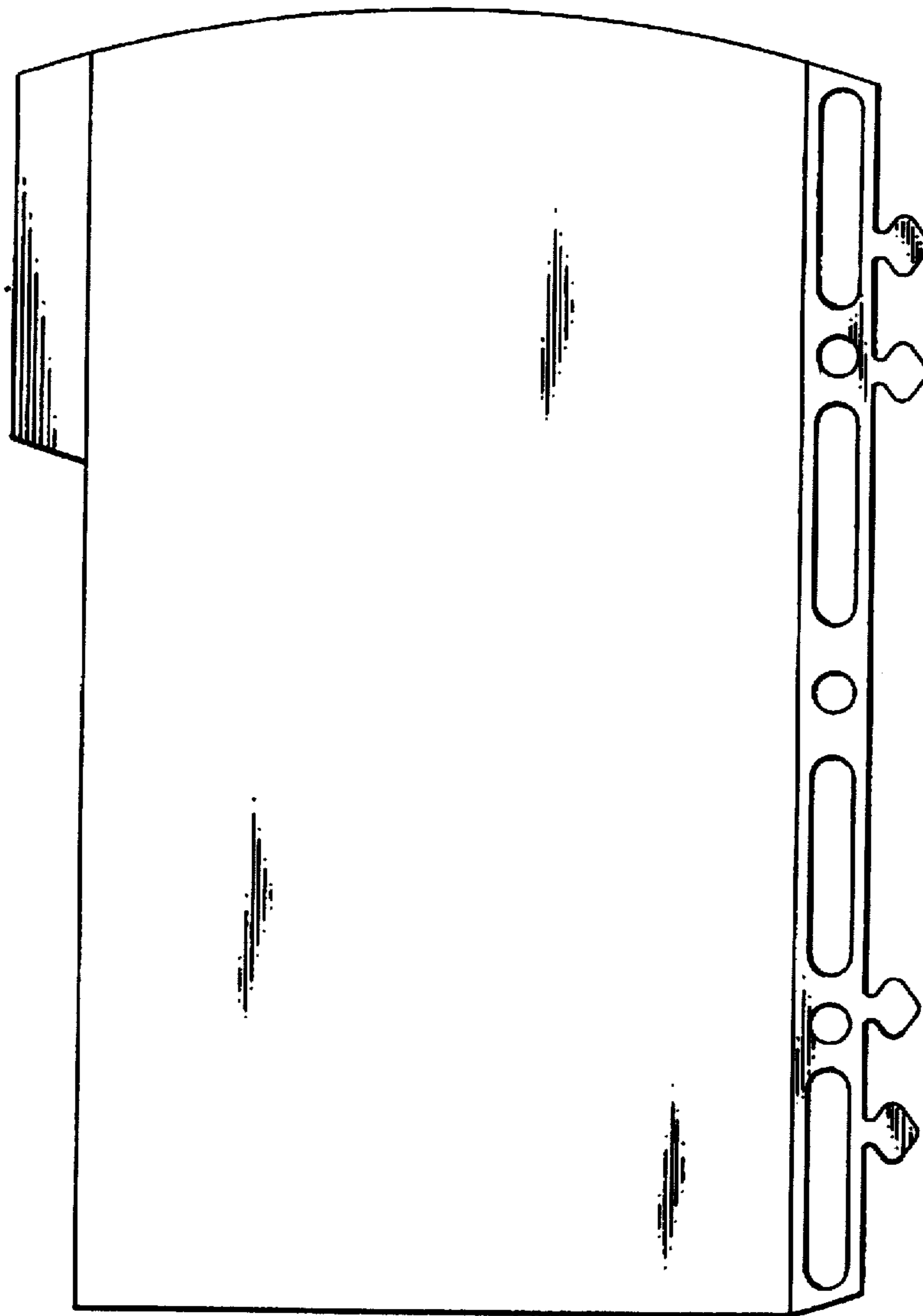


FIG. 4



FIG. 6