



US00D384099S

United States Patent [19] Kunkler

[11] Patent Number: **Des. 384,099**
[45] Date of Patent: ****Sep. 23, 1997**

[54] **CHECK BOOK**

[75] Inventor: **Todd M. Kunkler**, Lake View Terrace, Calif.

[73] Assignee: **OnTrack Management Systems, Inc.**, Downey, Calif.

[**] Term: **14 Years**

[21] Appl. No.: **45,878**

[22] Filed: **Nov. 1, 1995**

Related U.S. Application Data

[62] Division of Ser. No. 20,420, Mar. 25, 1994, Pat. No. Des. 365,598.

[51] LOC (6) Cl. **19-04**

[52] U.S. Cl. **D19/26; D19/11**

[58] Field of Search **D19/11, 1, 2, 5, D19/9, 10, 12, 26; 283/57, 58, 59, 117; D20/1**

[56] **References Cited**

U.S. PATENT DOCUMENTS

- D. 197,421 1/1964 Long .
- D. 231,563 4/1974 Coy .

- D. 279,907 7/1985 Bateman .
- 3,980,323 9/1976 Boyreau .
- 4,513,992 4/1985 May et al. .
- 4,667,985 5/1987 Leonard et al. .
- 5,091,961 2/1992 Baus, Jr. .
- 5,187,351 2/1993 Clary .
- 5,433,483 7/1995 Yu .

Primary Examiner—Susan J. Lucas
Assistant Examiner—Pamela Burgess
Attorney, Agent, or Firm—Knobbe, Martens, Olson & Bear, LLP

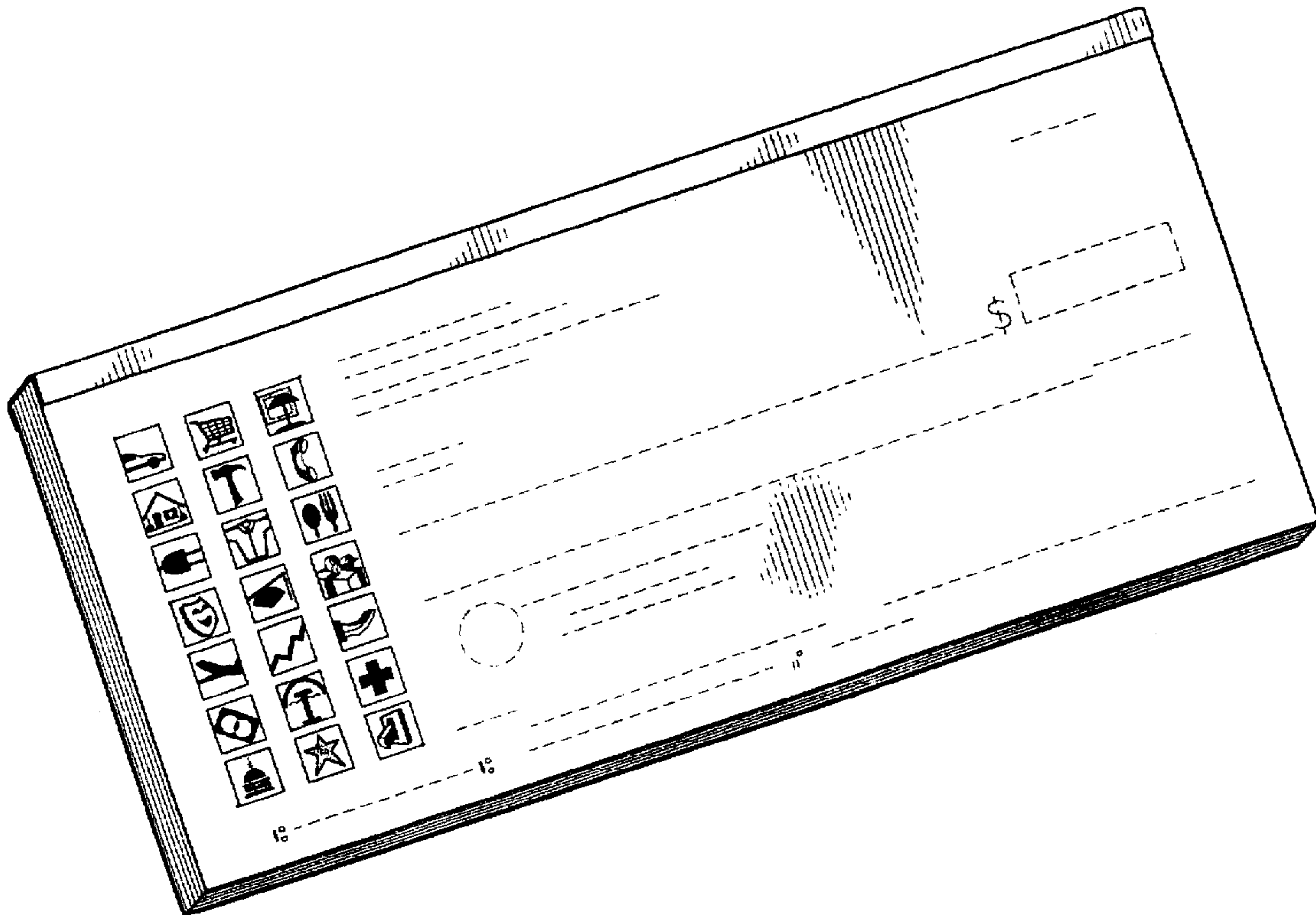
[57] **CLAIM**

The ornamental design for check book, as shown and described.

DESCRIPTION

FIG. 1 is a top perspective view of a check book showing my new design;
FIG. 2 is a top plan view thereof;
FIG. 3 is a front elevational view thereof;
FIG. 4 is a right side elevational view thereof;
FIG. 5 is a bottom plan view thereof; and,
FIG. 6 is a rear elevational view thereof.
The broken lines shown in FIGS. 1 and 2 are for illustrative purposes only and form no part of the claimed design.

1 Claim, 2 Drawing Sheets



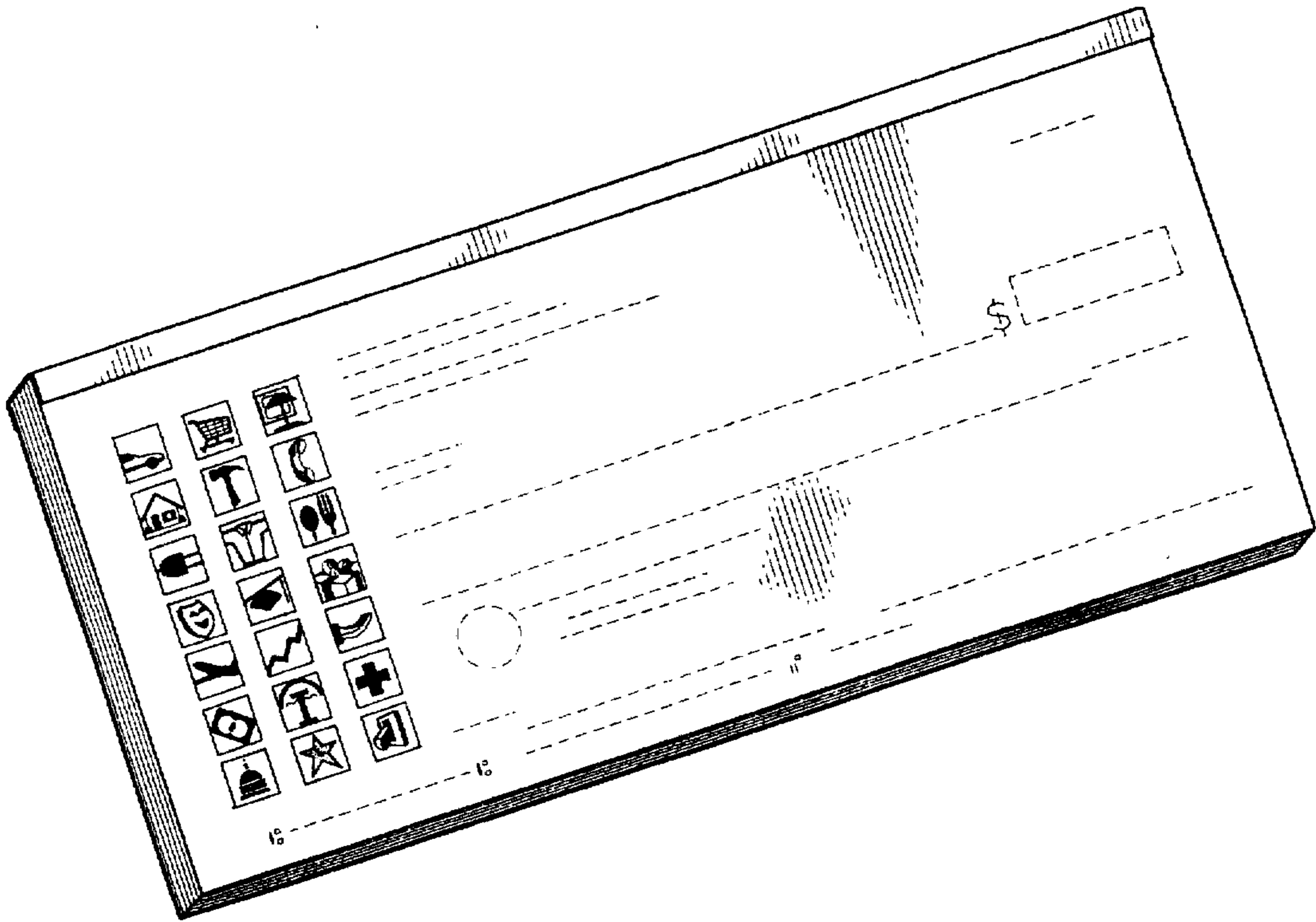


Fig. 1

Fig. 6

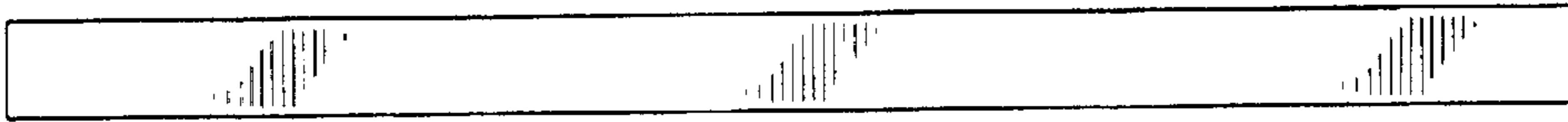


Fig. 2

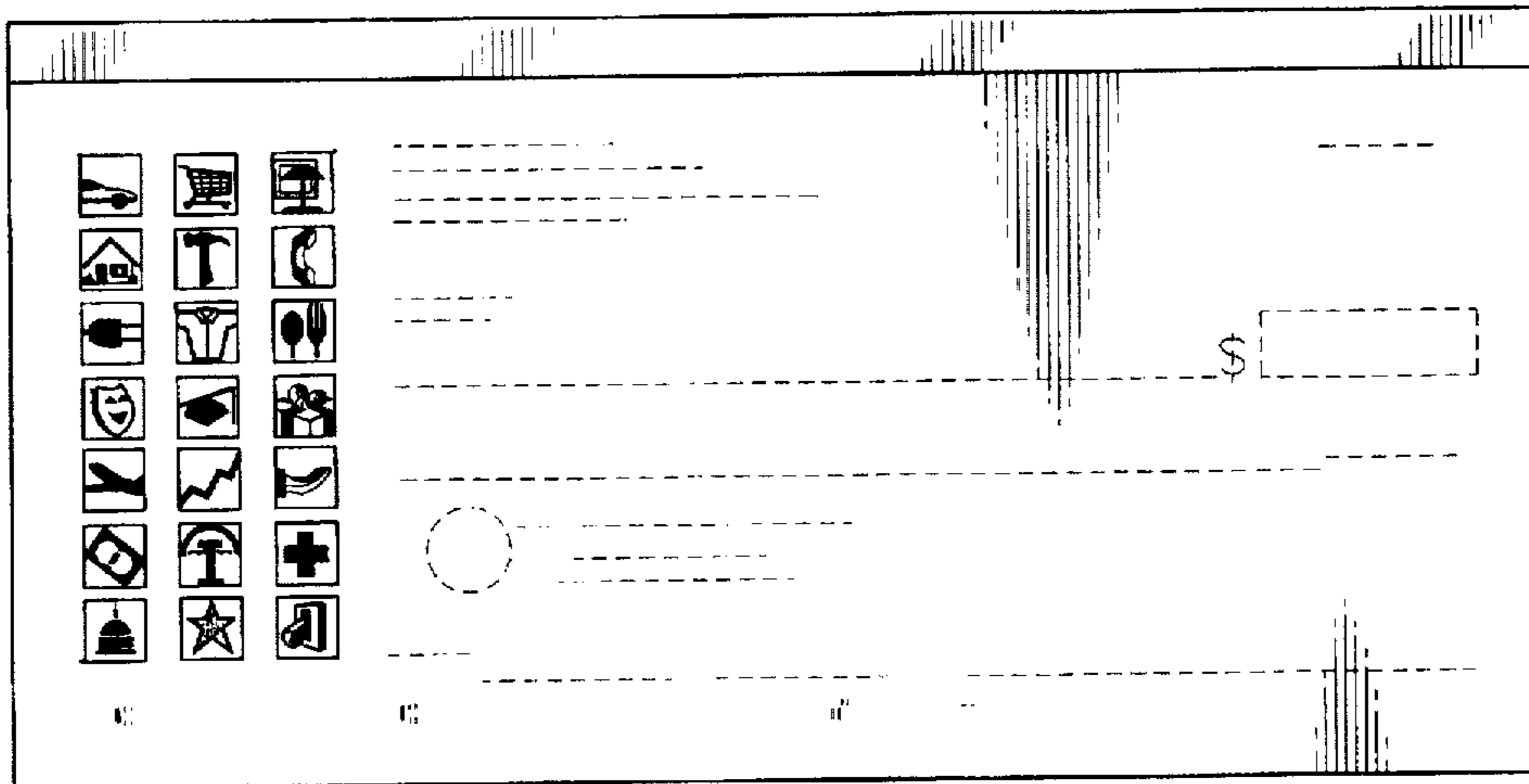


Fig. 4



Fig. 3




Fig. 5

