



US00D384092S

**United States Patent** [19]  
**Hall et al.**

[11] **Patent Number: Des. 384,092**  
[45] **Date of Patent: \*\*Sep. 23, 1997**

[54] **EYEWEAR FRAME TEMPLE**  
[75] Inventors: **James Hall**, Lincoln, R.I.; **Raoul Desy**,  
Sturbridge; **John Salce**, Auburn, both of  
Mass.  
[73] Assignee: **Cabot Safety Intermediate**  
**Corporation**, Southbridge, Mass.  
[\*\*] Term: **14 Years**  
[21] Appl. No.: **54,493**  
[22] Filed: **May 2, 1996**

[51] **LOC (6) CL** ..... **16-06**  
[52] **U.S. Cl.** ..... **D16/335**  
[58] **Field of Search** ..... D16/300, 303,  
D16/304, 306, 309, 313-330, 335-338;  
351/41, 44, 51, 52, 103, 111, 113, 116,  
118, 119, 120, 158; 2/447, 448

[56] **References Cited**  
**U.S. PATENT DOCUMENTS**

D. 354,068 1/1995 Canavan et al. .... D16/321  
D. 366,056 1/1996 Wolfe ..... D16/314

D. 367,665 3/1996 Yamamoto ..... D16/314  
D. 370,931 6/1996 Huang ..... D16/315  
4,670,915 6/1987 Evans ..... 351/118  
4,955,708 9/1990 Kahaney ..... 351/118  
5,381,192 1/1995 Canavan et al. .... 351/118  
5,495,303 2/1996 Kolentsi ..... 351/158  
5,530,490 6/1996 Canavan ..... 351/118

*Primary Examiner*—Raphael Barkai  
*Attorney, Agent, or Firm*—Fishman, Dionne, Cantor &  
Colburn

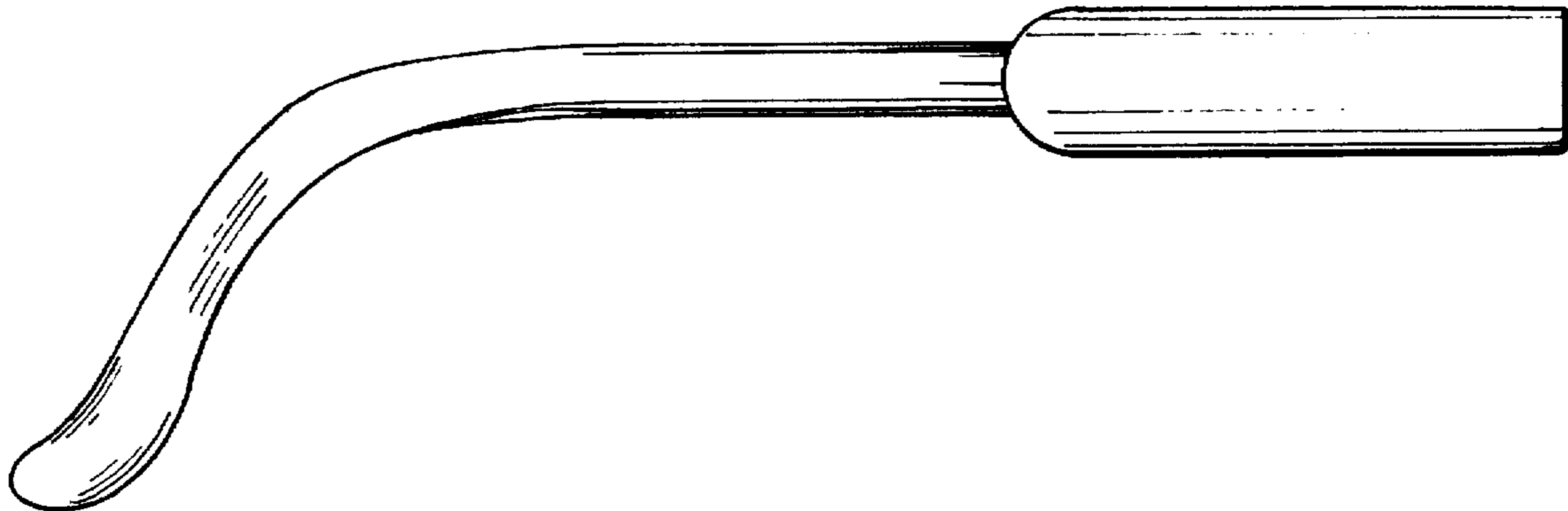
[57] **CLAIM**

The ornamental design of an eyewear frame temple, as  
shown and described.

**DESCRIPTION**

FIG. 1 is a top plan view of an eyewear temple showing our  
new design;  
FIG. 2 is a rear elevation view thereof;  
FIG. 3 is a left end view (with respect to FIG. 2) thereof;  
FIG. 4 is a front elevation view thereof;  
FIG. 5 is right end plan view (with respect to FIG. 2) thereof;  
and,  
FIG. 6 is a bottom plan view thereof.

**1 Claim, 1 Drawing Sheet**






FIG. 1

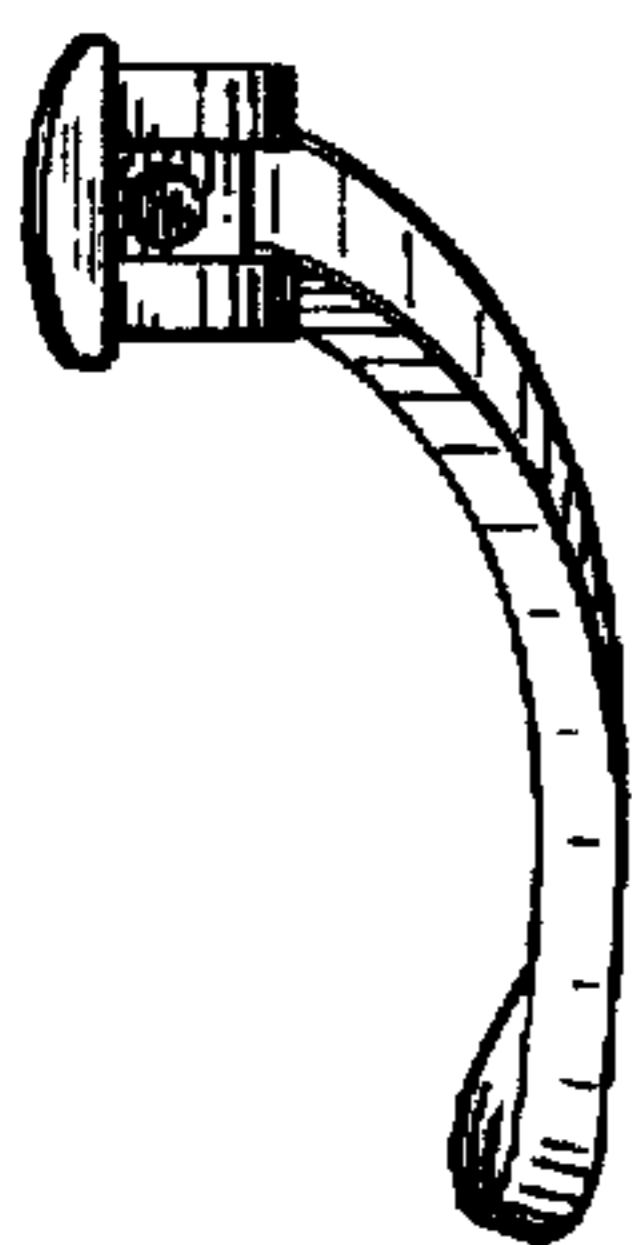


FIG. 3

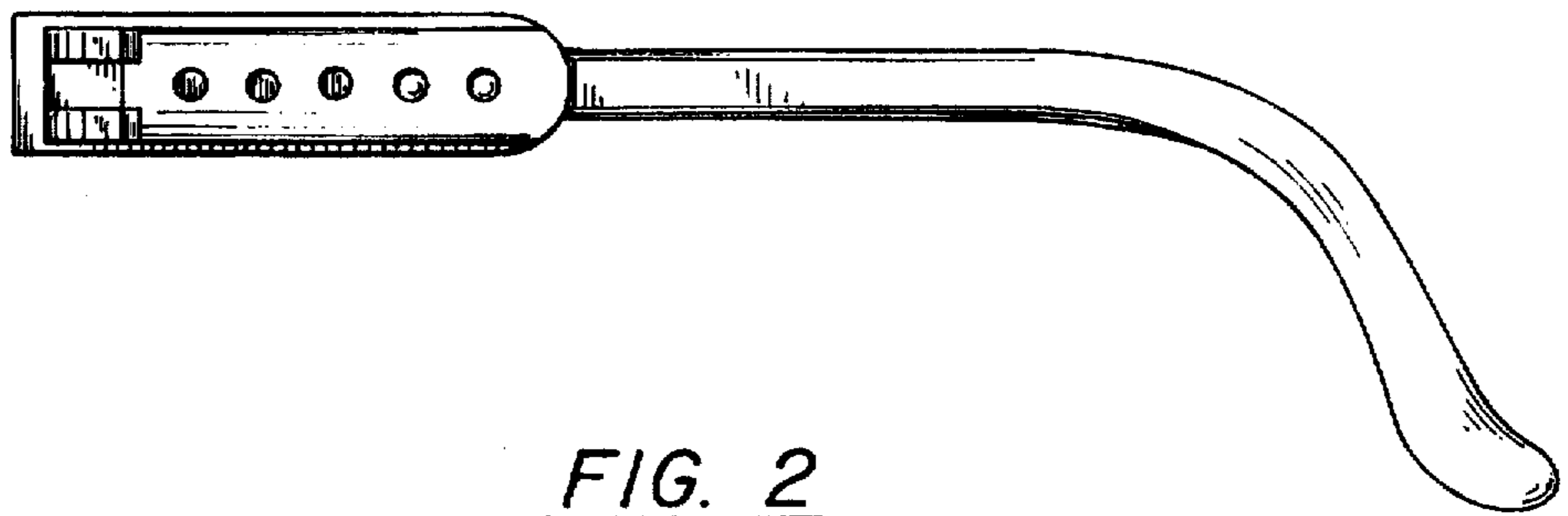


FIG. 2

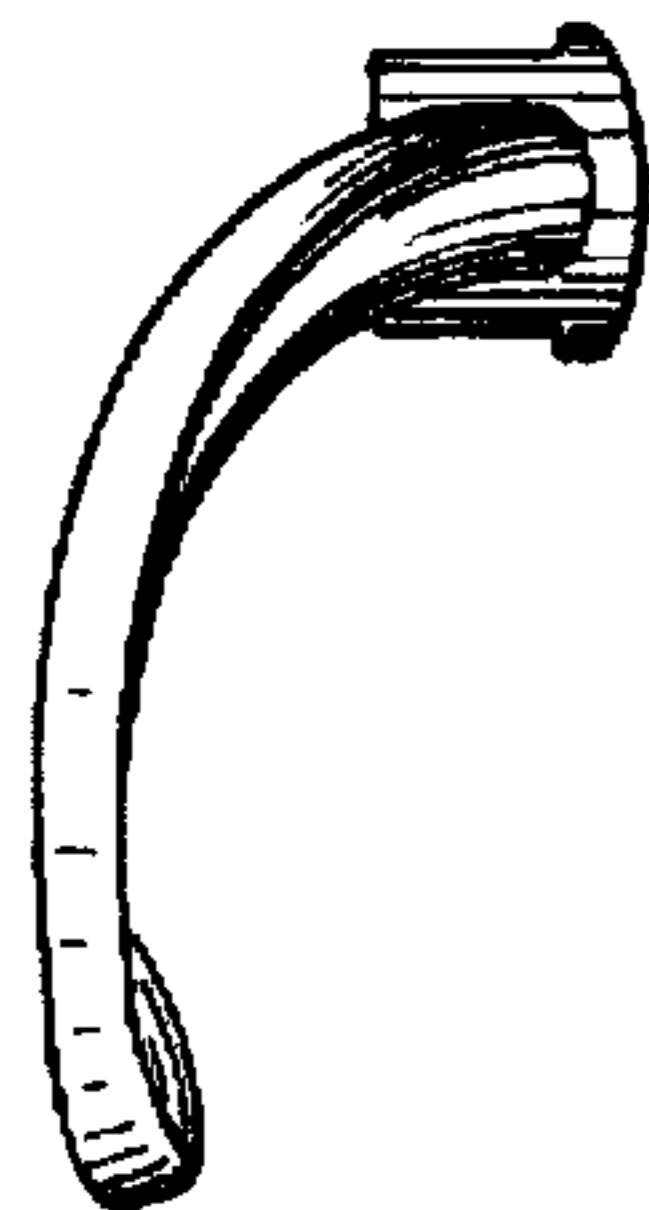


FIG. 5

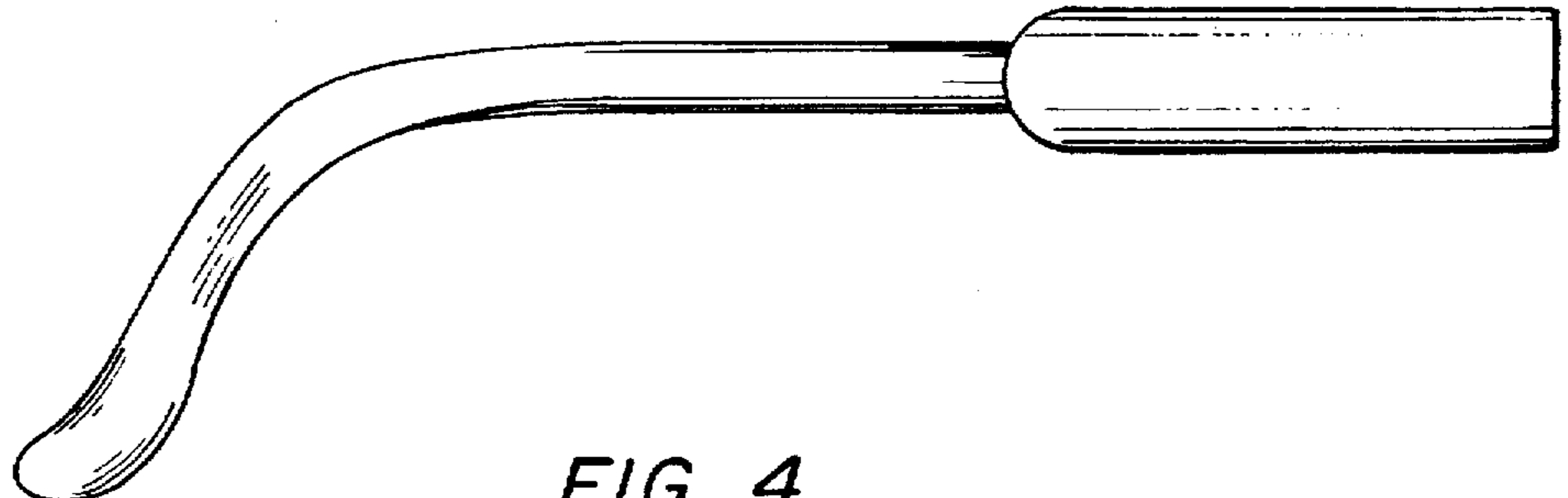


FIG. 4




FIG. 6