



US00D384084S

United States Patent [19]

Huffstutler et al.

[11] Patent Number: **Des. 384,084**

[45] Date of Patent: ****Sep. 23, 1997**

- [54] **ROTARY CONE DRILL BIT**
- [75] Inventors: **Alan Dee Huffstutler; Harry Morales Campos, Jr.**, both of Grand Prairie, Tex.
- [73] Assignee: **Dresser Industries, Inc.**, Dallas, Tex.
- [**] Term: **14 Years**
- [21] Appl. No.: **43,782**
- [22] Filed: **Sep. 12, 1995**

3,628,616	12/1971	Neilson	175/375
3,800,891	4/1974	White et al.	175/374
3,825,083	7/1974	Flarity et al.	175/394
3,850,256	11/1974	McQueen	175/228
4,054,772	10/1977	Lichte	219/121
4,056,153	11/1977	Miglierini	175/376
4,067,406	1/1978	Garner et al.	175/341
4,098,448	7/1978	Sciaky et al.	228/102
4,145,094	3/1979	Verizian	308/8.2
4,209,124	6/1980	Baur et al.	228/182
4,256,194	3/1981	Varel	175/375
4,280,571	7/1981	Fuller	175/337
4,333,364	6/1982	Varel	76/108
4,350,060	9/1982	Veizirian	76/108
4,352,400	10/1982	Grappendorf et al.	175/330
4,369,849	1/1983	Parrish	175/340

Related U.S. Application Data

- [63] Continuation of Ser. No. 33,599, Jan. 17, 1995, abandoned.
- [51] LOC (6) CL **15-09**
- [52] U.S. Cl. **D15/139**
- [58] Field of Search **D15/139; 175/374, 175/426, 378, 406, 429, 353, 359, 371, 372, 342, 341, 376, 377, 340**

(List continued on next page.)

FOREIGN PATENT DOCUMENTS

936382 U	12/1955	Germany	
533716	10/1976	U.S.S.R.	E21B 9/02
1305295	4/1987	U.S.S.R.	E21B 10/30
1467157	3/1989	U.S.S.R.	E21B 10/26

OTHER PUBLICATIONS

International Search Report, International Application No. PCT/US95/10115, dated Jan. 4, 1996.
 U.S. Patent Application No. 08/422140, filed Apr. 13, 1995, entitled Rotary Drill Bit for Manufacture and Rebuild.

(List continued on next page.)

Primary Examiner—Antoine Duval Davis
Attorney, Agent, or Firm—Baker & Botts, L.L.P.

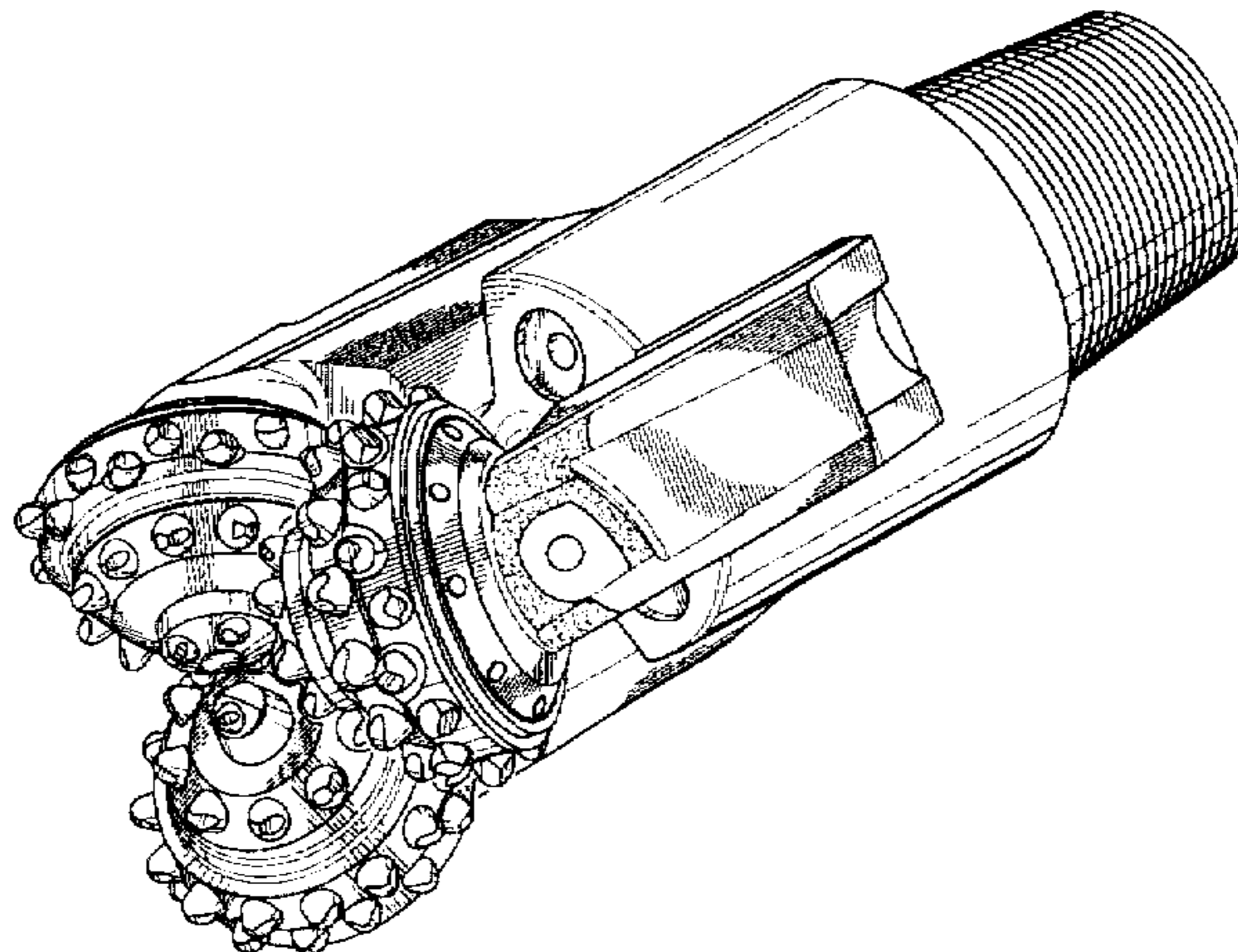
[57] CLAIM

The ornamental design for a rotary cone drill bit, as shown.

DESCRIPTION

FIG. 1 is a perspective view of the a rotary cone drill bit showing our new design;
 FIG. 2 is a first side elevational view thereof;
 FIG. 3 is a second side elevational view thereof;
 FIG. 4 is a top plan view thereof; and,
 FIG. 5 is a bottom plan view thereof.

1 Claim, 3 Drawing Sheets



[56] References Cited

U.S. PATENT DOCUMENTS

Re. 19,339	10/1934	Vertson	255/73
Re. 32,495	9/1987	Coates	175/339
D. 265,205	6/1982	Munson	D15/135
1,906,427	5/1933	Sievers et al.	
1,908,049	5/1933	Reed	
2,030,723	2/1936	Scott et al.	255/71
2,047,112	5/1936	Reed	255/71
2,063,012	12/1936	Catland	175/357
2,064,273	12/1936	Scott	175/342
2,065,743	12/1936	Reed	255/71
2,068,375	1/1937	Catland	175/357
2,124,521	7/1938	Williams et al.	255/71
2,151,347	3/1939	Fisher	255/71
2,176,358	10/1939	Pearce	255/71
2,260,487	10/1941	Scott	225/71
2,318,370	5/1943	Burch	255/71
2,634,105	4/1953	Gruner	255/71
2,648,526	8/1953	Lanchester	255/71
2,782,005	2/1957	Appleton	255/340
2,950,090	8/1960	Swart	255/314
3,130,801	4/1964	Schumacher, Jr.	175/374
3,442,342	5/1969	McElya et al.	175/374

U.S. PATENT DOCUMENTS

4,417,629	11/1983	Wallace	175/356
4,421,184	12/1983	Mullins	175/337
4,552,232	11/1985	Frear	175/337
4,623,027	11/1986	Veizirian	175/340
4,624,329	11/1986	Evans et al.	175/374
4,630,693	12/1986	Goodfellow	175/366
4,635,728	1/1987	Harrington	166/341
4,711,143	12/1987	Loukanis et al.	76/108
4,727,943	3/1988	Wood	175/229
4,750,573	6/1988	Wynn	175/359
4,765,205	8/1988	Higdon	76/108
4,813,502	3/1989	Dysart	175/337
4,817,852	4/1989	Hill	228/114
4,848,491	7/1989	Burridge et al.	175/329
4,986,375	1/1991	Maher	175/323
5,040,623	8/1991	Veizirian	175/354
5,074,367	12/1991	Estes	175/374
5,131,478	7/1992	Brett et al.	175/57
5,145,016	9/1992	Estes	175/331
5,158,148	10/1992	Keshavan	175/426
5,189,932	3/1993	Palmo et al.	76/108.2
5,199,516	4/1993	Fernandez	175/366
5,224,560	7/1993	Fernandez	175/374
5,281,260	1/1994	Kumac et al.	175/426
5,289,889	3/1994	Gearhart et al.	175/325.5
5,351,768	10/1994	Scott et al.	175/374
5,439,067	8/1995	Huffstutler	175/339
5,439,068	8/1995	Huffstutler et al.	175/356

OTHER PUBLICATIONS

- U.S. Patent Application No. 08/478455, filed Jun. 6, 1995, entitled Rotary Cone Drill Bit Modular Arm.
- Security/Dresser "Security Oilfield Catalog" Rock Bits, Diamond Products, Drilling Tools, *Security Means Technology*, Nov., 1991–Nov., 1992.
- "State of the Science in Rock Bit Techn." by Carlos Fernandez, SPACEBIT, Aug. 8, 1991.
- U.S. Patent Application Serial No. 08/287,441, filed Aug. 8, 1994 and entitled Rotary Cone Drill Bit With Improved Support Arms (060220.0171).
- U.S. Patent Application Serial No. 08/287,390, filed Aug. 8, 1994 and entitled Rotary Cone Drill Bit and Method for Manufacture and Rebuild (060220.0172).
- U.S. Patent Application Serial No. 08/351,019 filed Dec. 7, 1994 and entitled Rotary Cone Drill Bit and Method for Enhanced Lifting of Fluids and Cuttings (060220.0178).
- U.S. Patent Application Serial No. 08/350,910 filed Dec. 7, 1994 and entitled Rotary Cone Drill Bit With Angled Ramps (060220.0179).
- U.S. Design Patent Serial 29/033,630 filed Jan. 17, 1995 and entitled Support Arm and Rotary Cone for Modular Drill Bit (060220.0174).
- U.S. Patent Application Serial No. 29/033,599 filed Jan. 17, 1995 and entitled Rotary Drill Bit Design (060220.0173).

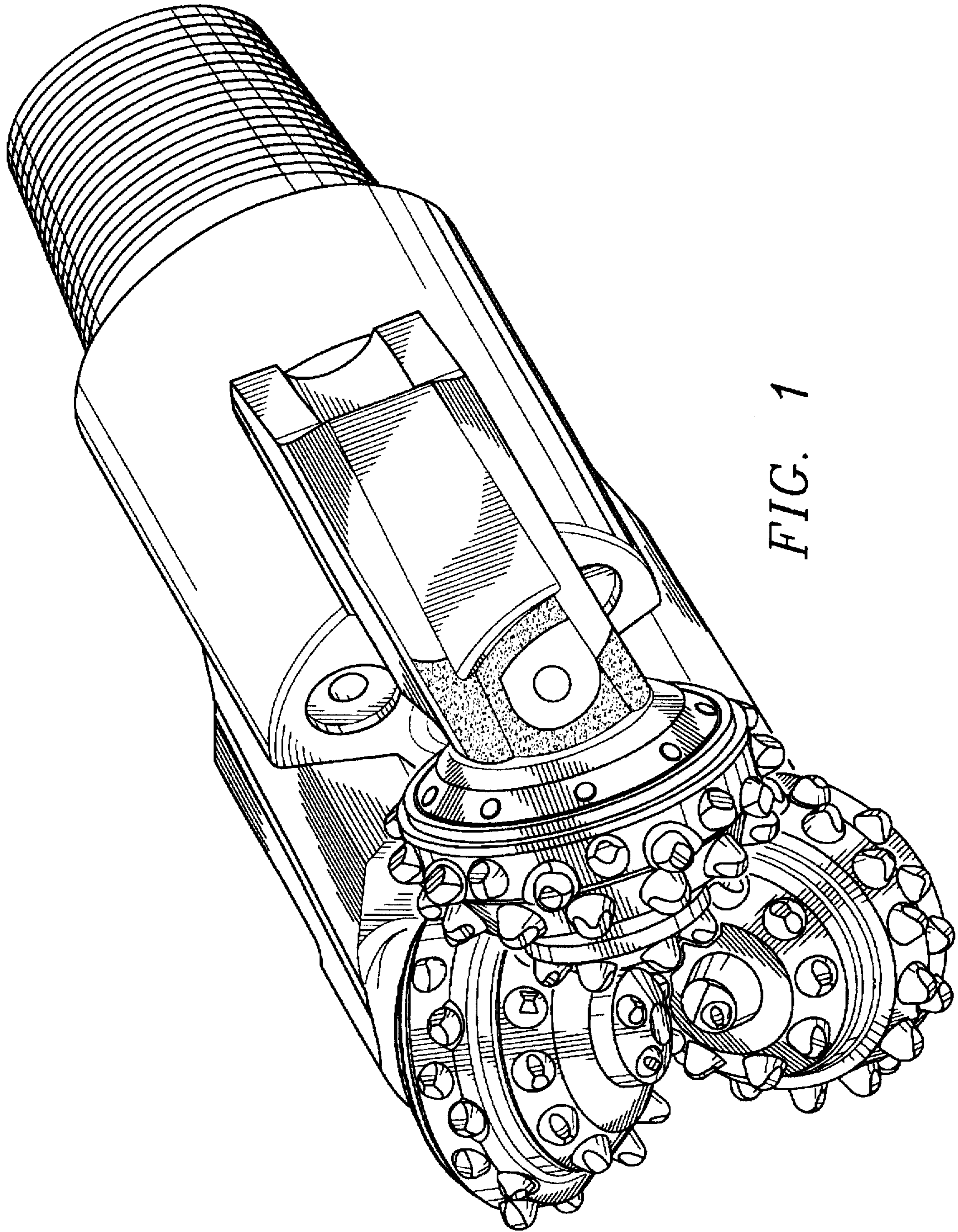


FIG. 1

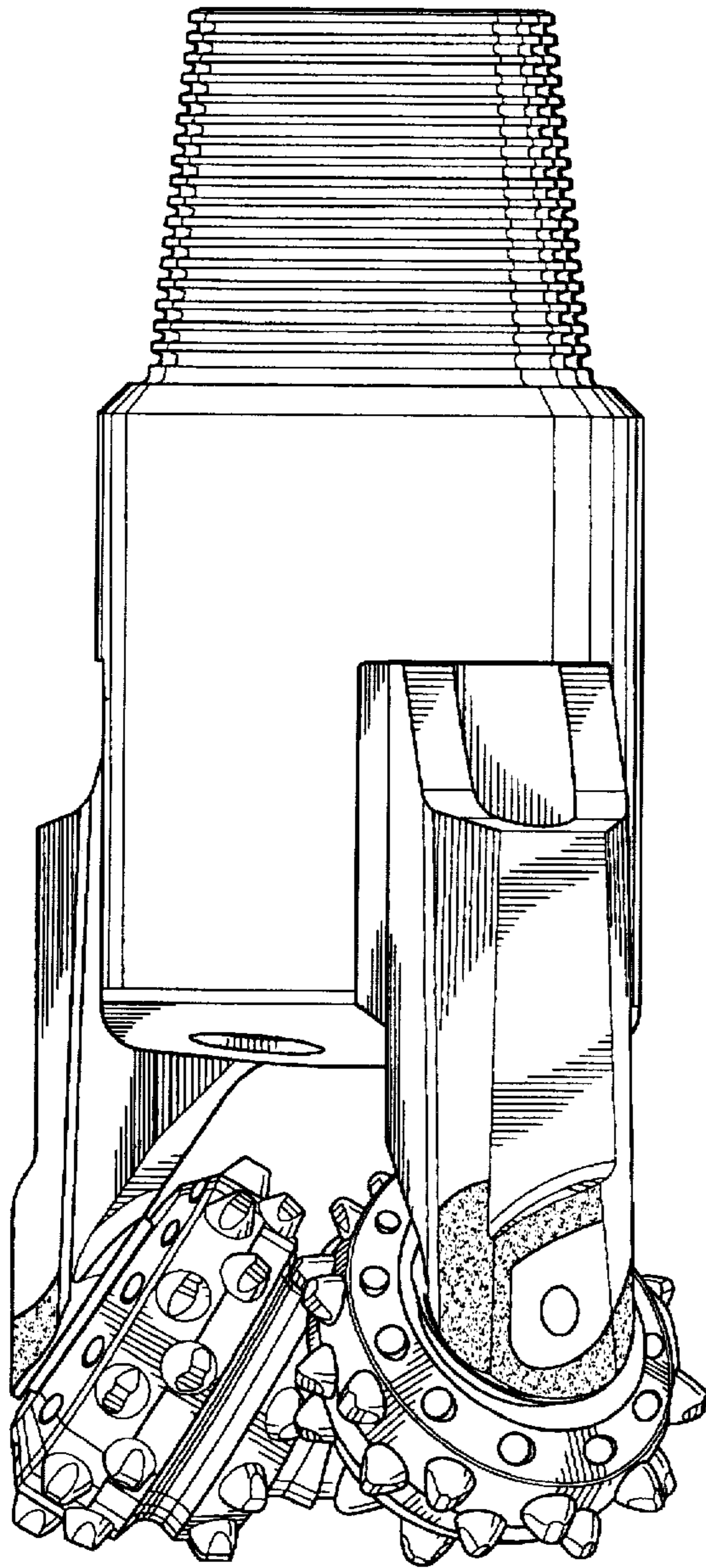


FIG. 2

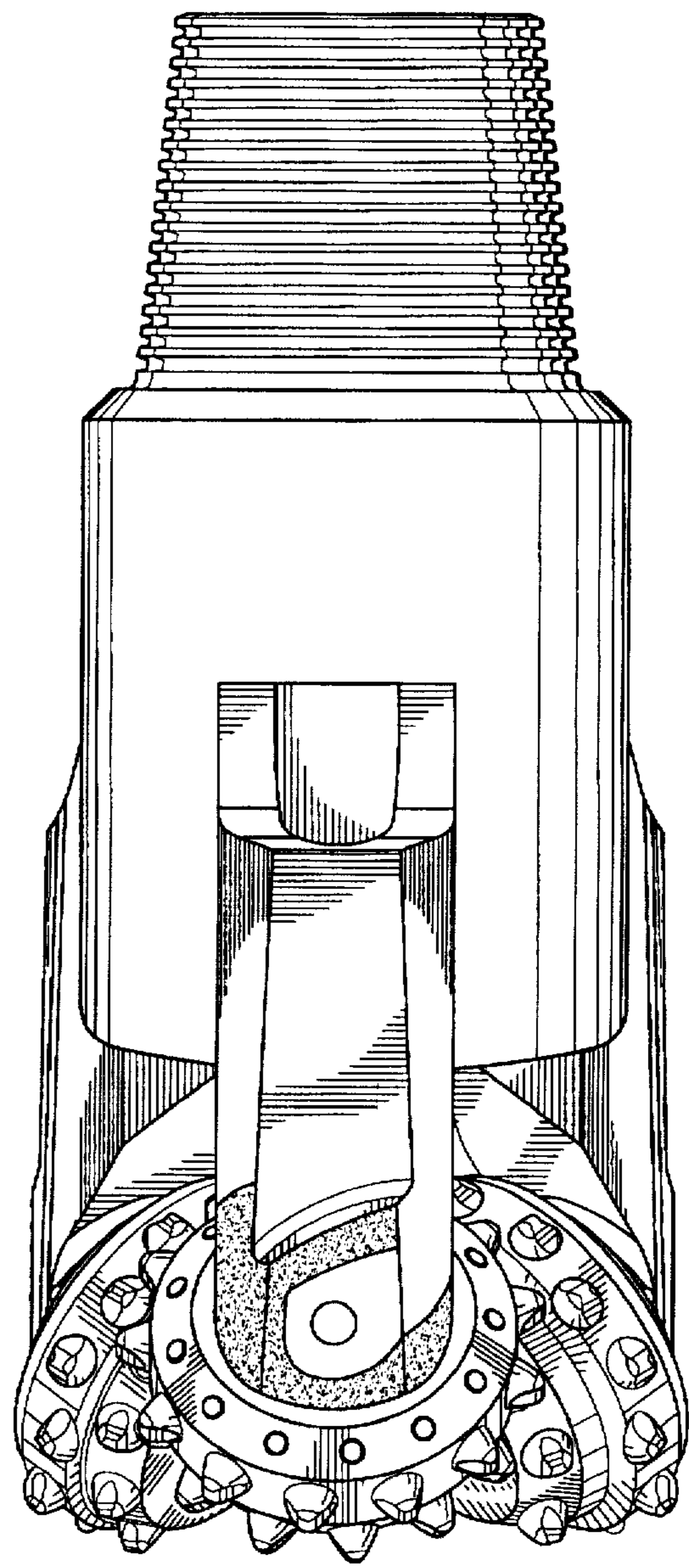


FIG. 3

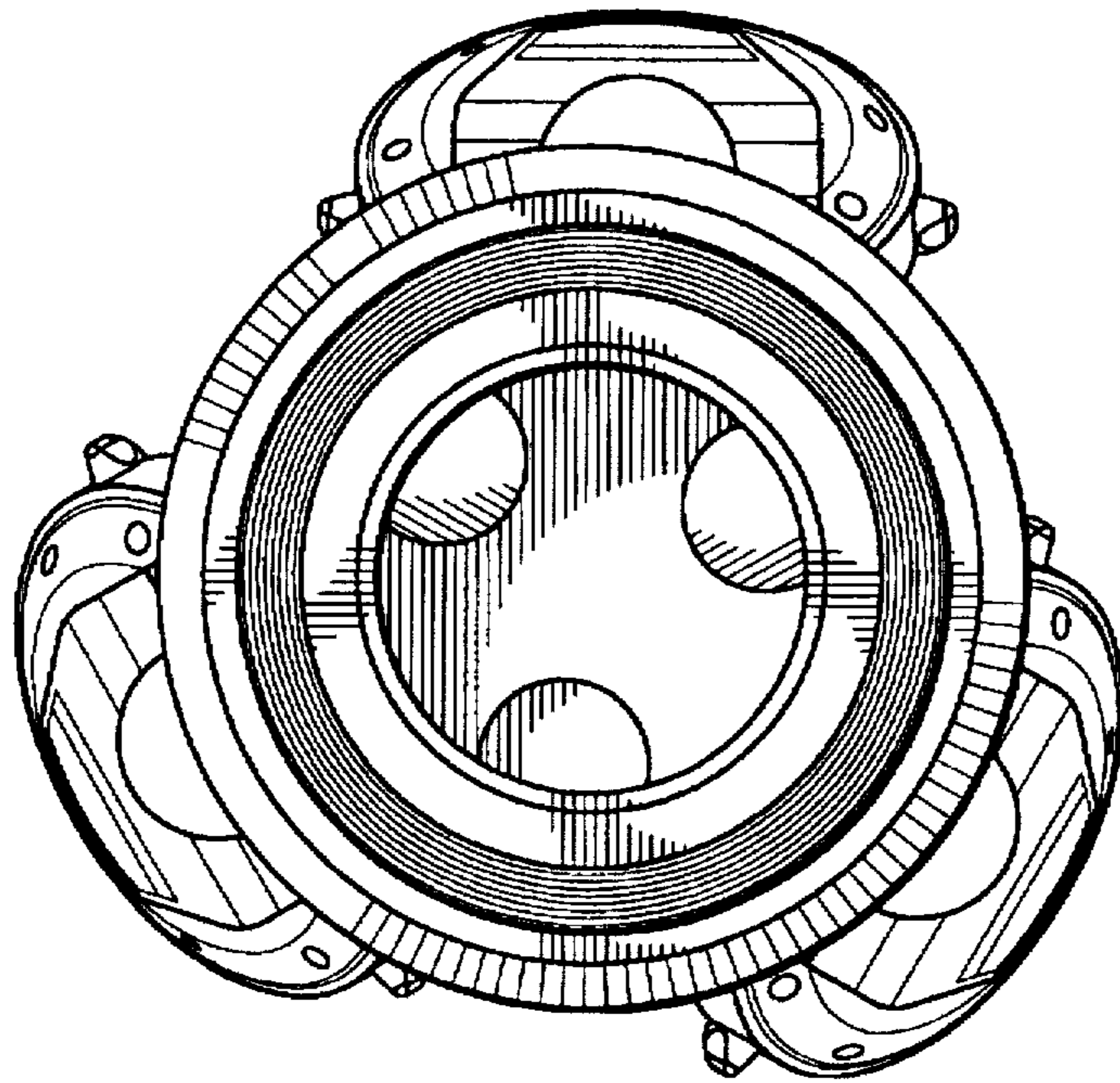


FIG. 4

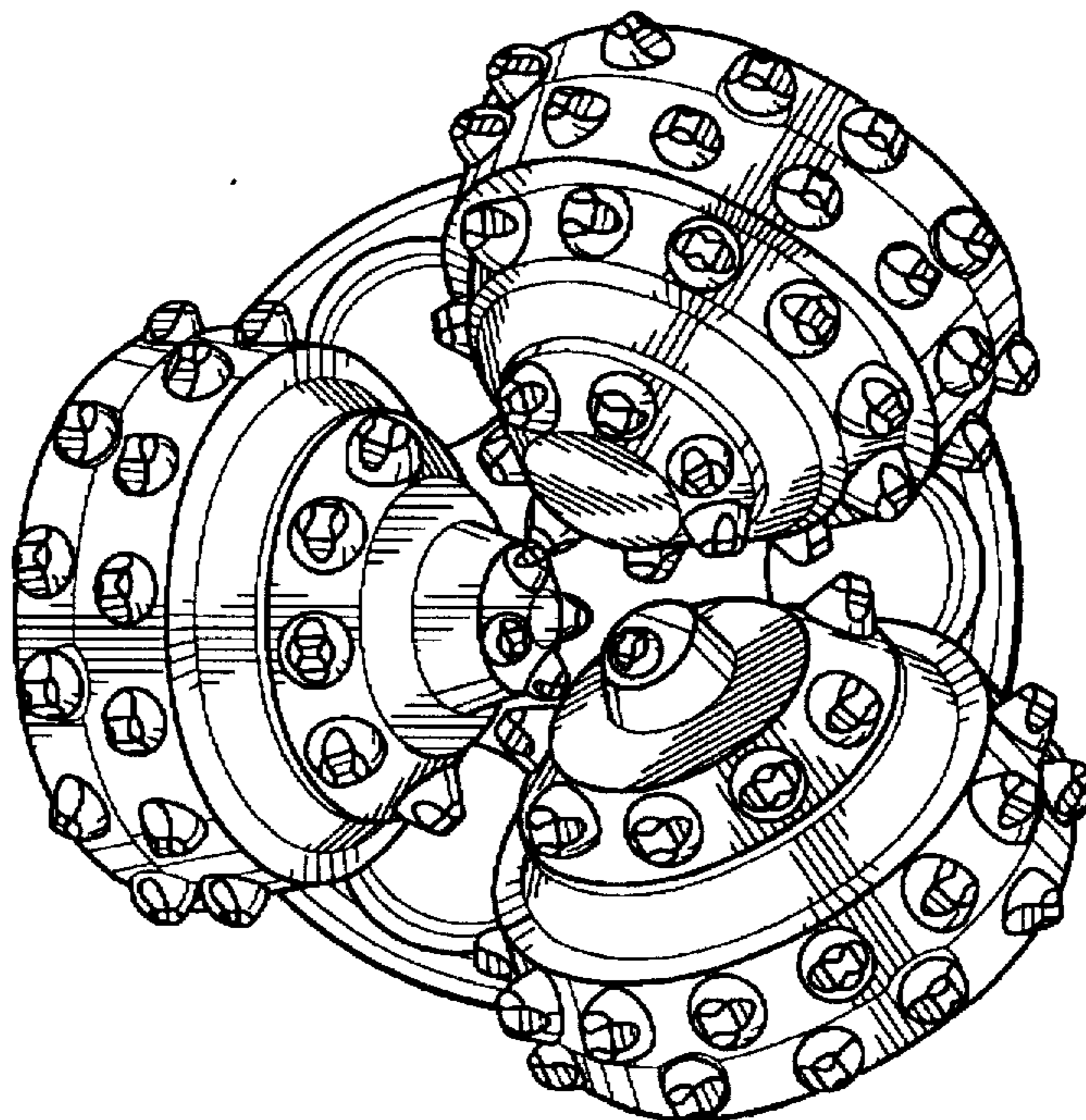


FIG. 5