



US00D384079S

United States Patent [19] Hung

[11] Patent Number: **Des. 384,079**

[45] Date of Patent: ****Sep. 23, 1997**

[54] **TELEPHONE HANDSET HOUSING**

[75] Inventor: **Joseph Chan Ka Hung**, New Territories, Hong Kong

[73] Assignee: **VTech Communications, Ltd.**, Hong Kong, Hong Kong

[**] Term: **14 Years**

[21] Appl. No.: **48,983**

[22] Filed: **Jan. 11, 1996**

[51] LOC (6) Cl. **14-03**

[52] U.S. Cl. **D14/248; D14/148**

[58] Field of Search **D14/137, 148, D14/140, 142, 147, 138, 149-151, 240, 248; 379/428, 440, 419, 420, 433-436, 58-61, 454, 455; 455/89, 90**

[56] **References Cited**

U.S. PATENT DOCUMENTS

D. 312,458	11/1990	Suzuki	D14/148 X
D. 324,681	3/1992	Klucznik et al.	D14/148 X
D. 331,056	11/1992	Yu	D14/148 X
D. 339,131	9/1993	Desbarats	D14/147

D. 339,338	9/1993	Tattari et al.	D14/138
D. 355,659	2/1995	Lee et al.	D14/248
D. 361,996	9/1995	Roegner	D14/138
D. 364,864	12/1995	Shimoda	D14/138
D. 371,359	7/1996	Hung	D14/147
D. 371,553	7/1996	Shields, Jr. et al.	D14/147
D. 374,873	10/1996	Kong et al.	D14/248 X

Primary Examiner—Jeffrey Asch
Attorney, Agent, or Firm—Dick and Harris

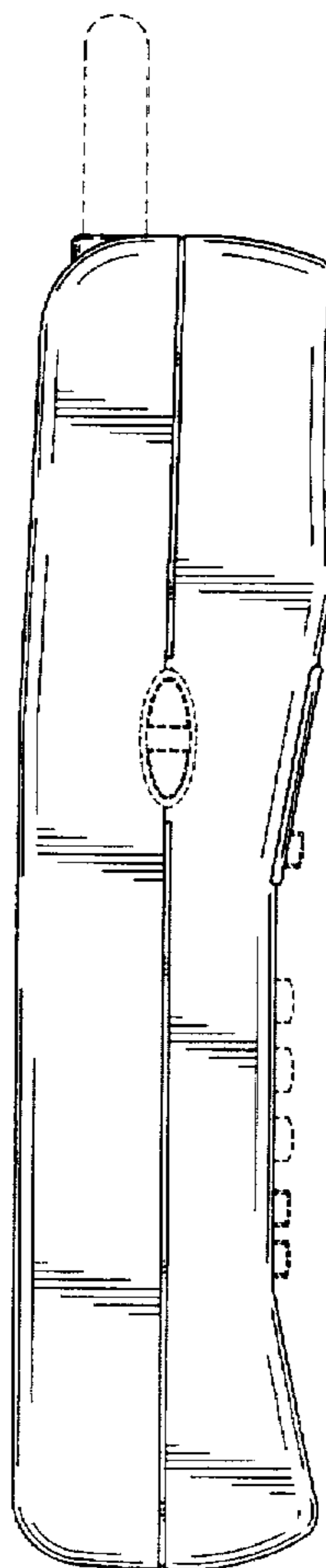
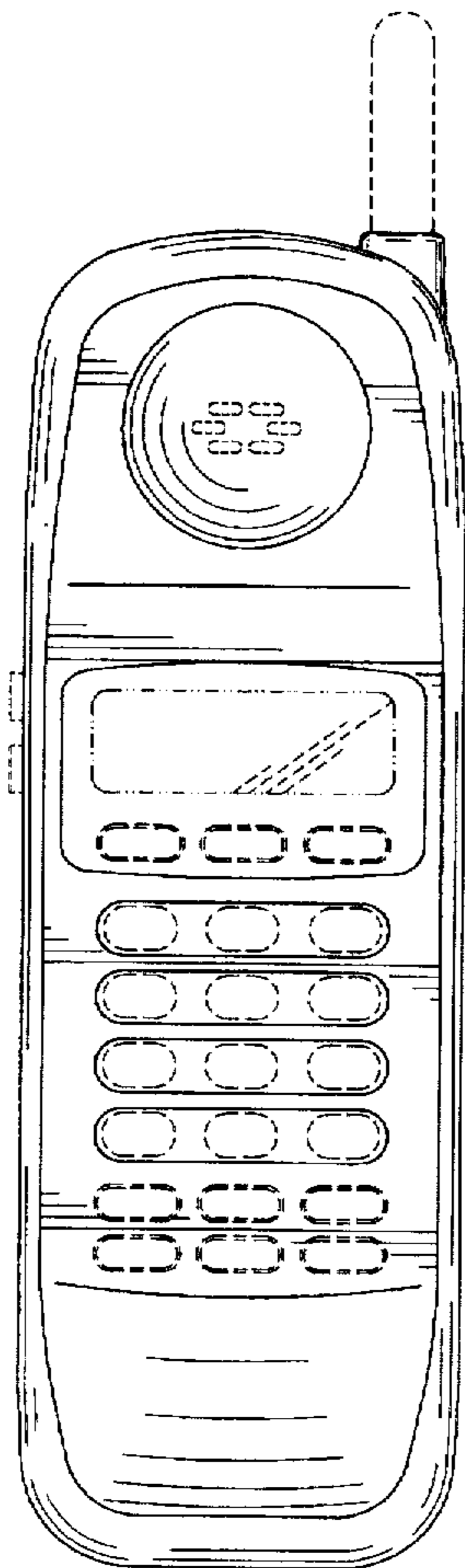
[57] **CLAIM**

The ornamental design for a telephone handset housing, as described and shown.

DESCRIPTION

FIG. 1 is a top view showing the telephone handset housing of my new ornamental design;
FIG. 2 is a bottom view thereof;
FIG. 3 is a front elevation thereof;
FIG. 4 is a rear elevation thereof;
FIG. 5 is a left side elevation thereof; and,
FIG. 6 is a right side elevation thereof.
The broken line showings of FIGS. 3-6 are for illustrative purposes only and form no part of the claimed invention.

1 Claim, 5 Drawing Sheets



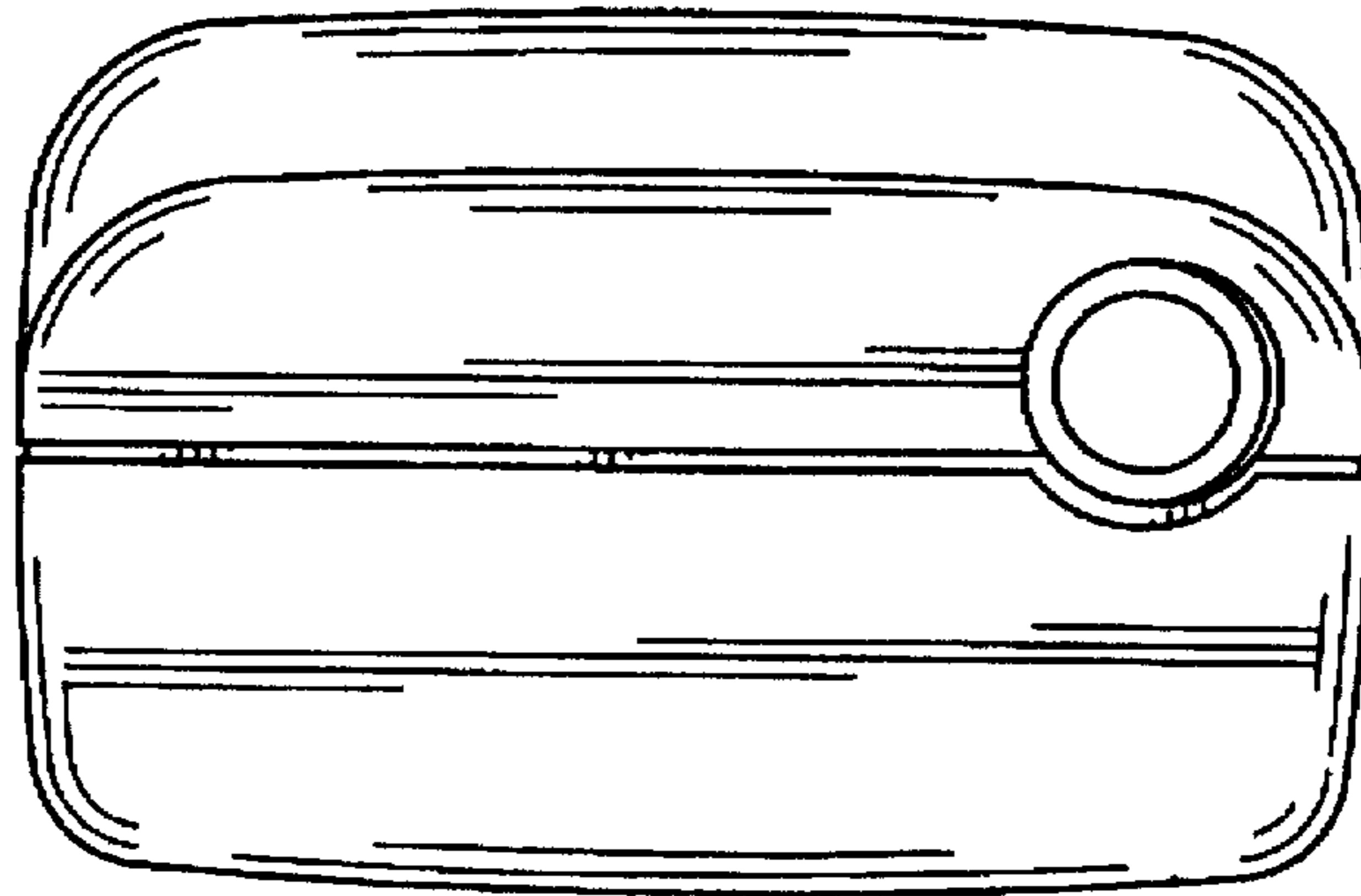


FIG. 1

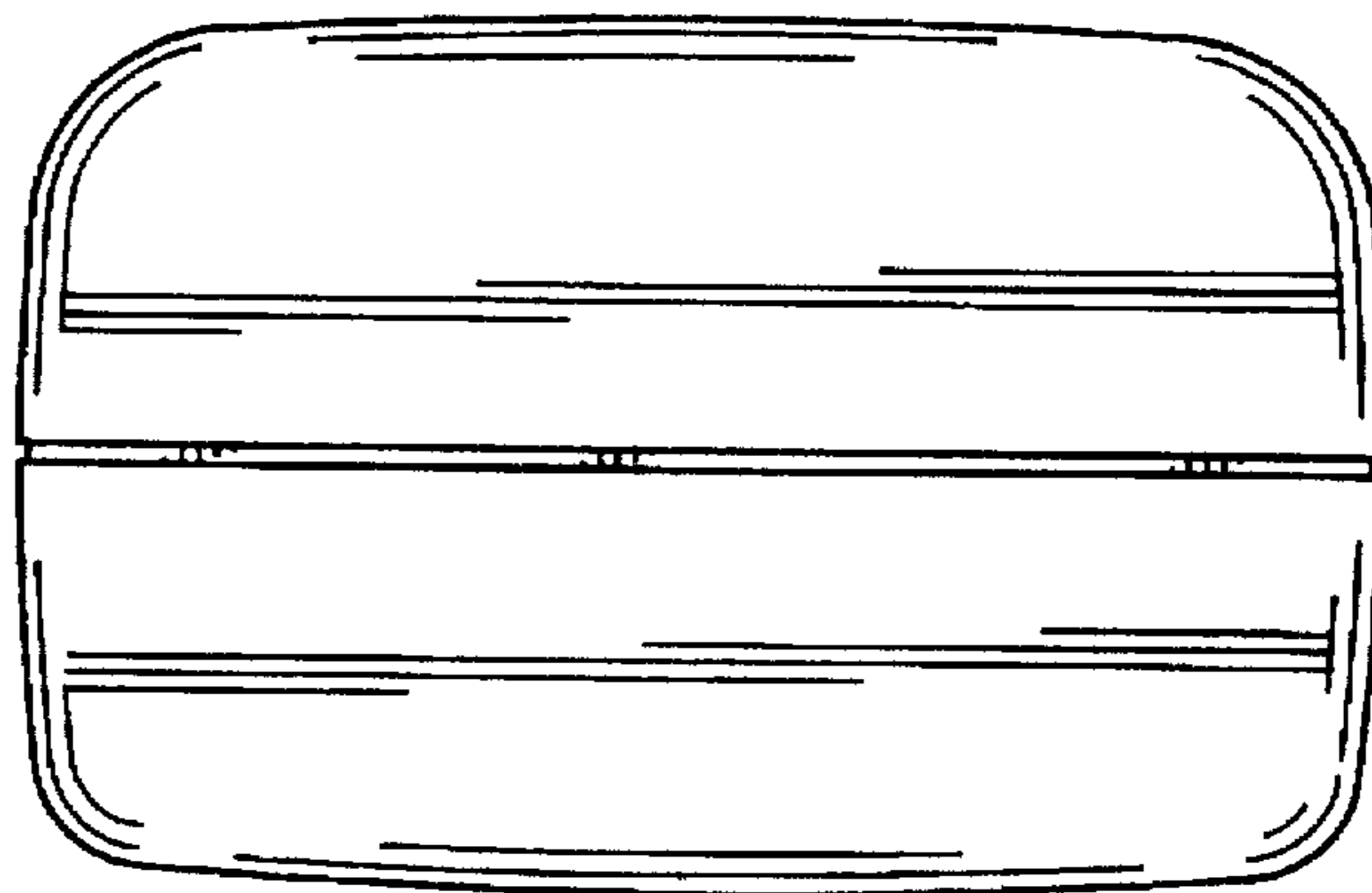


FIG. 2

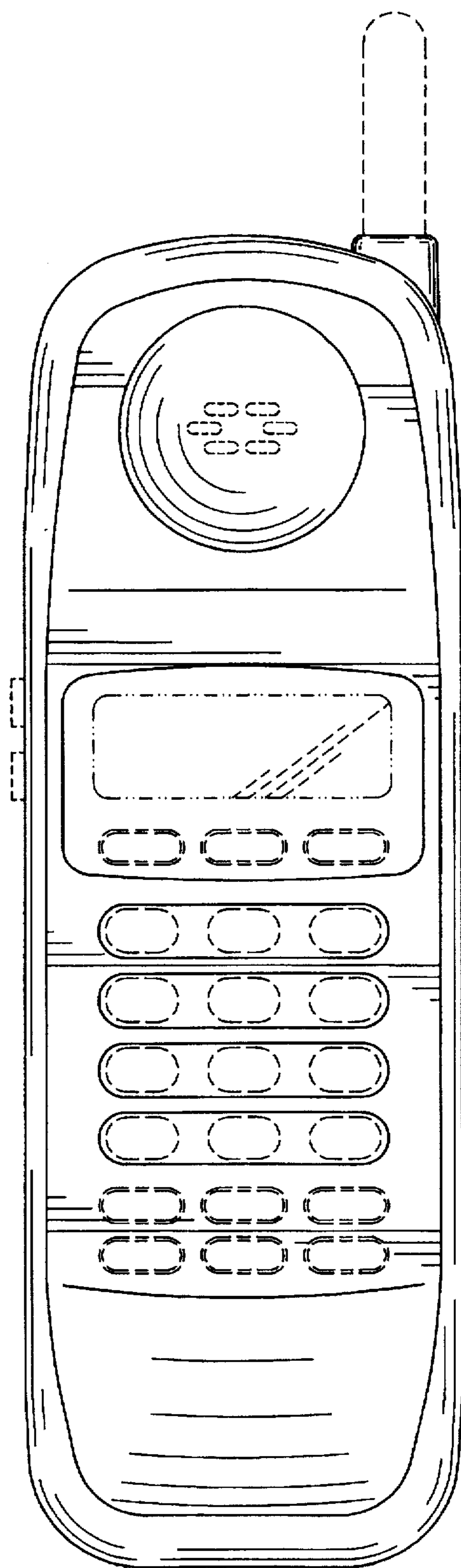


FIG. 3




FIG. 4

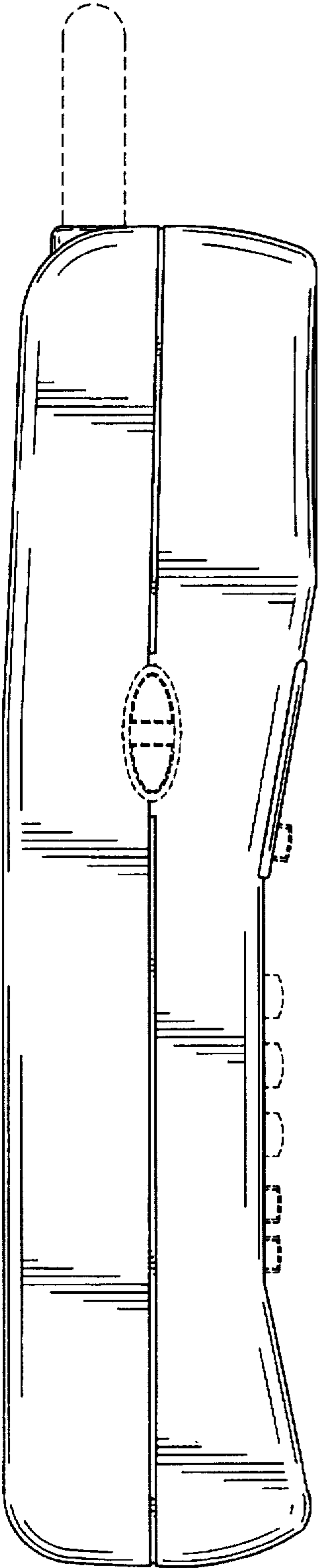


FIG. 5

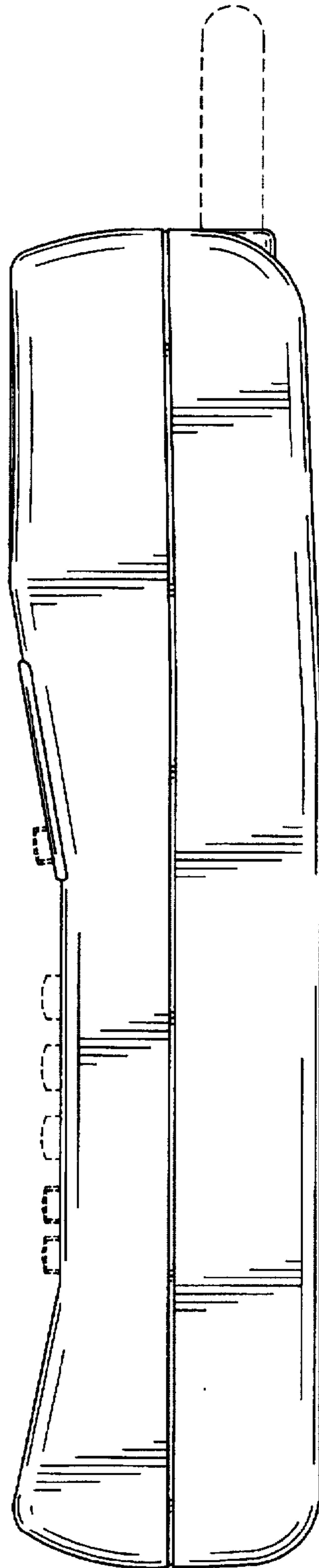


FIG. 6