

US00D384076S

**United States Patent** [19]  
**Lazzeroni et al.**

[11] **Patent Number:** **Des. 384,076**  
[45] **Date of Patent:** **\*\*Sep. 23, 1997**

[54] **MOTORCYCLE HANDLEBAR SPEAKER ENCLOSURE**

[76] **Inventors:** **John J. Lazzeroni; Melinda K. Carevich**, both of 1415 S. Cherry, Tucson, Ariz. 85713-1997

[\*\*] **Term:** **14 Years**

[21] **Appl. No.:** **47,492**

[22] **Filed:** **Dec. 5, 1995**

[51] **LOC (6) Cl.** ..... **14-01**

[52] **U.S. Cl.** ..... **D14/216; D12/114**

[58] **Field of Search** ..... **D12/114; D14/204, D14/207, 209-216, 219-222; 181/144-145, 147-148, 153, 198-199; 381/24, 88, 90-91, 153, 159, 188**

[56] **References Cited**

**U.S. PATENT DOCUMENTS**

D. 87,689	8/1932	Sinel	.....	D14/215
D. 151,795	11/1948	Stine	.....	D14/215
D. 158,449	5/1950	Ethington	.....	D14/207
D. 242,151	11/1976	Wellward et al.	.....	D14/209
D. 304,033	10/1989	Villanueva et al.	.....	D12/114 X
D. 317,160	5/1991	Kurata et al.	.....	D14/216
2,490,563	12/1949	Gastle	.	
3,714,412	1/1973	Franklin	.	
3,950,701	4/1976	Matuoka	.	
4,445,228	4/1984	Bruni	.	
4,473,251	9/1984	Murayama	.	

4,475,226	10/1984	Greenberg	.	
4,600,208	7/1986	Morishima	.	
4,754,901	7/1988	Villanueva	.	
4,768,870	9/1988	Chen	.	
5,133,428	7/1992	Perrson	.....	181/153
5,148,490	9/1992	Drafferi	.	
5,159,712	10/1992	Schneider	.	
5,222,752	6/1993	Hewitt	.	

*Primary Examiner*—Ted Shooman  
*Assistant Examiner*—Nanda Bondade  
*Attorney, Agent, or Firm*—J. Michael McClanahan


[57] **CLAIM**

The ornamental design for a motorcycle handlebar speaker enclosure, as shown and described.

**DESCRIPTION**

FIG. 1 is a perspective view of a motorcycle handlebar speaker enclosure;  
FIG. 2 is a first side elevational view thereof;  
FIG. 3 is a second side elevational view thereof;  
FIG. 4 is a top plan view thereof;  
FIG. 5 is a third side elevational view thereof, said side being opposite to that second side elevational view shown in FIG. 3;  
FIG. 6 is a fourth side elevational view thereof, said being opposite and inverted to that first side elevational view shown in FIG. 2; and,  
FIG. 7 is a bottom plan view thereof.

**1 Claim, 1 Drawing Sheet**



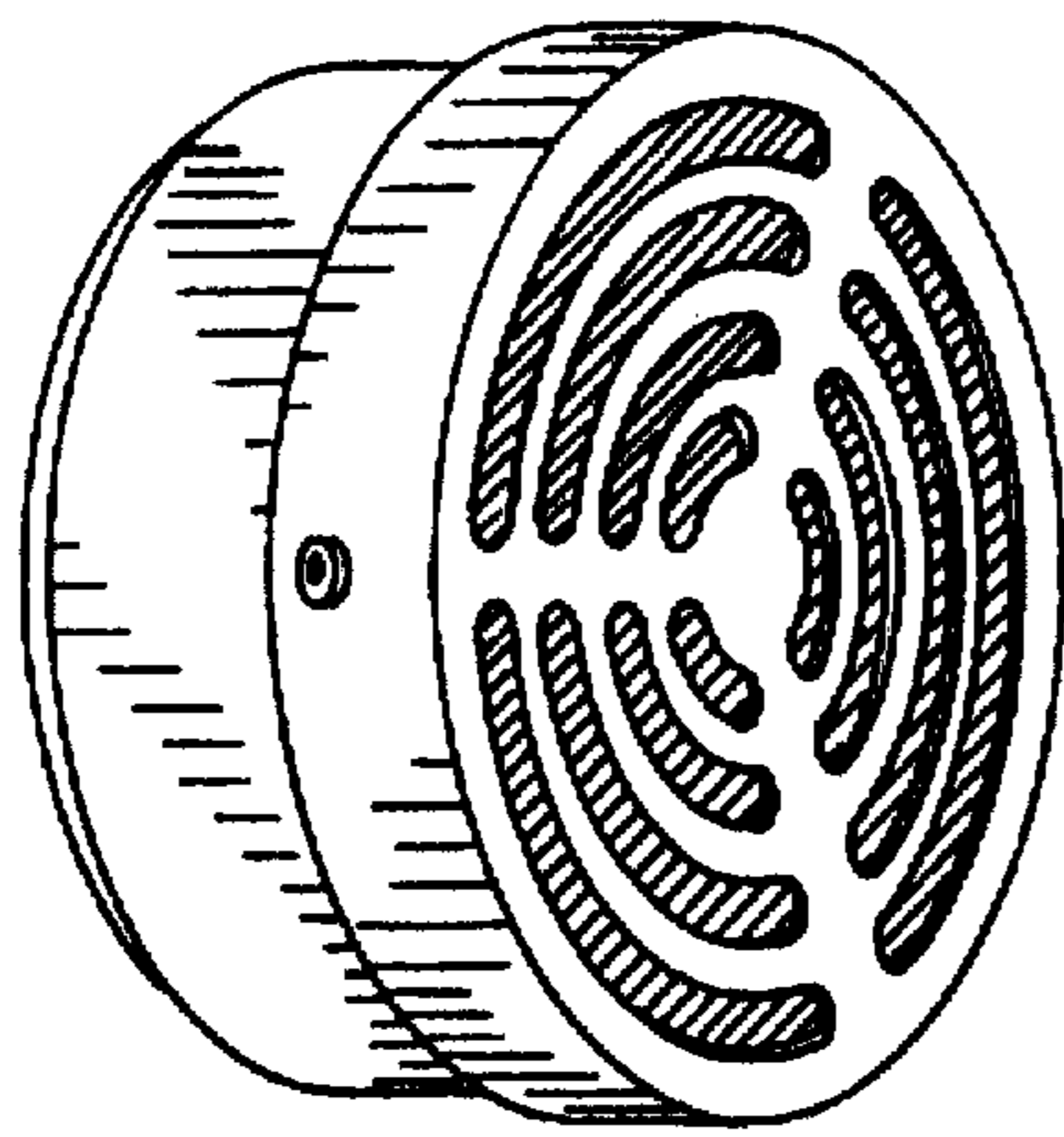


FIG. 1

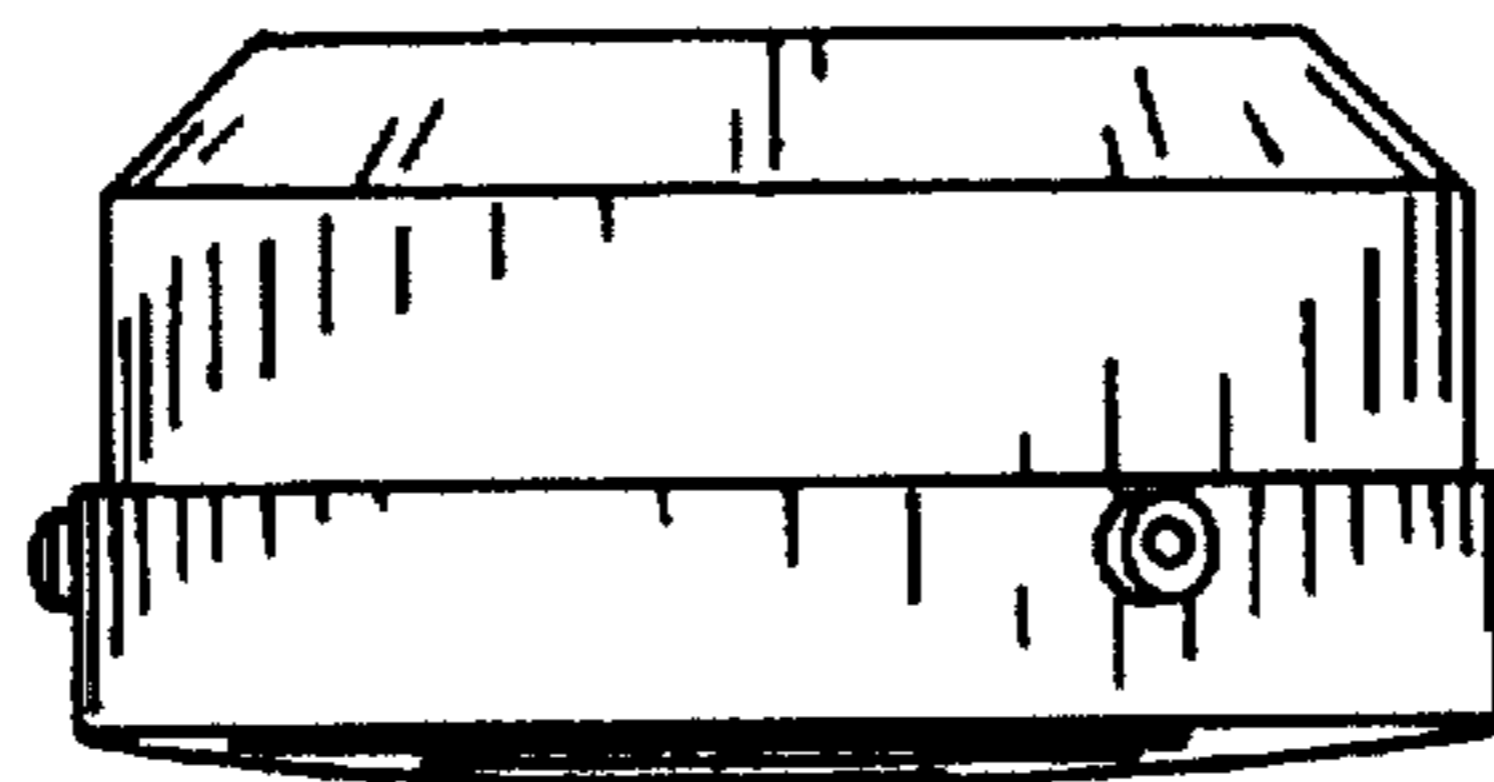


FIG. 2

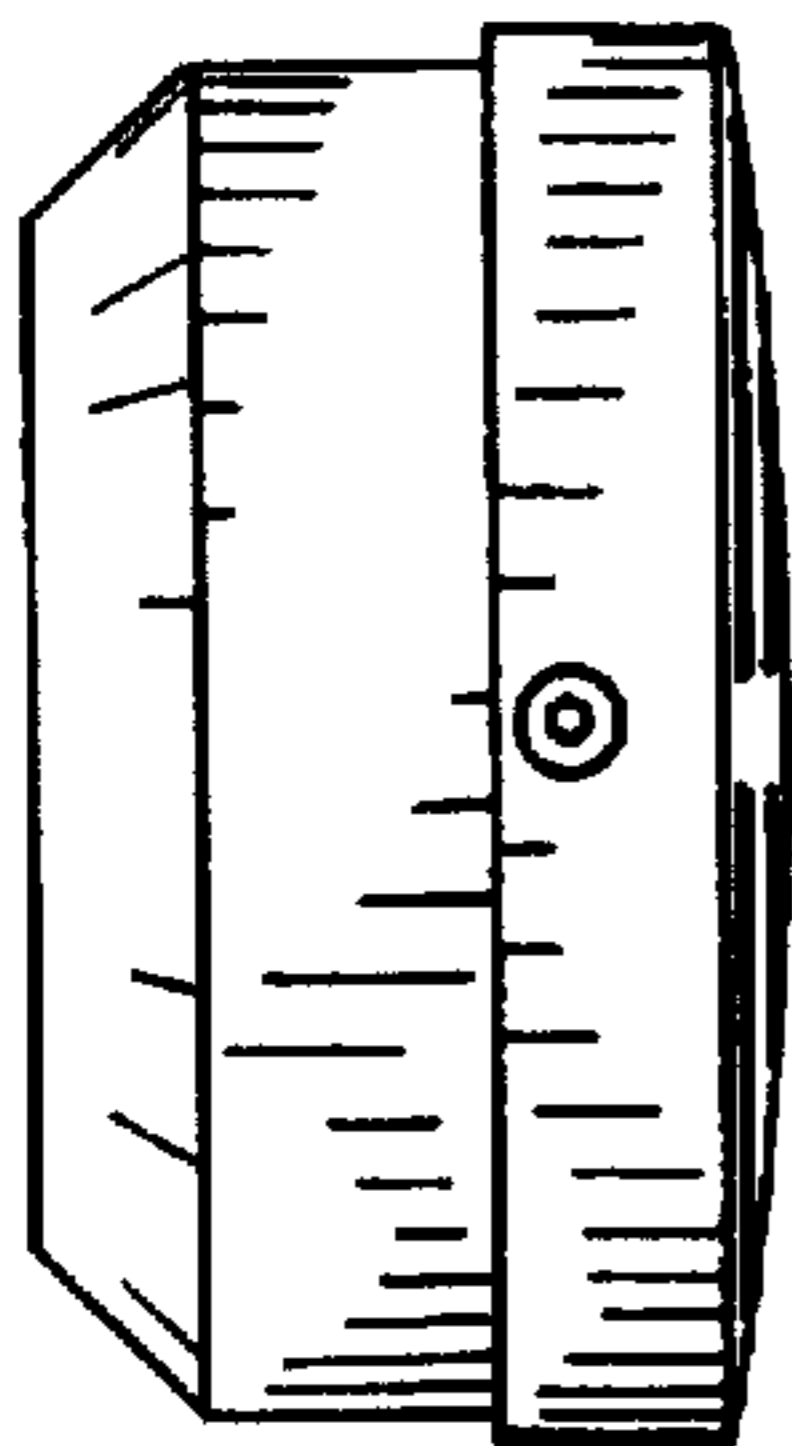


FIG. 3




FIG. 4



FIG. 5

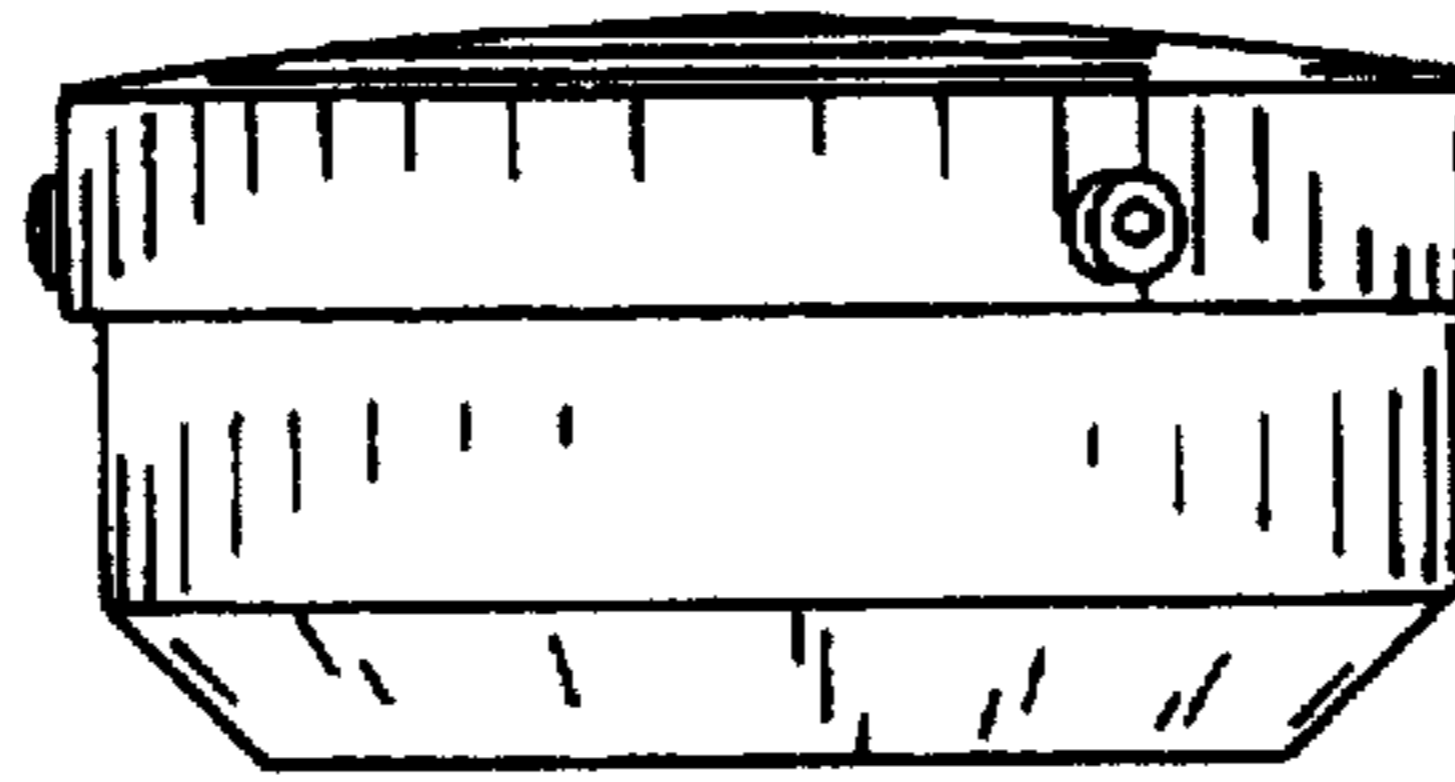


FIG. 6

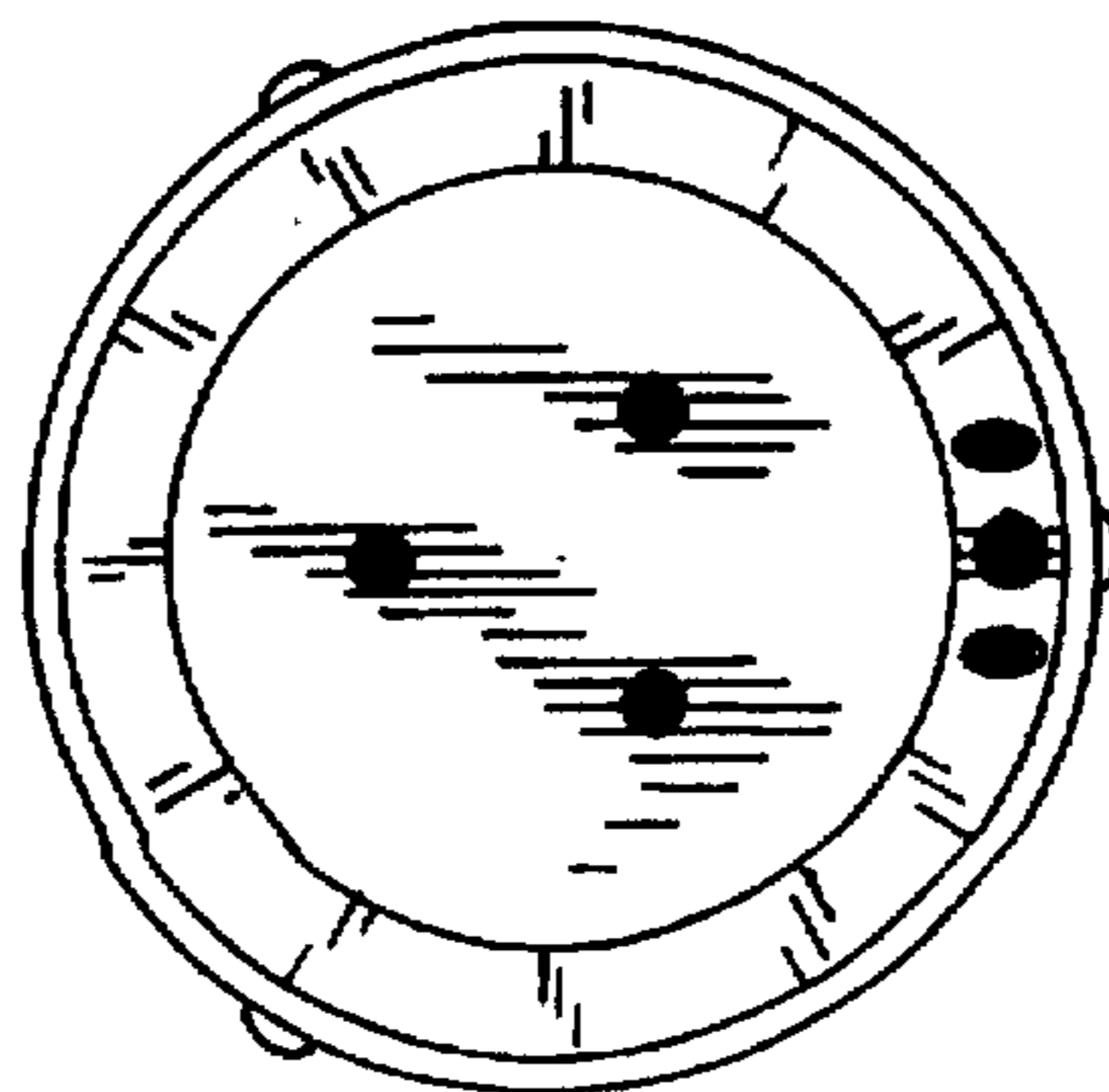


FIG. 7