



US00D384066S

United States Patent [19] Crafoord

[11] Patent Number: **Des. 384,066**
[45] Date of Patent: ****Sep. 23, 1997**

[54] GSM FIXED CELLULAR TERMINAL

[75] Inventor: **David Göran Achates Crafoord,**
Stockholm, Sweden

[73] Assignee: **Telefonaktiebolaget LM Ericsson,**
Stockholm, Sweden

[**] Term: **14 Years**

[21] Appl. No.: **45,236**

[22] Filed: **Oct. 13, 1995**

[30] Foreign Application Priority Data

Apr. 25, 1995 [SE] Sweden 950857

[51] LOC (6) CL **14-03**

[52] U.S. Cl. **D14/151**

[58] Field of Search D14/137, 138,
D14/140, 142, 149-151, 240, 241; 379/419,
420, 428, 440, 434-436, 454, 455

[56] References Cited

U.S. PATENT DOCUMENTS

D. 231,650	5/1974	Eubank	D14/149
D. 259,043	4/1981	Feinberg et al.	D14/151
D. 298,827	12/1988	Miozzo	D14/149
D. 301,339	5/1989	Gauffin et al.	D14/151
D. 313,995	1/1991	Azpeitia Ortiz de Arri	D14/151
D. 339,343	9/1993	Aellen	D14/151
D. 347,633	6/1994	Keung	D14/151
D. 357,915	5/1995	Hillenmayer	D14/151
D. 369,601	5/1996	Tomoike	D14/149

FOREIGN PATENT DOCUMENTS

1-42965 2/1989 Japan 379/434

OTHER PUBLICATIONS

B.A. Pargh 1985 Spring/Summer Catalog, p. 256, Unitech Telephone at lower center.

Primary Examiner—Jeffrey Asch
Attorney, Agent, or Firm—Burns, Doane, Swecker & Mathis, L.L.P.

[57] CLAIM

The ornamental design for a GSM fixed cellular terminal, as shown.

DESCRIPTION

FIG. 1 is a top view of the GSM fixed cellular terminal according to the invention;
FIG. 2 is a bottom view thereof;
FIG. 3 is a top perspective view thereof;
FIG. 4 is a right side view thereof;
FIG. 5 is a left side view thereof;
FIG. 6 is a front side view thereof;
FIG. 7 is a rear side view thereof; and,
FIG. 8 is a top perspective view with the receiver component removed from the terminal.

The telephone cord and/or handset cord have been shown broken away throughout the views for convenience of illustration.

1 Claim, 8 Drawing Sheets

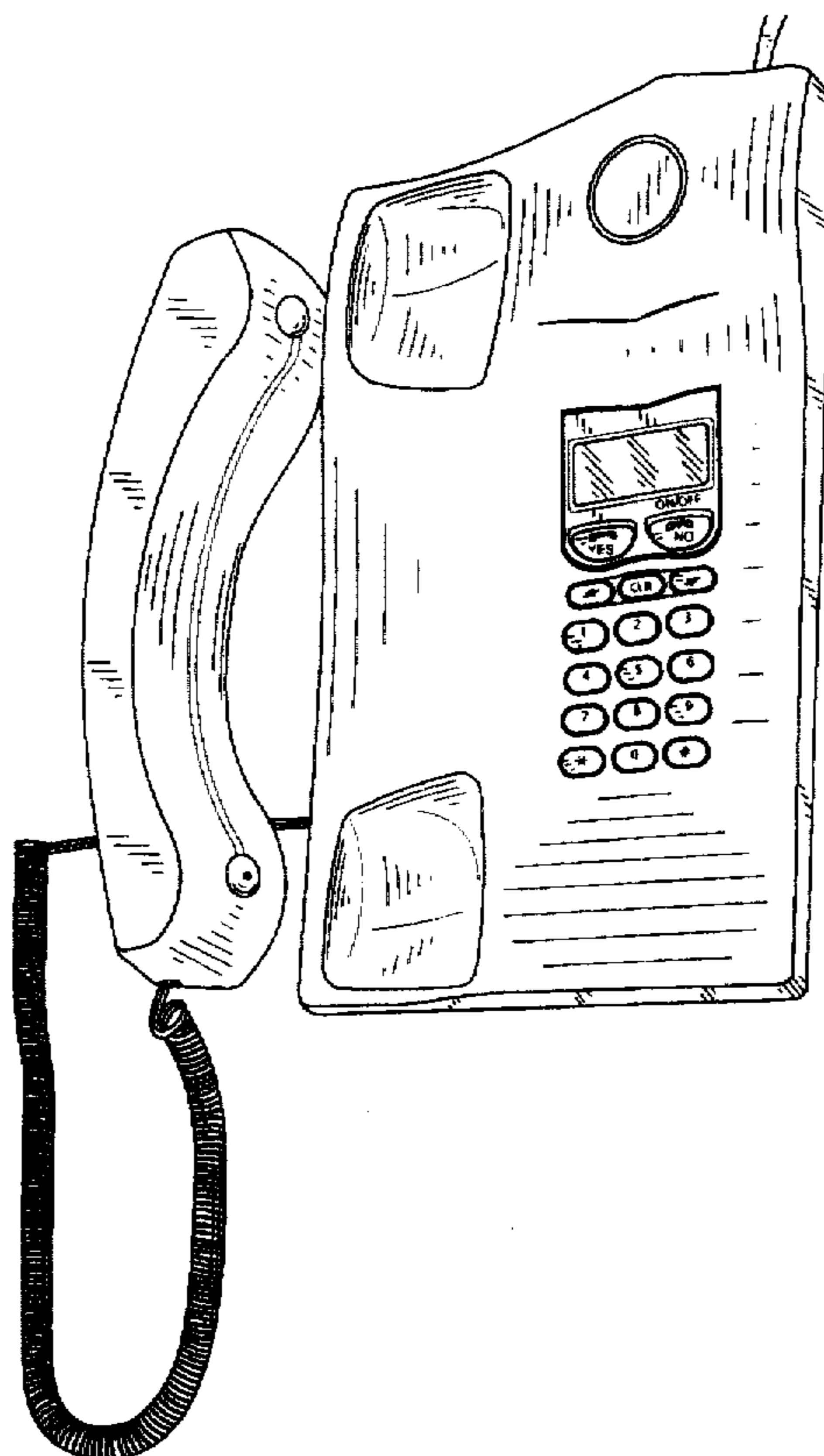



FIG. 1



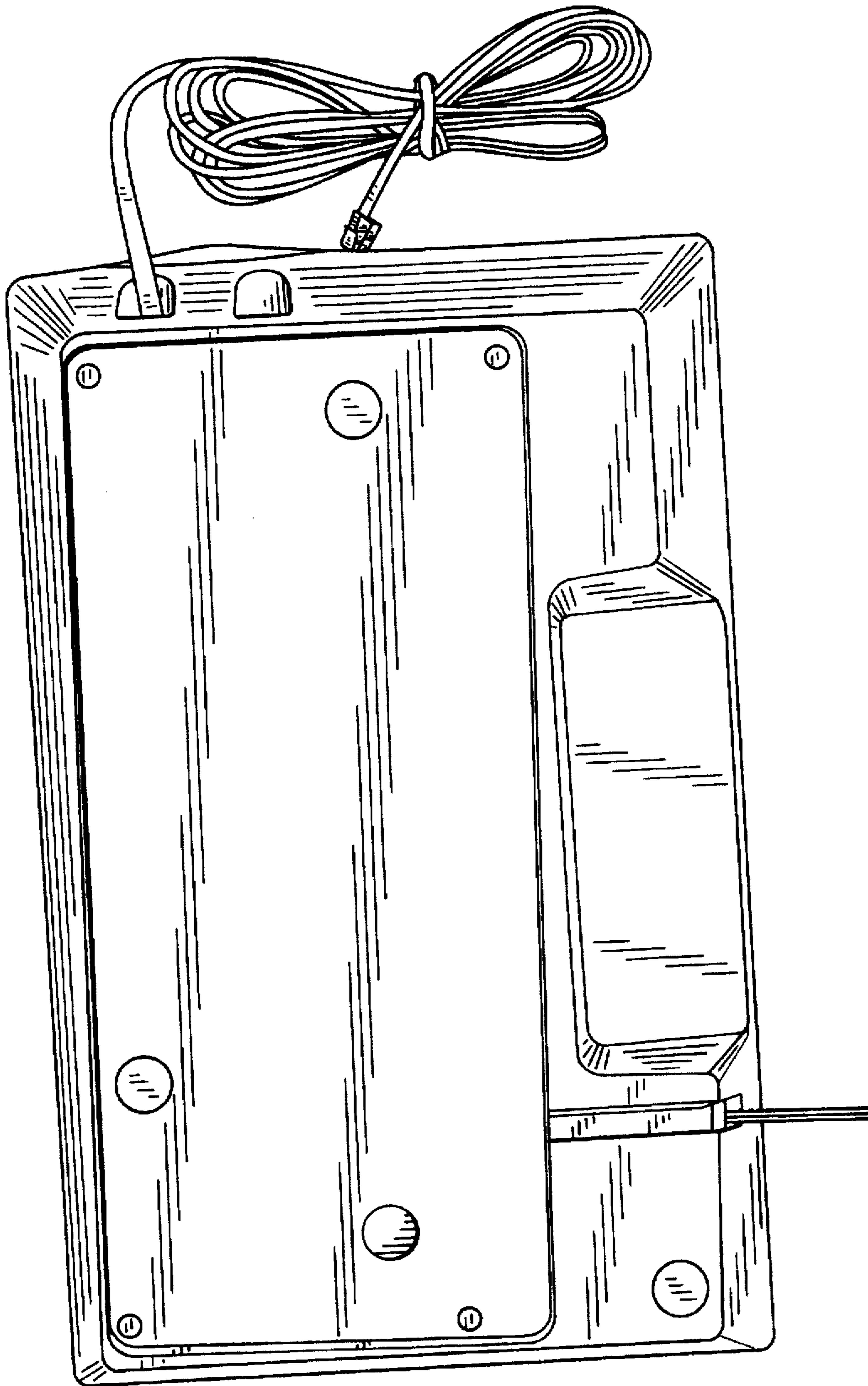


FIG. 2

FIG. 3

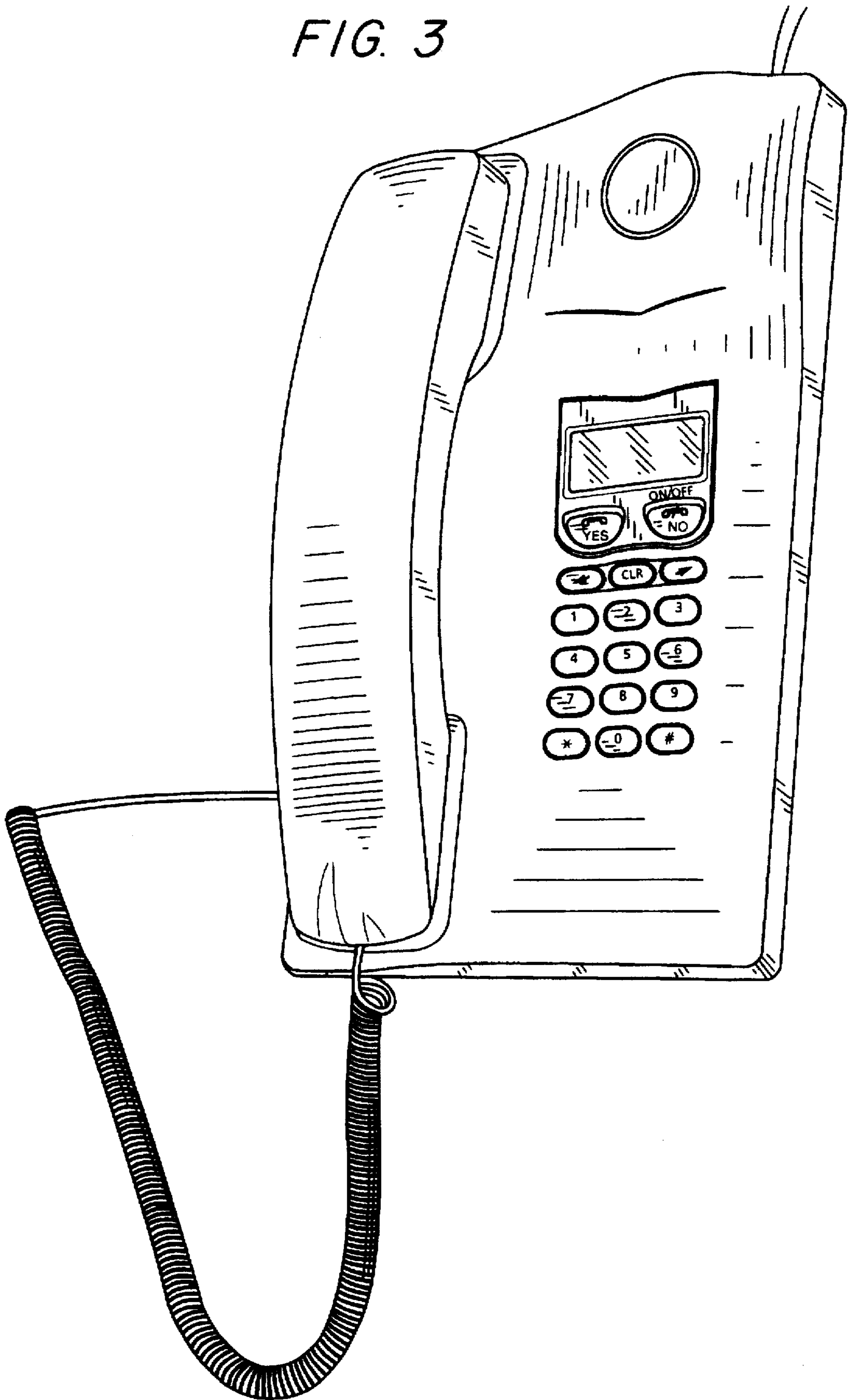


FIG. 4

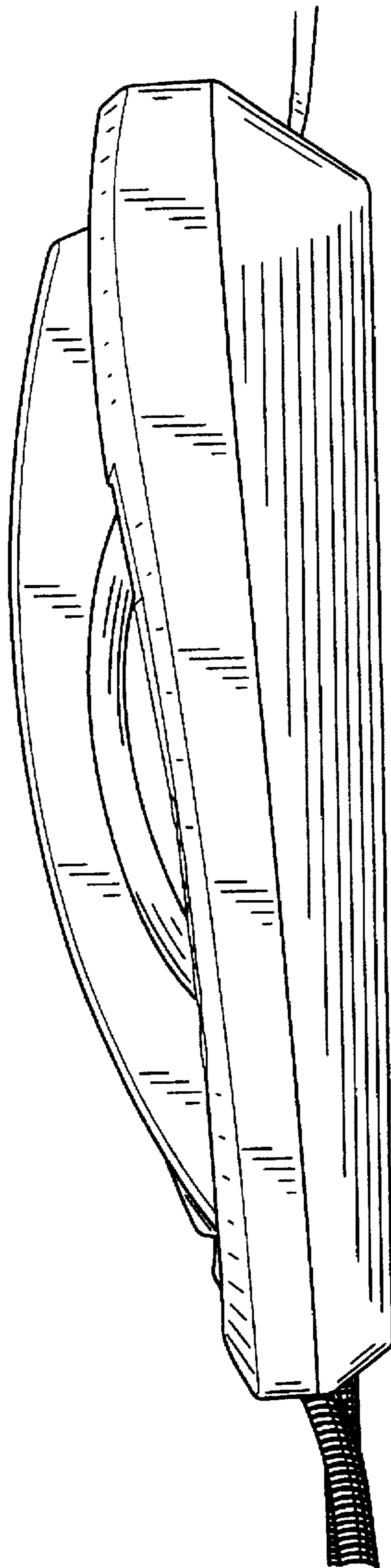


FIG. 5

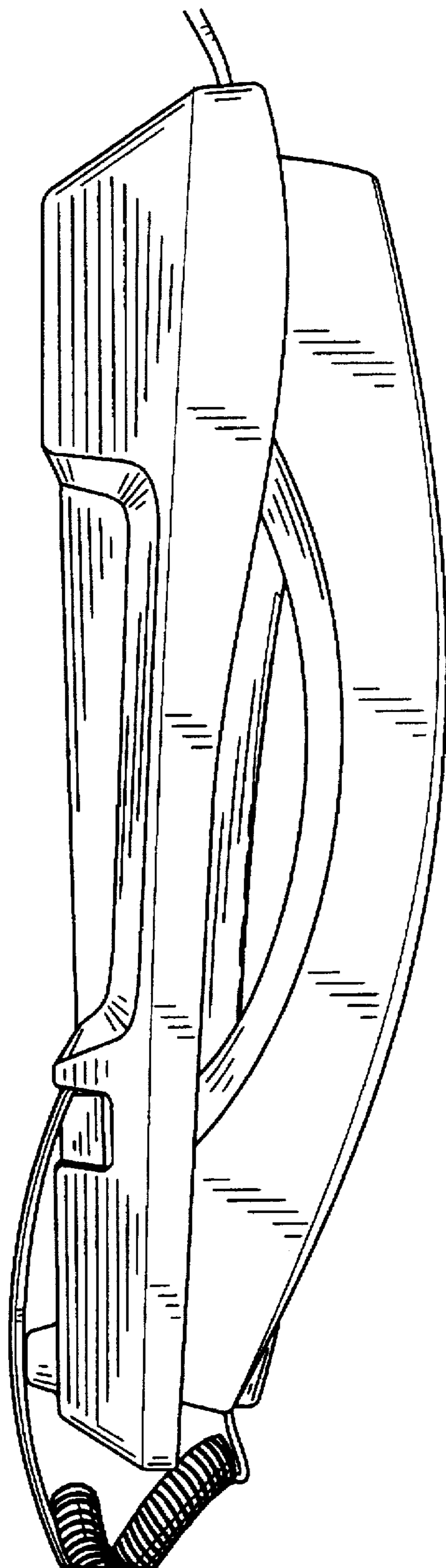


FIG. 6

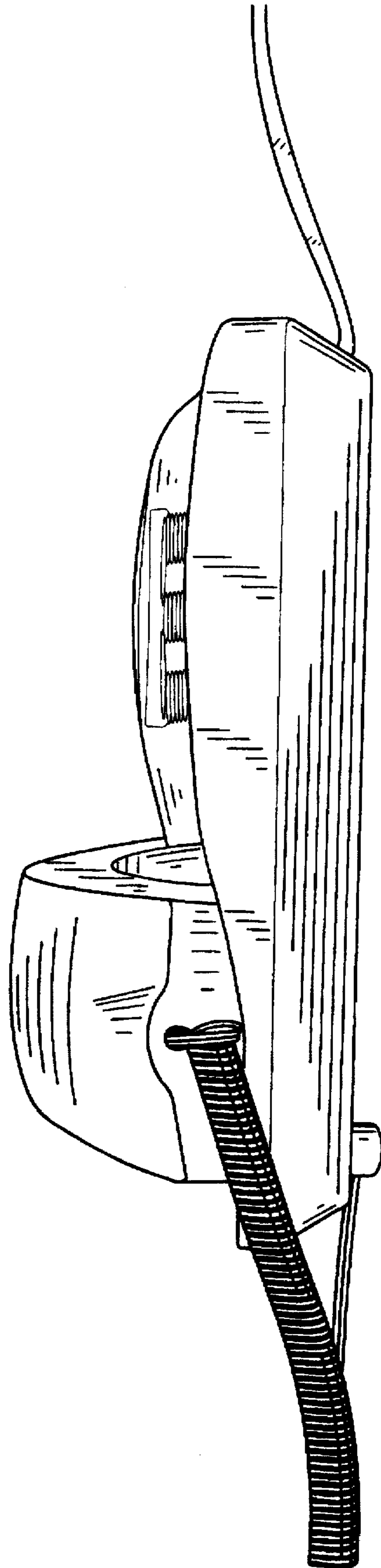


FIG. 7




FIG. 8

