



US00D384062S

United States Patent [19]
DeArkland

[11] **Patent Number: Des. 384,062**
[45] **Date of Patent: **Sep. 23, 1997**

- [54] **FACE PANEL FOR A COIN TELEPHONE BOX**
- [76] **Inventor: James R. DeArkland, 8119 Buena Fortuna, Carpinteria, Calif. 93013**
- [**] **Term: 14 Years**
- [21] **Appl. No.: 60,075**
- [22] **Filed: Sep. 20, 1996**
- [51] **LOC (6) Cl. 14-03**
- [52] **U.S. Cl. D14/146**
- [58] **Field of Search D14/140, 142, D14/146, 240, 241, 100, 250; D25/16; D6/421; 379/146, 150, 153, 419, 420, 428, 434-436, 440, 441**

| | | | |
|------------|--------|--------------------|-----------|
| D. 359,288 | 6/1995 | Underwood | D14/250 |
| 5,425,088 | 6/1995 | DeArkland | 379/440 X |
| 5,488,656 | 1/1996 | DeArkland | 379/447 X |
| 5,509,057 | 4/1996 | Anello et al. | 379/451 X |
| 5,524,143 | 6/1996 | Turk et al. | 379/437 X |

Primary Examiner—Jeffrey Asch
Attorney, Agent, or Firm—Philip D. Junkins

[57] **CLAIM**

The ornamental design for a face panel for a coin telephone box, as shown and described.

DESCRIPTION

FIG. 1 is a front elevation view of a face panel for a coin telephone box showing my new design with the box and its lower coin return and coin storage sections, and the telephone transmitter-receiver instrument and cord, shown in broken line outline;

FIG. 2 is a rear elevation view thereof;

FIG. 3 is a side elevation view thereof, the opposite side being a mirror image; and,

FIG. 4 is a bottom view thereof, the top being a mirror image.

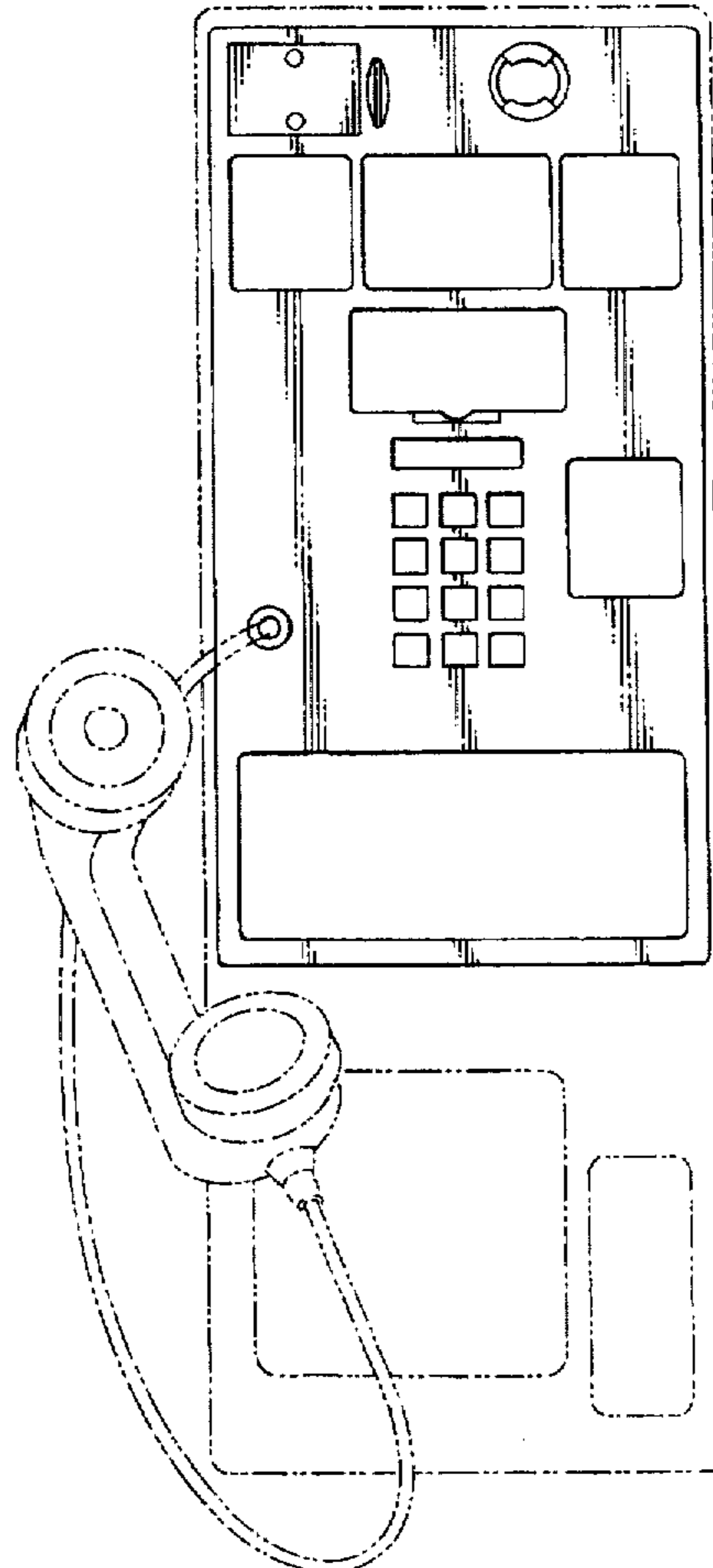
The broken line showings in FIG. 1 are for illustrative purposes only and form no part of the claimed design.

[56] **References Cited**

U.S. PATENT DOCUMENTS

| | | | |
|------------|---------|-----------------|---------|
| D. 229,836 | 1/1974 | Wollet | D14/146 |
| D. 337,766 | 7/1993 | DeArkland | D14/146 |
| D. 338,006 | 8/1993 | DeArkland | D14/146 |
| D. 338,886 | 8/1993 | DeArkland | D14/146 |
| D. 353,137 | 12/1994 | Dearkland | D14/146 |
| D. 355,650 | 2/1995 | DeArkland | D14/146 |
| D. 356,564 | 3/1995 | DeArkland | D14/146 |
| D. 357,914 | 5/1995 | DeArkland | D14/146 |

1 Claim, 1 Drawing Sheet



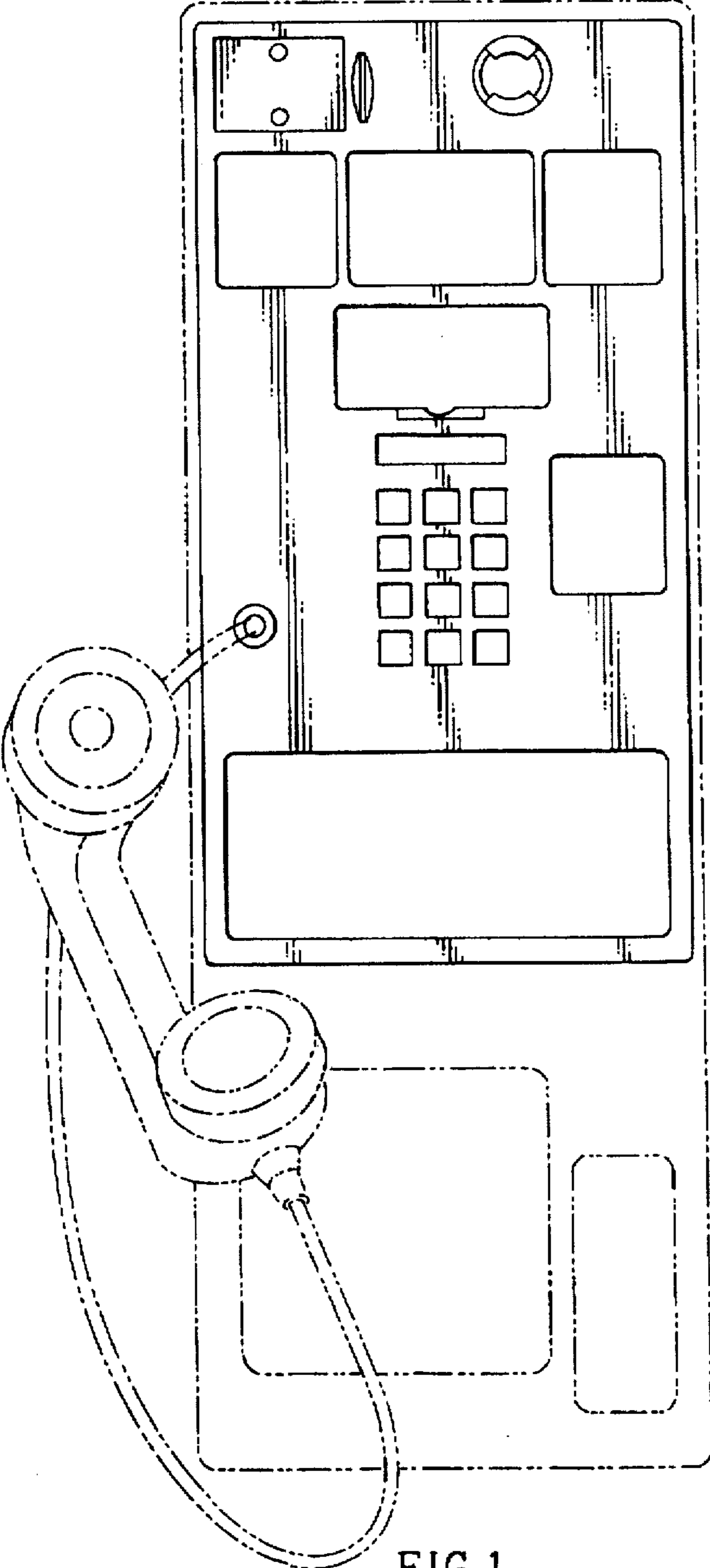


FIG. 1.



FIG. 3.

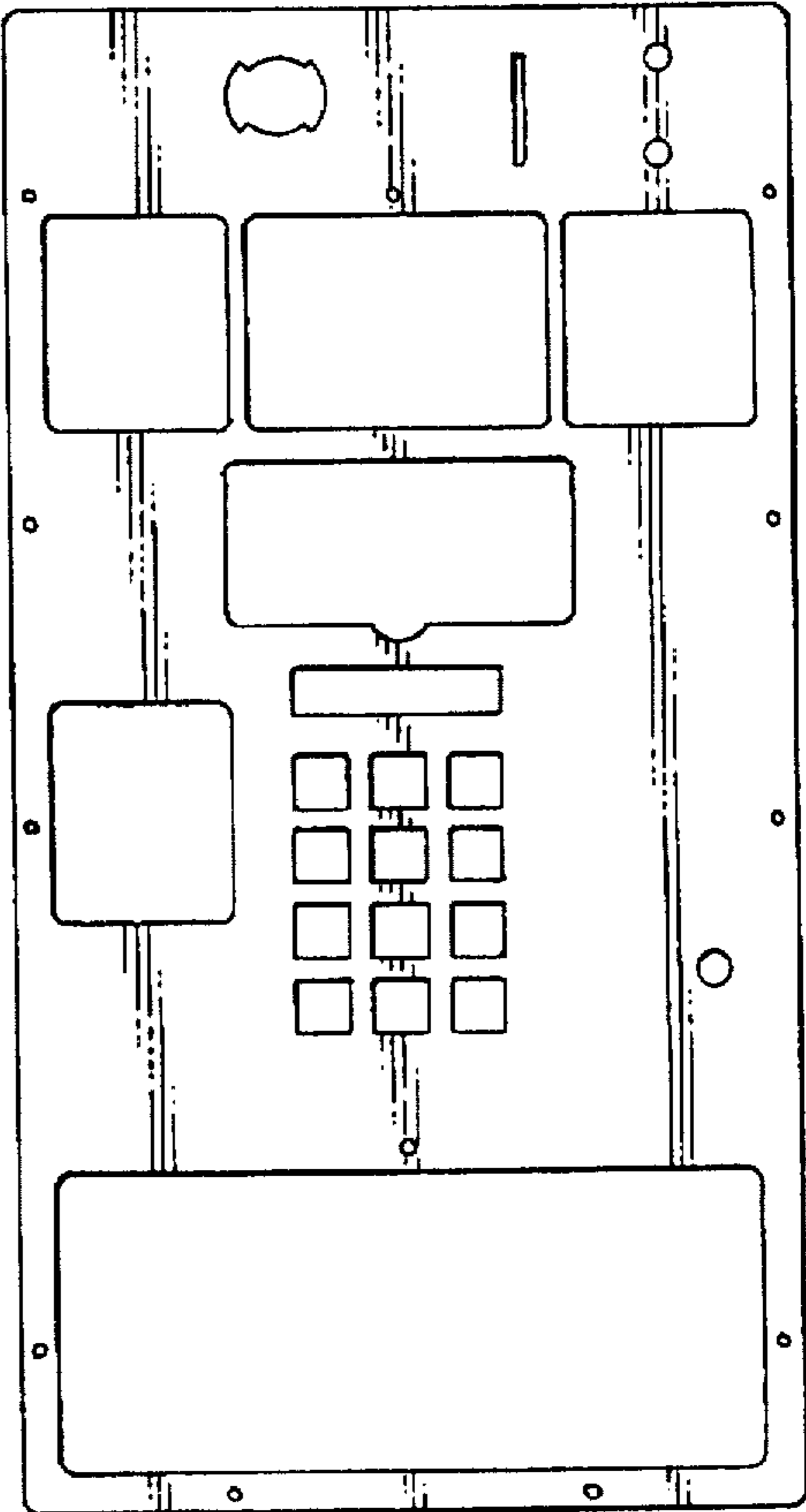


FIG. 2.

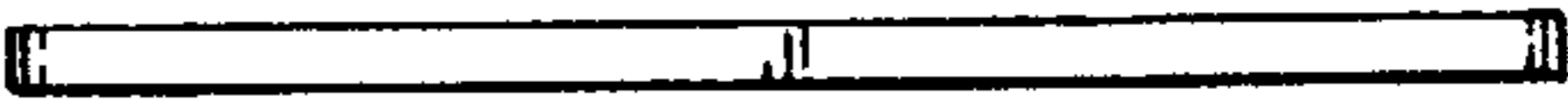


FIG. 4.