



US00D384053S

United States Patent [19]
Smith, III

[11] **Patent Number: Des. 384,053**
[45] **Date of Patent: **Sep. 23, 1997**

[54] **SIDE ELEMENT OF A SHOE**

D. 377,414 1/1997 Hatfield D2/972
D. 378,473 3/1997 Feller D2/970

[75] **Inventor: Wilson W. Smith, III, Beaverton, Oreg.**

OTHER PUBLICATIONS

[73] **Assignee: Nike, Inc., Beaverton, Oreg.**

Nike Fall Footwear Catalog, p. 96, published Dec. 1992.
Nike Holiday 1995 Footwear Catalog, p. 107, published Mar. 1995.
Nike Spring 1996 Footwear Catalog, pp. 168, 187, 188, published Jun. 1995.
Nike Late Spring 1996 Footwear Catalog, p. 21, published Aug. 1995.
Nike Fall Footwear Catalog, p. 108, published Dec. 1995.
Nike Holiday 1996 Footwear Catalog, p. 135, published Mar. 1996.
Nike Spring 1997 Footwear Catalog, p. 133, published Jun. 1996.
Nike Late Spring 1997 Footwear Catalog, p. 250, published Sep. 1996.

[**] **Term: 14 Years**

[21] **Appl. No.: 62,517**

[22] **Filed: Nov. 18, 1996**

[51] **LOC (6) Cl. 02-99**

[52] **U.S. Cl. D2/972**

[58] **Field of Search** D2/896, 902, 907,
D2/908, 946, 970, 972, 944; 36/83, 84,
45, 50.1, 114, 117.9

[56] **References Cited**

U.S. PATENT DOCUMENTS

- D. 227,822 7/1973 Askew .
- D. 290,062 6/1987 Valori .
- D. 290,423 6/1987 Peterson .
- D. 296,148 6/1988 Selbiger .
- D. 296,952 8/1988 Brown et al. .
- D. 301,387 6/1989 Diaz et al. .
- D. 307,974 5/1990 McKinsty .
- D. 316,175 4/1991 Legacki et al. .
- D. 325,809 5/1992 Close .
- D. 331,484 12/1992 Feller .
- D. 333,205 2/1993 Zelenko .
- D. 343,723 2/1994 Adams .
- D. 359,841 7/1995 Hewett .
- D. 362,111 9/1995 Avar .
- D. 362,953 10/1995 Greene .
- D. 365,200 12/1995 Teague .
- D. 368,363 4/1996 Feller D2/970
- D. 370,554 6/1996 Greene .

Primary Examiner—Dominic Simone
Attorney, Agent, or Firm—Banner & Witcoff, Ltd.

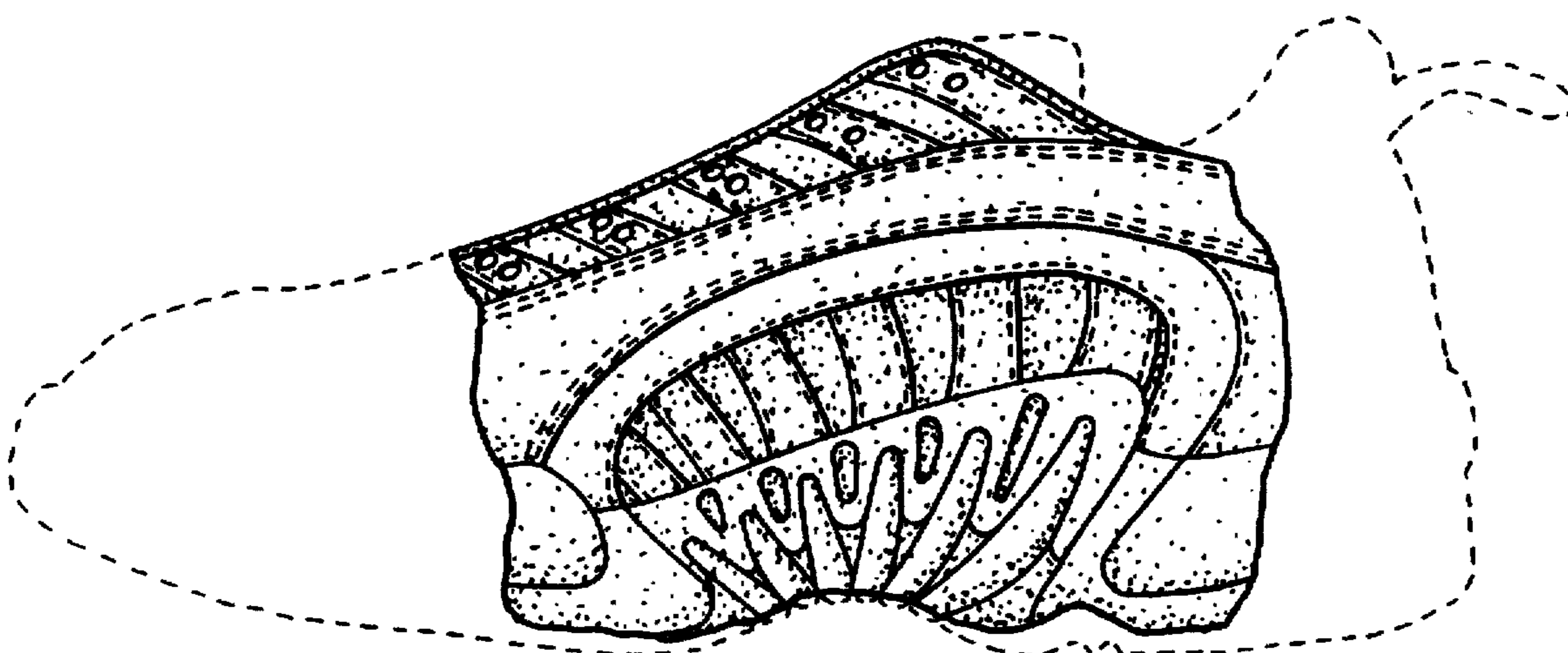
[57] **CLAIM**

The ornamental design for a side element of a shoe, as shown and described.

DESCRIPTION

FIG. 1 is a top plan view of a side element of a shoe showing my new design;
FIG. 2 is a side elevational view thereof;
FIG. 3 is a front elevational view thereof; and,
FIG. 4 is a rear elevational view thereof.
The broken line showing of a shoe shown in FIGS. 1-4 is for illustrative purposes only and forms no part of the claimed design.

1 Claim, 2 Drawing Sheets



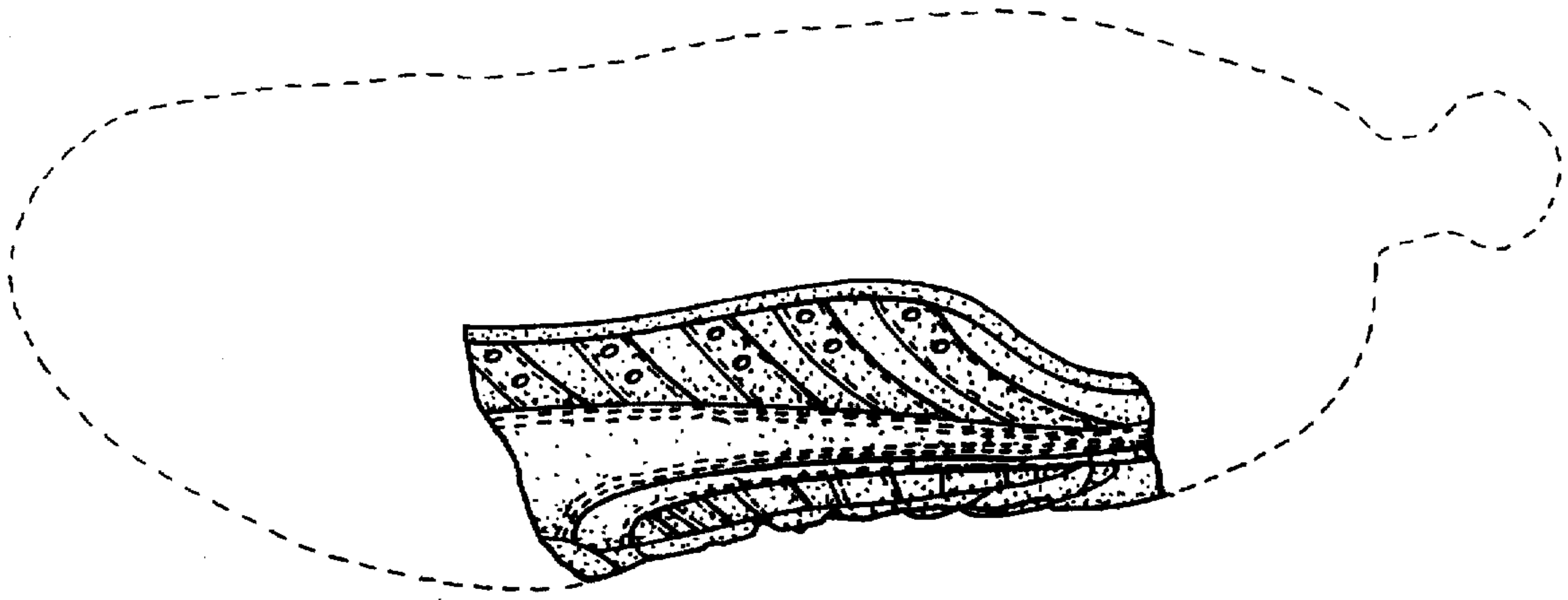


FIG. 1

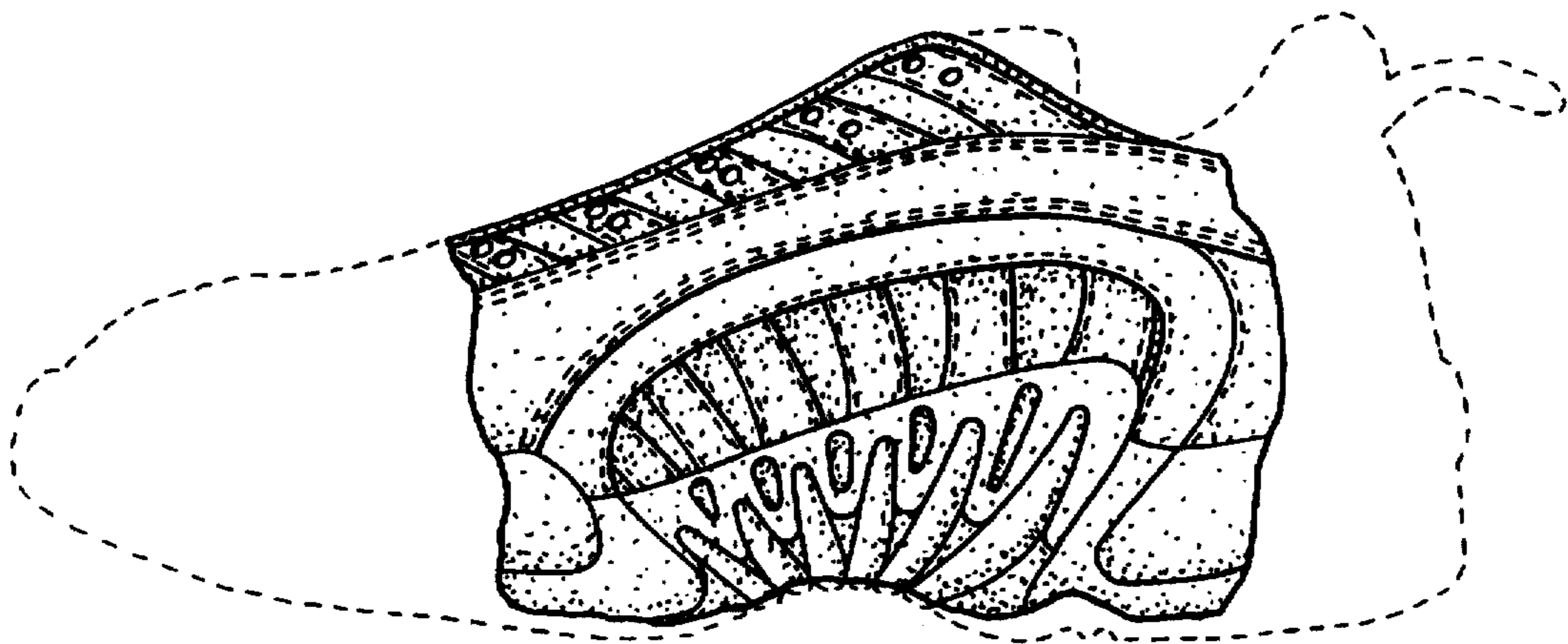


FIG. 2

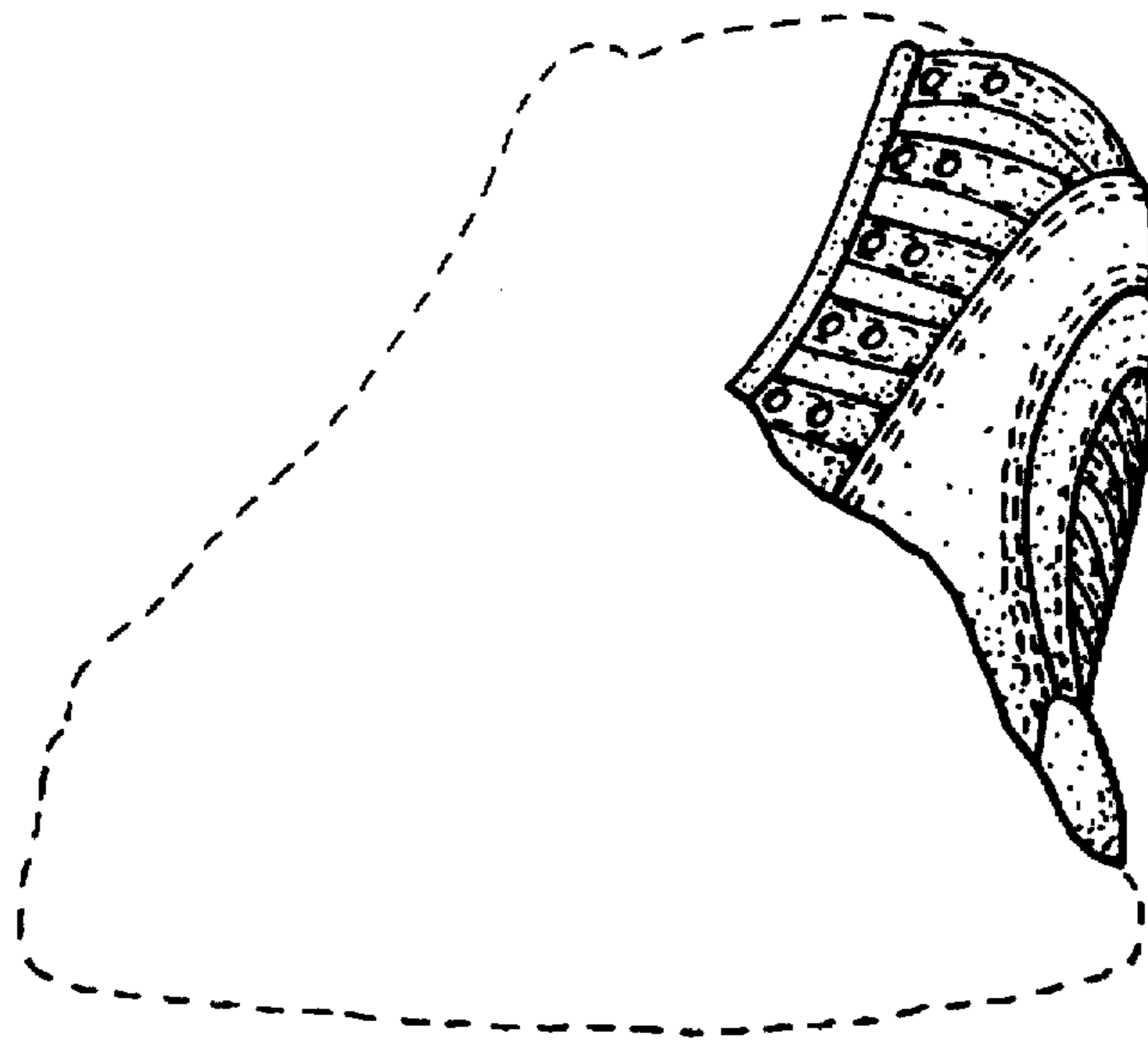


FIG. 3

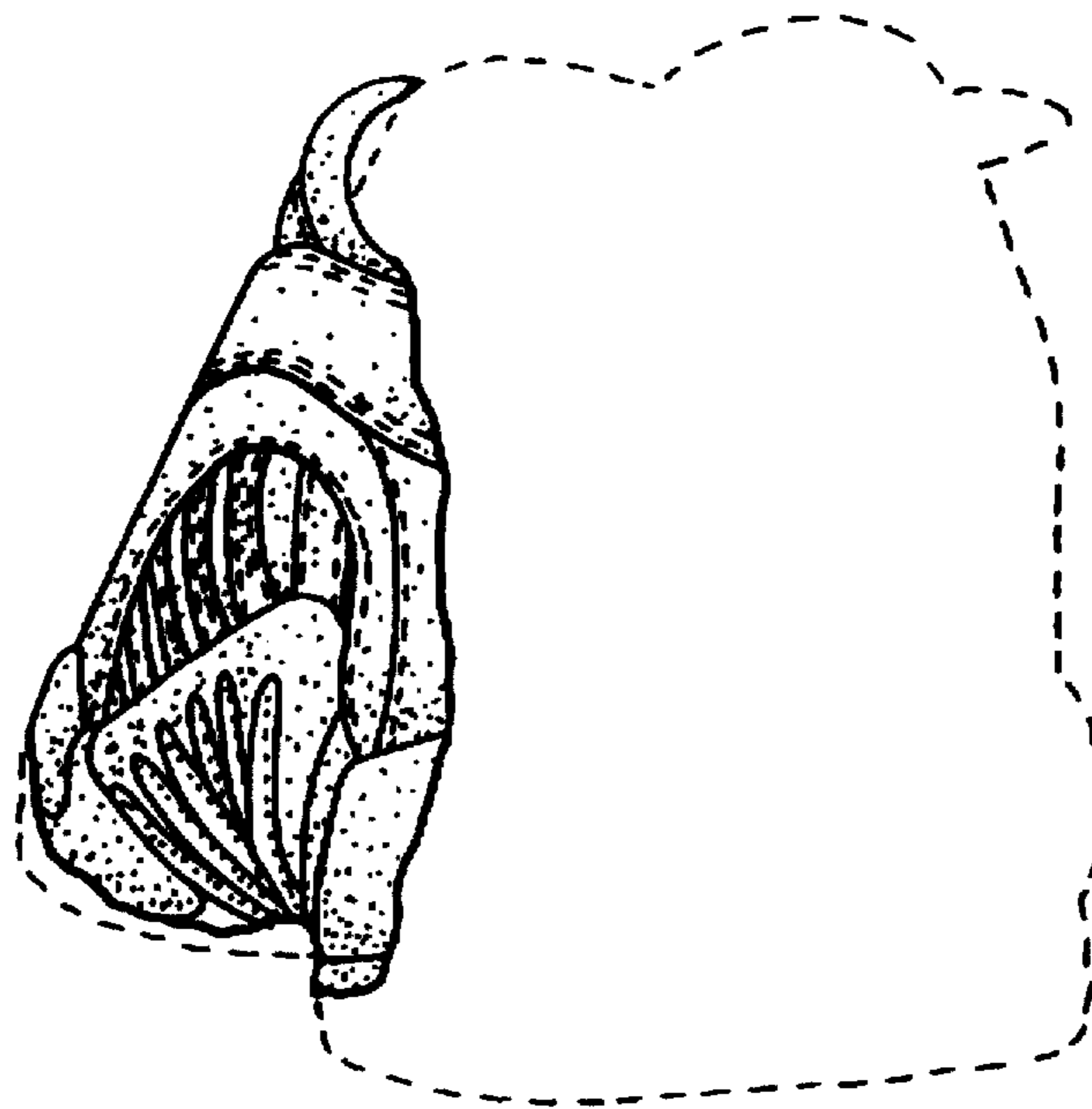


FIG. 4