



US00D384041S

United States Patent [19]

Gallasch

[11] Patent Number: **Des. 384,041**

[45] Date of Patent: ****Sep. 23, 1997**

[54] **CABINET**

[75] Inventor: **Lars Gallasch, Meissen, Germany**

[73] Assignee: **Knurr-Mechanik fur die Elektronik AG, Munich, Germany**

[**] Term: **14 Years**

[21] Appl. No.: **53,962**

[22] Filed: **May 2, 1996**

[30] **Foreign Application Priority Data**

Nov. 9, 1995 [DE] Germany M 95 08 934.9

[51] **LOC (6) Cl.** **06-04**

[52] **U.S. Cl.** **D13/184**

[58] **Field of Search** D13/184; D14/100, D14/102; 277/236; 312/223.1, 223.2; 361/676, 678, 692, 693, 724-727

[56] **References Cited**

U.S. PATENT DOCUMENTS

D. 278,819 5/1985 Hommowun D14/102

D. 279,562	7/1985	Wood	D13/184	X
D. 284,959	8/1986	Berg	D13/184	
D. 352,501	11/1994	Weaver et al.	D14/102	
3,247,312	4/1966	Alessi	D13/184	X
4,680,425	7/1987	Speraw	361/724	X

Primary Examiner—James Gandy
Assistant Examiner—Cathron B. Matta
Attorney, Agent, or Firm—Keck, Mahin & Cate

[57] **CLAIM**

The ornamental design for a cabinet, as shown and described.

DESCRIPTION

FIG. 1 is a perspective view of a cabinet according to my invention, showing the front, top and right sides thereof; FIG. 2 is a left side elevational view thereof; and, FIG. 3 is a top plan view thereof.

The rear and bottom are not ornamented and form no part of the claimed design.

1 Claim, 1 Drawing Sheet

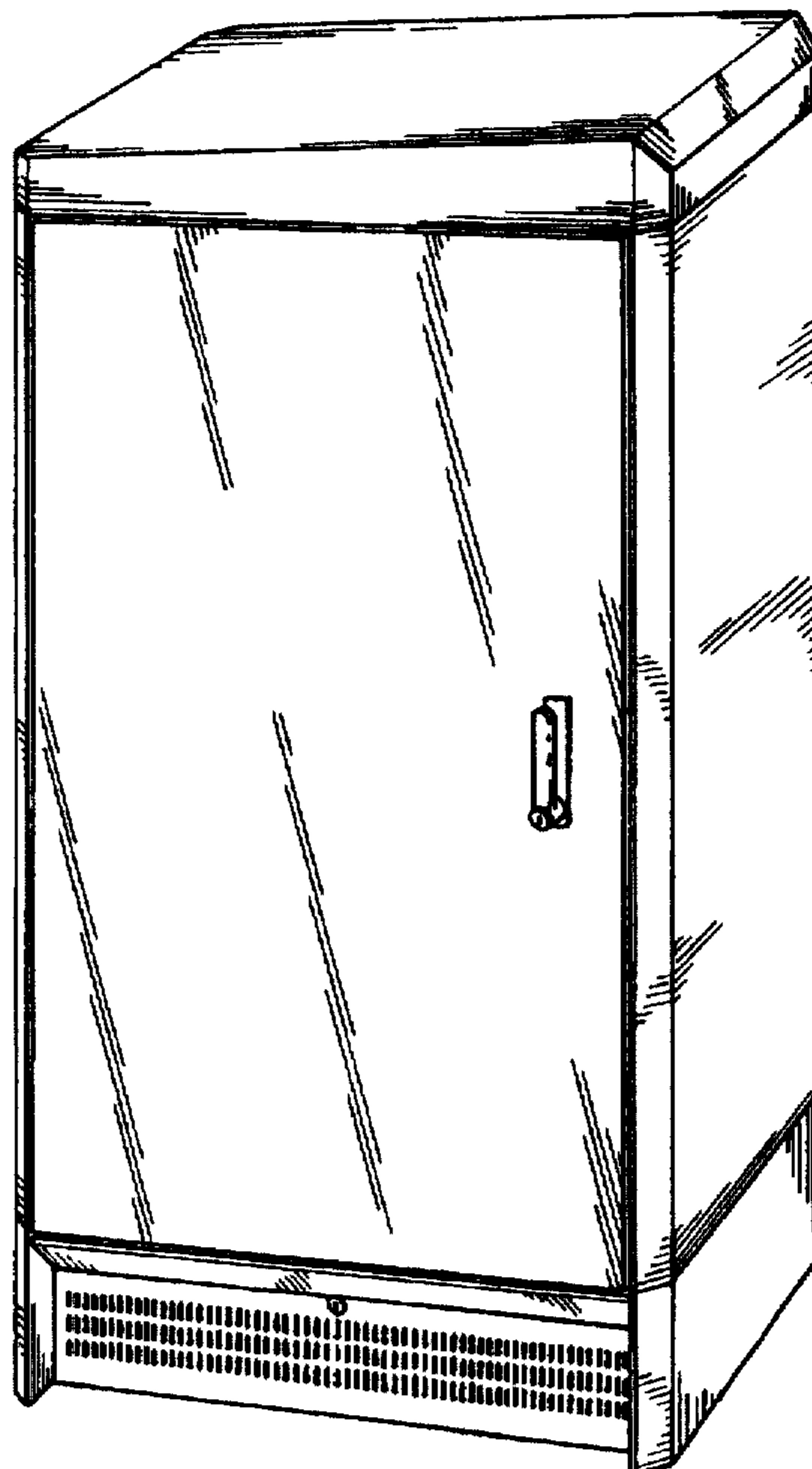


Fig. 1




Fig. 2

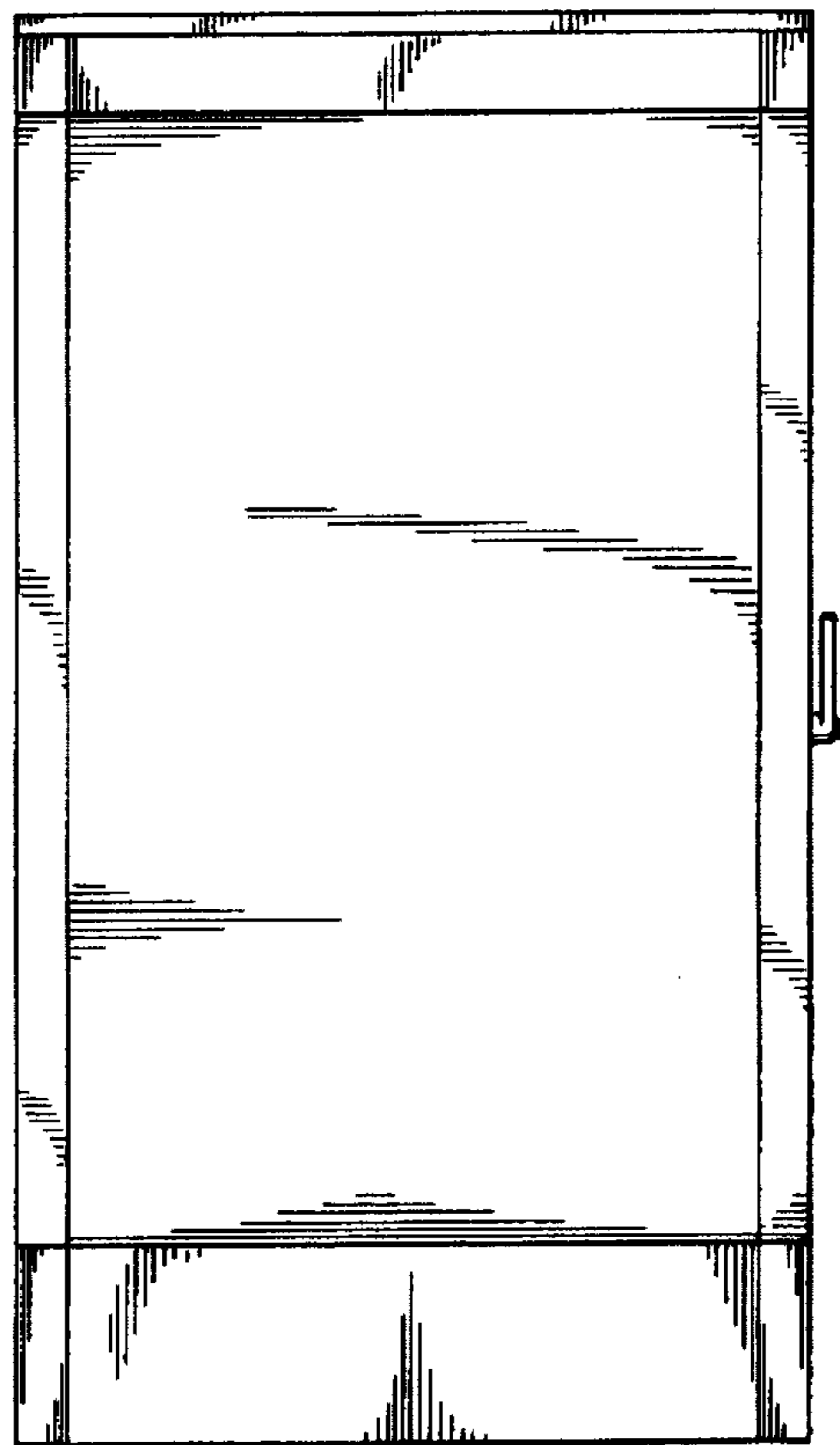


Fig. 3

