



US00D384039S

# United States Patent [19]

[11] Patent Number: **Des. 384,039**

Szyszko et al.

[45] Date of Patent: **\*\*Sep. 23, 1997**

[54] **SCREEN PRINTER HEAD CONTROL PANEL**

D. 275,480	9/1984	Thalmair	.....	D13/164
D. 322,424	12/1991	Higbie	.....	D13/168
D. 348,435	7/1994	Farinelli et al.	.....	D13/168
4,125,782	11/1978	Pollnow, Jr.	.....	D13/164 X

[75] Inventors: **Alexander Szyszko**, Bloomingtondale;  
**Rick Lee Fuqua**, St. Charles; **Thomas Burke Lyden**, Schaumburg; **Mariusz Smialek**, Elk Grove Village; **Marek Dudek**, Hoffman Estates, all of Ill.

*Primary Examiner*—A. Hugo Word  
*Assistant Examiner*—Lavone Tabor  
*Attorney, Agent, or Firm*—Fitch, Even Tabin & Flannery

[73] Assignee: **Elexon Ltd.**, Elk Grove Village, Ill.

[57] **CLAIM**

[\*\*] Term: **14 Years**

The ornamental design for a screen printer head control panel, as shown and described.

[21] Appl. No.: **45,646**

**DESCRIPTION**

[22] Filed: **Oct. 25, 1995**

FIG. 1 is a perspective view of the screen printer head control panel of my new design;  
FIG. 2 is a front elevational view thereof;  
FIG. 3 is a bottom plan view thereof;  
FIG. 4 is a top plan view thereof;  
FIG. 5 is a rear view thereof;  
FIG. 6 is a left side view thereof; and,  
FIG. 7 is a right side view thereof.

[51] LOC (6) Cl. .... **13-03**

[52] U.S. Cl. .... **D13/164**

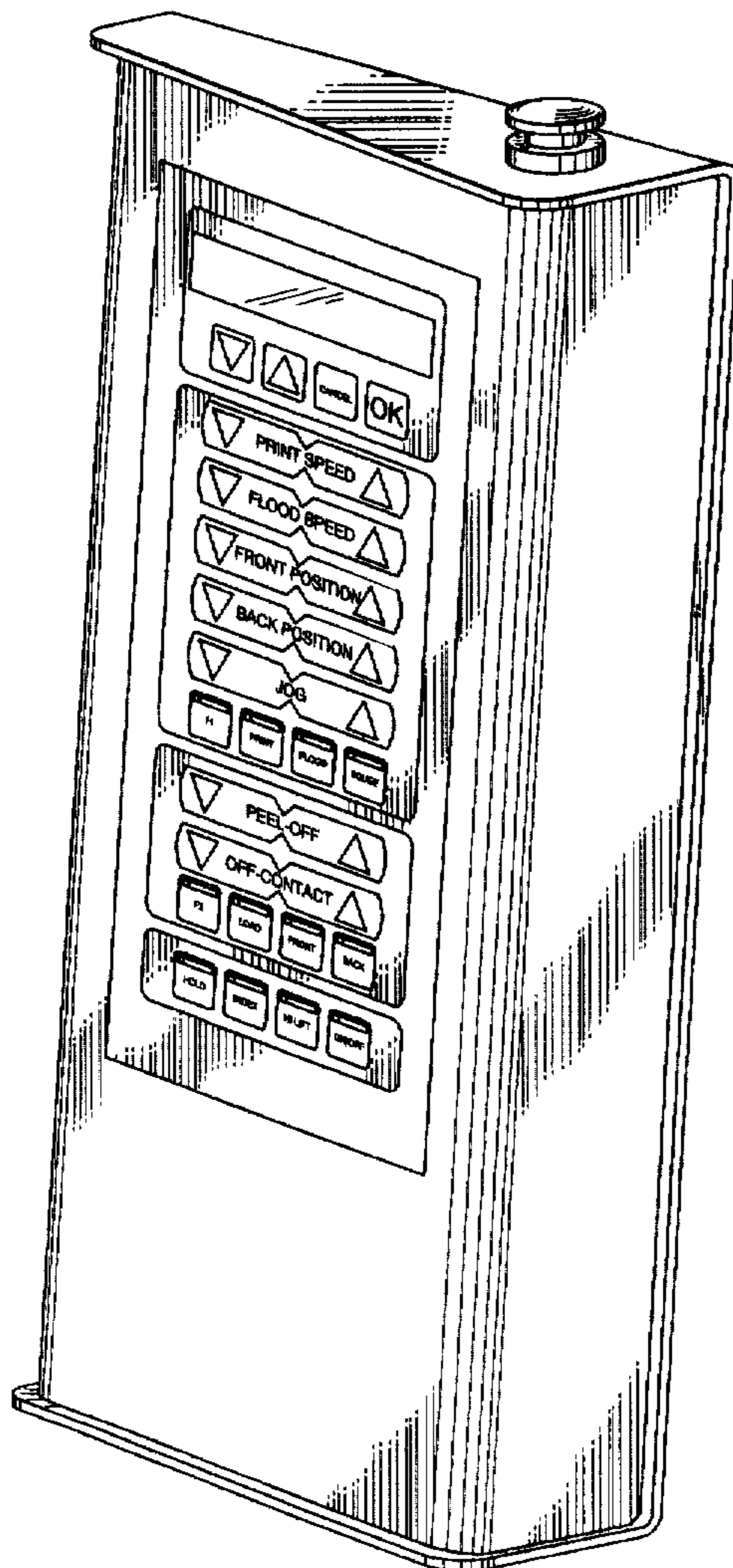
[58] Field of Search ..... D13/162, 164,  
D13/168; D14/100; 200/5 R, 5 A; 361/600,  
622, 625, 627, 631, 681, 682

[56] **References Cited**

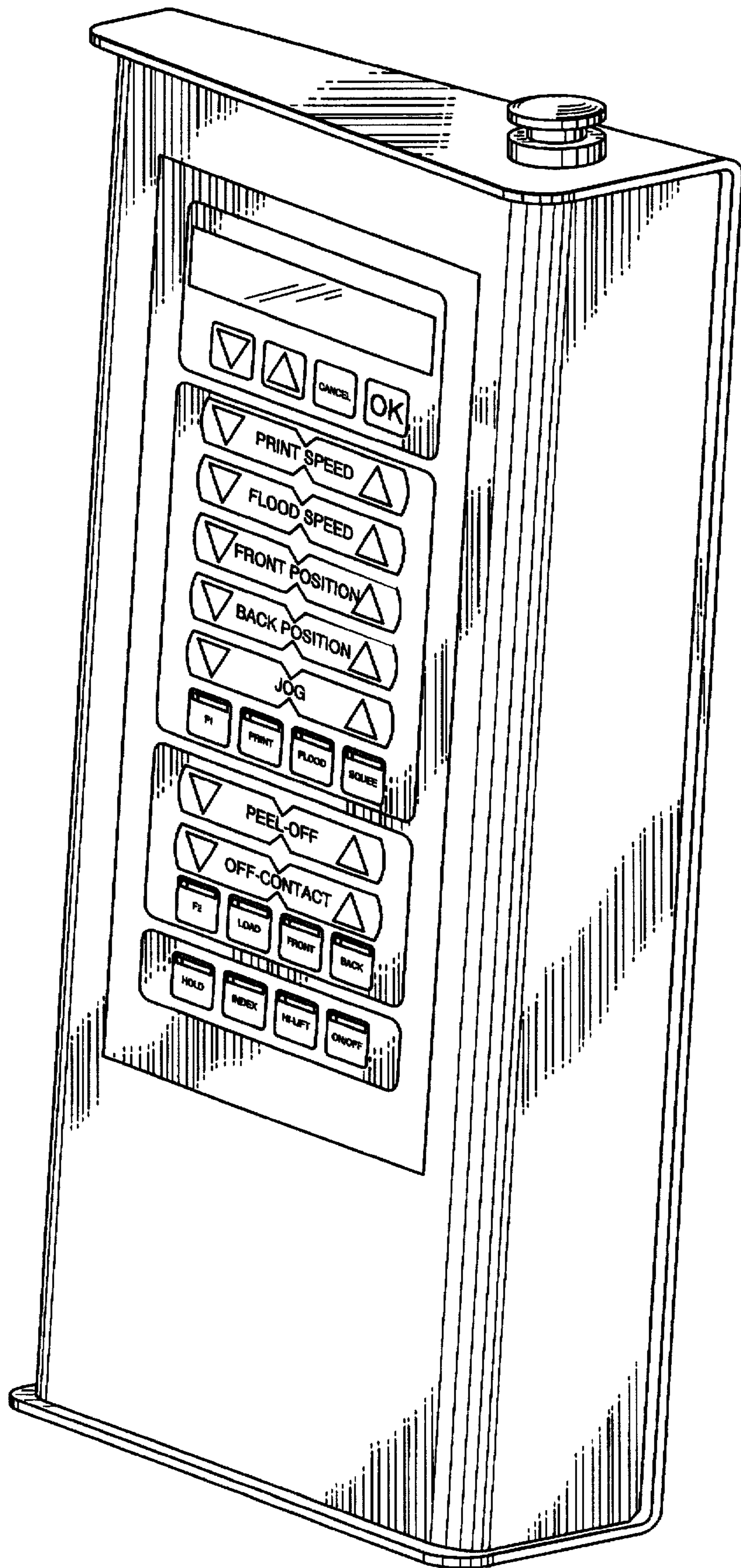
**U.S. PATENT DOCUMENTS**

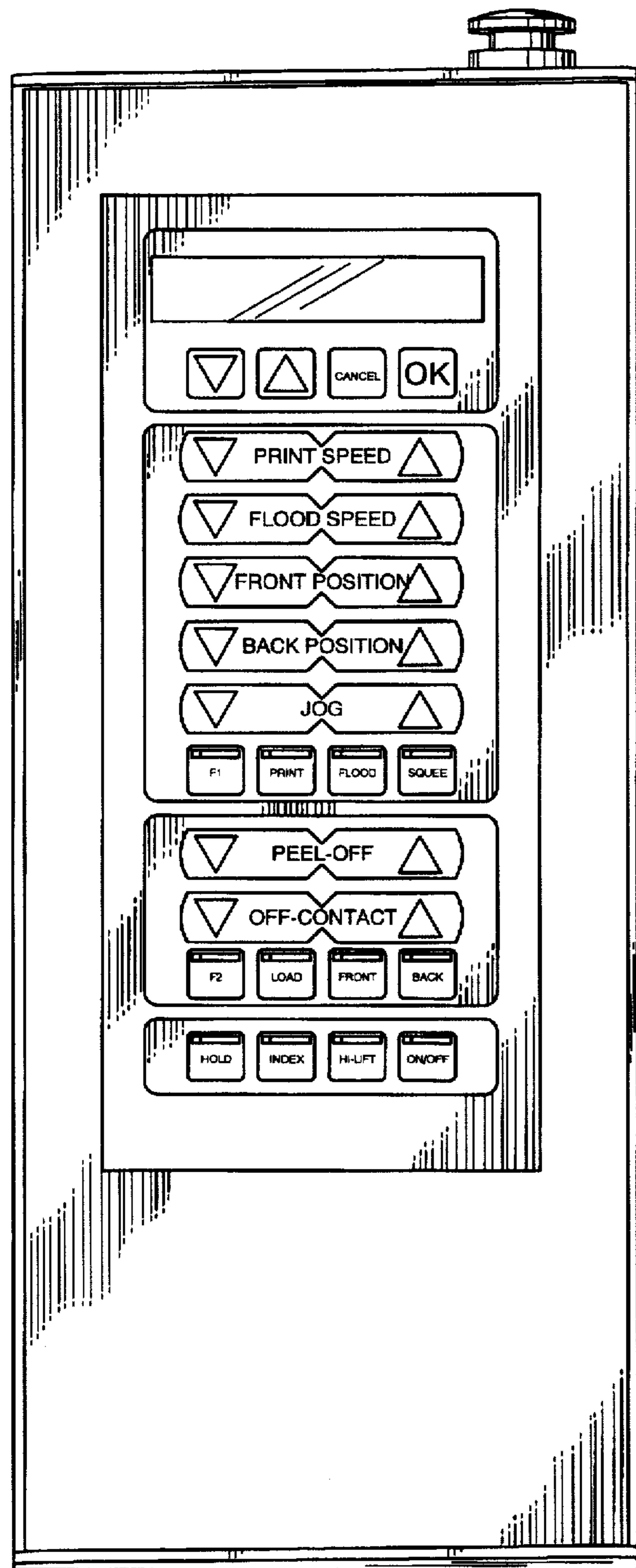
D. 253,288 10/1979 Bobrick et al. .... D13/164

**1 Claim, 4 Drawing Sheets**

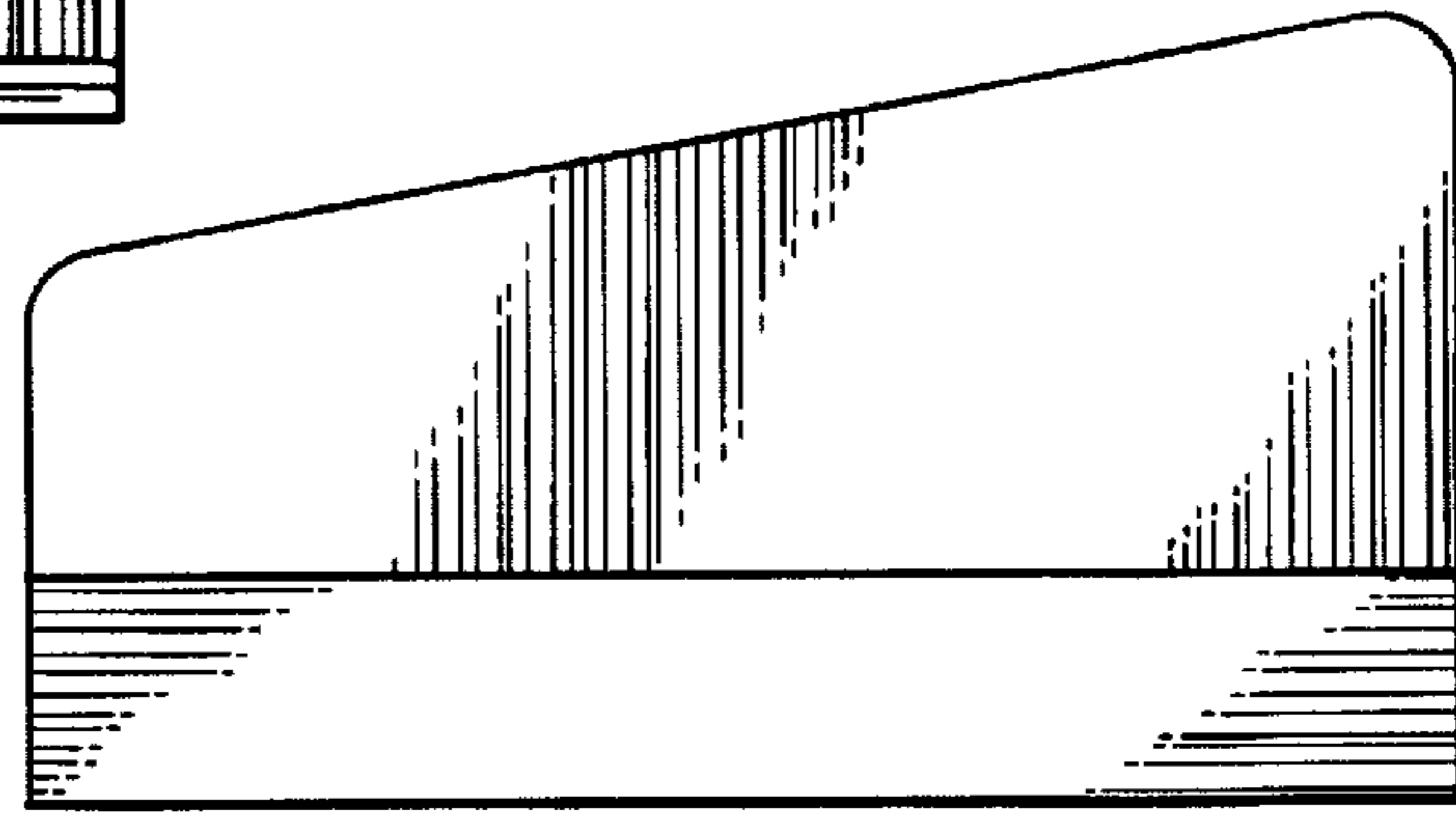


*Fig. 1*






*Fig. 2*




*Fig. 3*

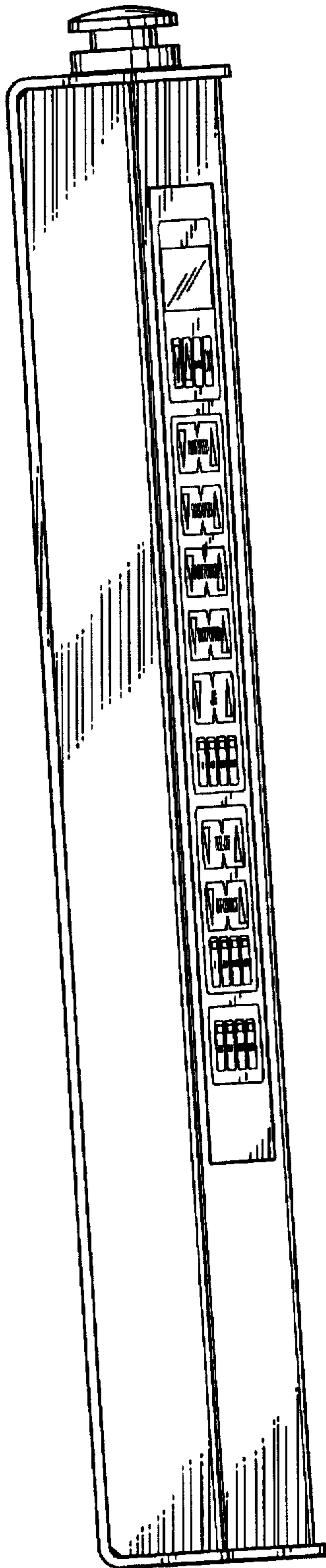
*Fig. 4*



*Fig. 5*



*Fig. 6*



*Fig. 7*

