

US00D384032S

**United States Patent** [19]  
**Lui**

[11] **Patent Number:** **Des. 384,032**  
[45] **Date of Patent:** **\*\*Sep. 23, 1997**

[54] **BATTERY PACK**

[75] **Inventor:** **Tat Nin Lui, Hong Kong, Hong Kong**

[73] **Assignee:** **Choon Nang Electrical Appliance Mfty., Ltd., Hong Kong**

[\*\*] **Term:** **14 Years**

[21] **Appl. No.:** **48,471**

[22] **Filed:** **Dec. 29, 1995**

[30] **Foreign Application Priority Data**

Jul. 5, 1995 [GB] United Kingdom ..... 2048617

[51] **LOC (6) Cl.** ..... **13-02**

[52] **U.S. Cl.** ..... **D13/103**

[58] **Field of Search** ..... D13/101-104,  
D13/107, 108; 429/96-100, 163, 175, 176,  
181, 187

[56] **References Cited**

**U.S. PATENT DOCUMENTS**

D. 301,229 5/1989 Weimann ..... D13/103

D. 306,851 3/1990 Weimann ..... D13/103  
D. 313,391 1/1991 Pudwill ..... D13/103  
D. 334,012 3/1993 Chen ..... D13/103  
D. 335,277 5/1993 Hattori ..... D13/103  
D. 358,126 5/1995 Sakuma ..... D13/103

*Primary Examiner*—A. Hugo Word  
*Assistant Examiner*—Robin V. Taylor  
*Attorney, Agent, or Firm*—Gunn, Lee & Miller, P.C.

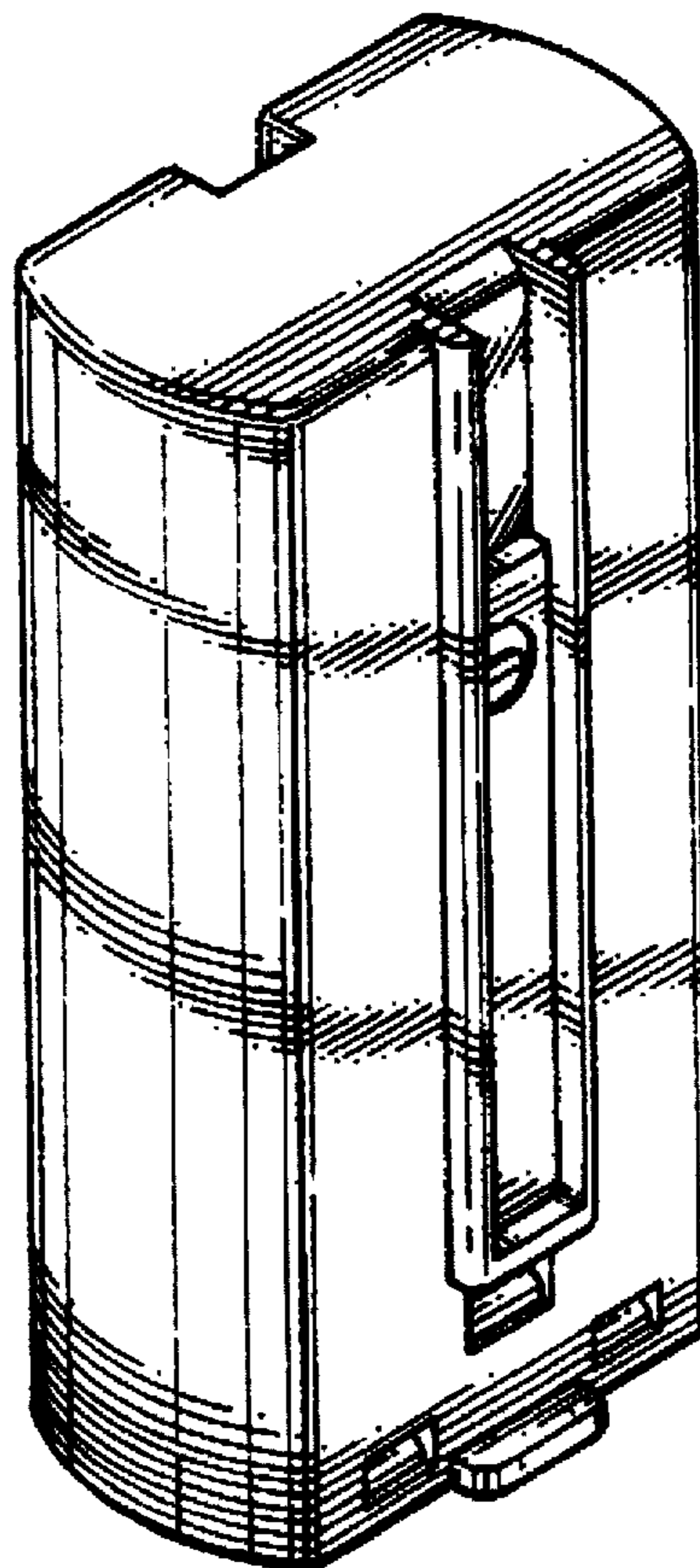
[57] **CLAIM**

The ornamental design for a battery pack, as shown and described.

**DESCRIPTION**

FIG. 1 is a top, front and left side perspective view of a battery pack showing my new design;  
FIG. 2 is a front elevational view thereof;  
FIG. 3 is a rear elevational view thereof;  
FIG. 4 is a right side elevational view thereof (left side corresponds);  
FIG. 5 is a top plan view thereof; and,  
FIG. 6 is a bottom plan view thereof.

**1 Claim, 2 Drawing Sheets**



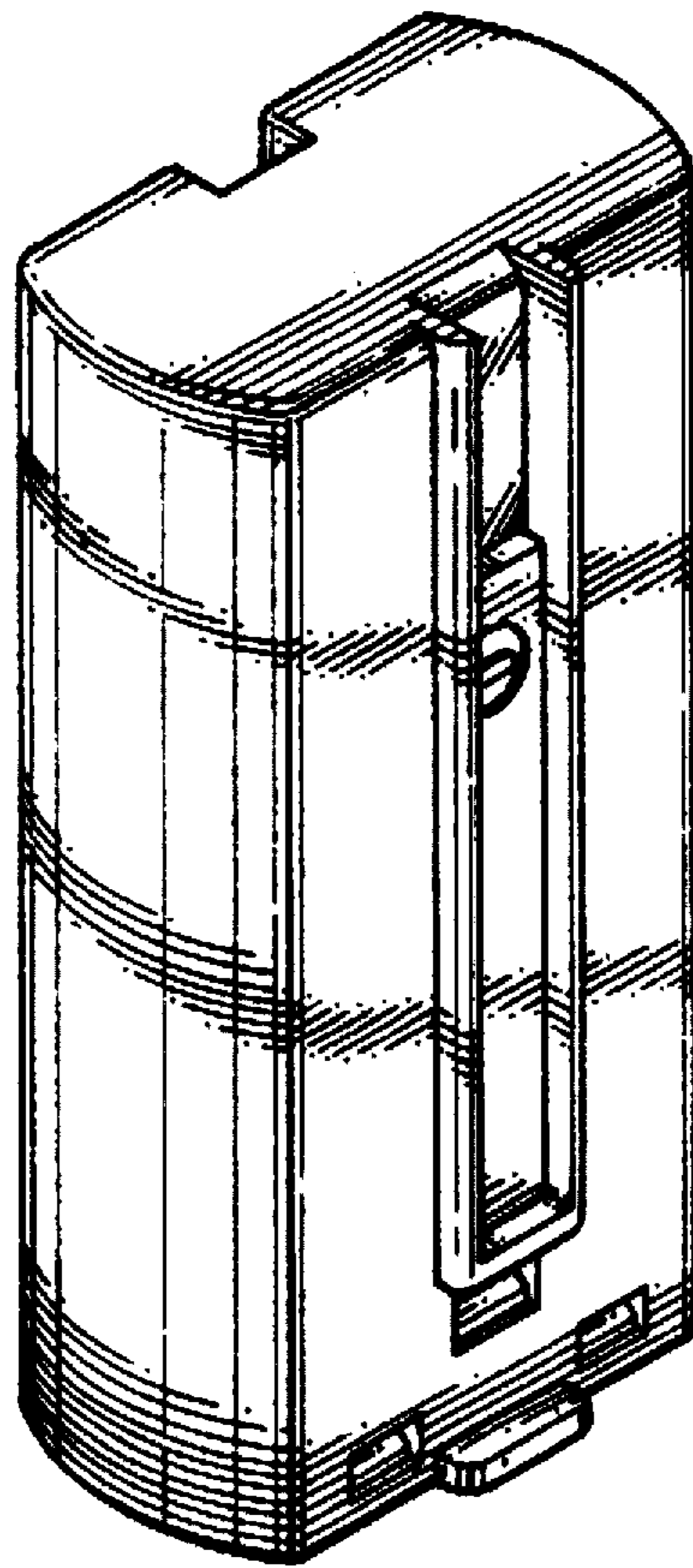


FIG. 1




FIG. 5




FIG. 6

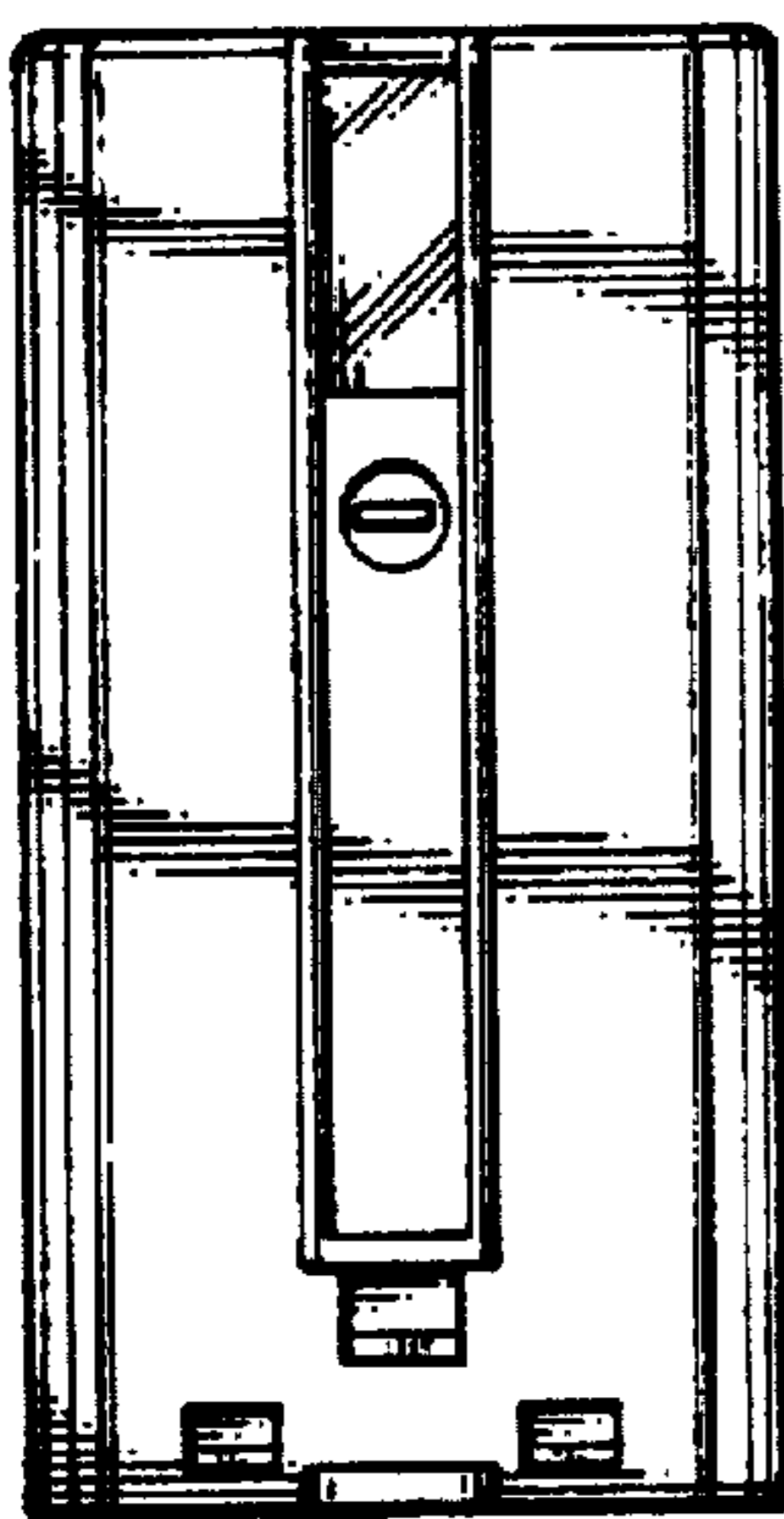


FIG. 2




FIG. 4

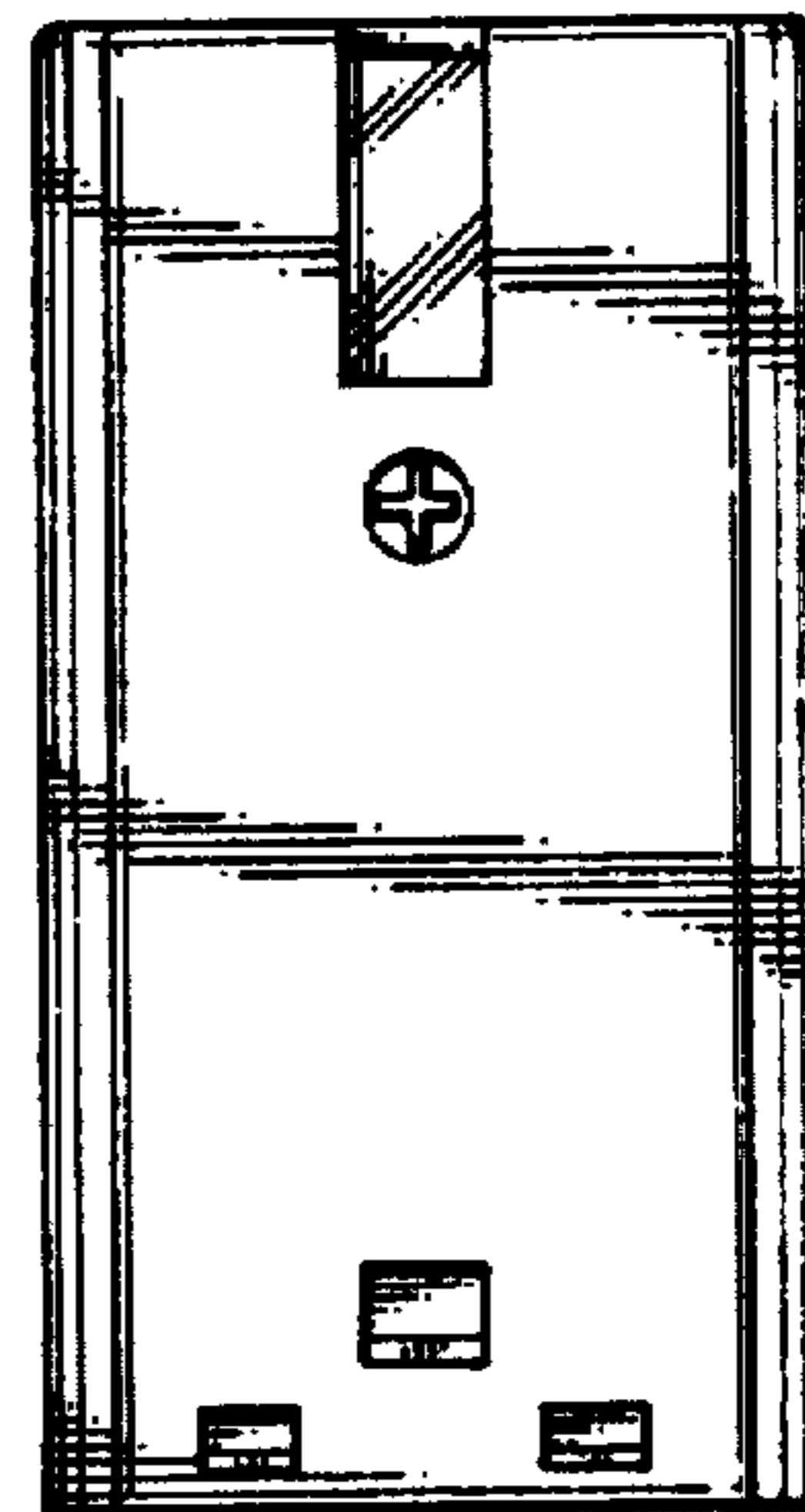


FIG. 3