



US00D383964S

United States Patent [19]

Riley et al.

[11] Patent Number: **Des. 383,964**

[45] Date of Patent: ****Sep. 23, 1997**

- [54] **TOOL HANDLE**
- [75] Inventors: **Paula Riley**, New York; **Kenneth V. Stevens**, Brooklyn, both of N.Y.
- [73] Assignee: **Prescient Partners, L.P.**, New York, N.Y.
- [**] Term: **14 Years**
- [21] Appl. No.: **47,330**
- [22] Filed: **Dec. 1, 1995**

2,593,304	4/1952	Howard	D8/19
3,046,670	7/1962	Wydra	D8/19
3,178,747	4/1965	Peterson	115/143.1
4,275,476	6/1981	Hopkins et al.	30/169
4,536,910	8/1985	Clark	15/236.01

Primary Examiner—Philip S. Hyder

Related U.S. Application Data

- [63] Continuation-in-part of Ser. No. 539,738, Oct. 5, 1995, which is a continuation-in-part of Ser. No. 270,057, Jul. 1, 1994, Pat. No. 5,547,249.
- [51] LOC (6) Cl. **08-05**
- [52] U.S. Cl. **D8/107**
- [58] Field of Search D8/14, 21, 17, D8/19, 88, 107, 99; 81/488, 489, 177.1; D32/46, 48, 49; 30/169; 15/143.1, 236.01; 16/110 R

[57] CLAIM

The ornamental design for a tool handle, as shown and described.

DESCRIPTION

FIG. 1 is a side elevational view of a tool handle showing my new design;

FIG. 2 is a top plane view thereof;

FIG. 3 is a front elevational view thereof;

FIG. 4 is a rear elevational view thereof; and,

FIG. 5 is a bottom plane view thereof.

The broken line showing of the tool ends are for illustrative purposes only and form no part of the claimed design. The broken lines at the end of the claimed subject matter indicate the boundaries of the claimed design.

[56] References Cited

U.S. PATENT DOCUMENTS

D. 351,975 11/1994 Brunner D8/21

1 Claim, 1 Drawing Sheet

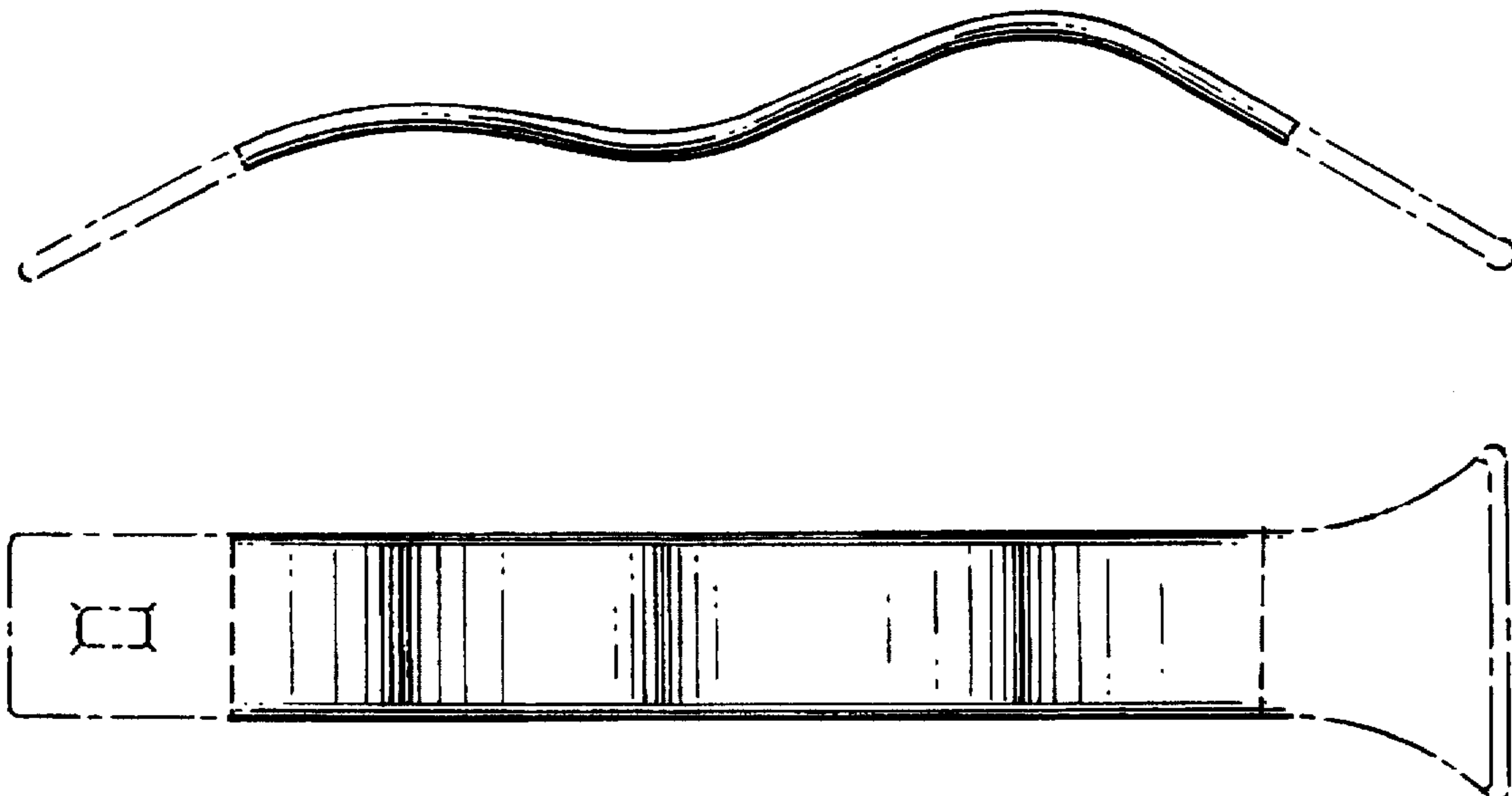


FIG. 1

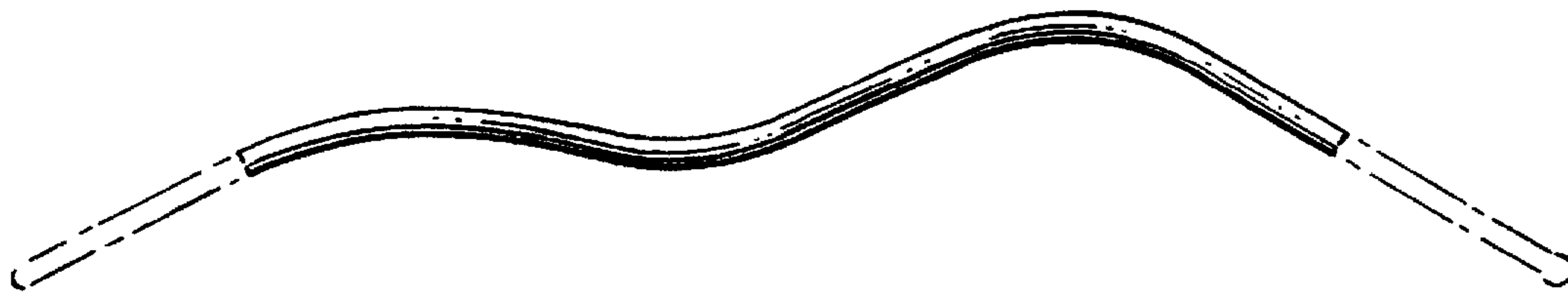


FIG. 2

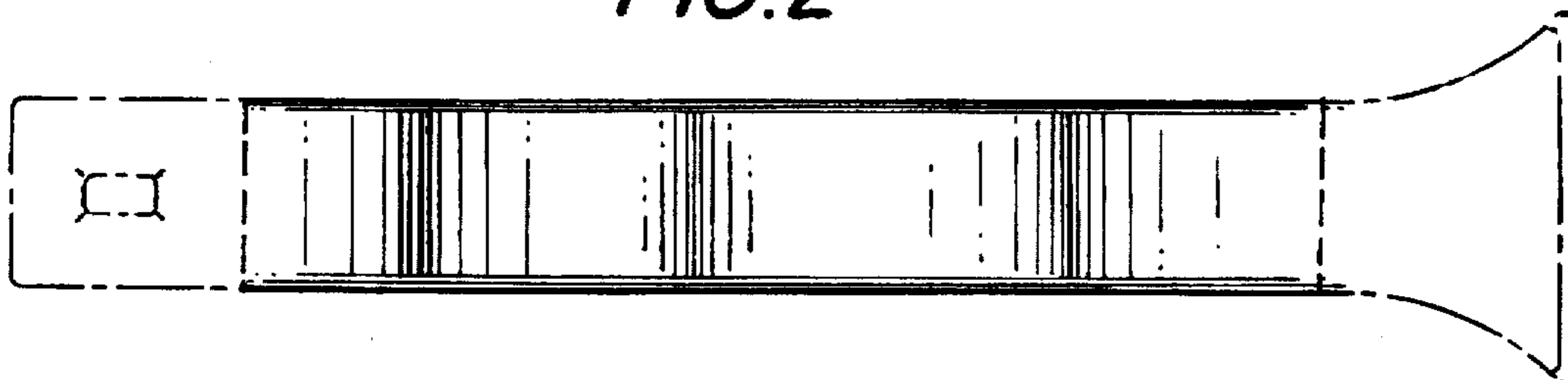


FIG. 3



FIG. 4




FIG. 5

