



US00D383942S

United States Patent [19]

[11] Patent Number: **Des. 383,942**

Rench et al.

[45] Date of Patent: ****Sep. 23, 1997**

[54] CUP

[75] Inventors: **Frederick A. Rench**, Boise; **Michael E. Watanabe**, Nampa, both of Id.

[73] Assignee: **Boise Cascade Corporation**, Boise, Id.

[**] Term: **14 Years**

[21] Appl. No.: **48,620**

[22] Filed: **Jan. 5, 1996**

3,082,900	3/1963	Goodman	229/1.5
3,237,834	3/1966	Davis et al.	229/1.5
3,443,715	5/1969	Edwards	220/9
3,456,860	7/1969	Janninck	D7/523 X
3,468,467	9/1969	Amberg	D7/523 X
3,471,055	10/1969	Edwards	D7/509 X
3,679,119	7/1972	Copping	D7/523 X
3,908,523	9/1975	Shikaya	93/36.01
4,993,580	2/1991	Smith	220/443
5,205,473	4/1993	Coffin, Sr.	229/1.5
5,226,585	7/1993	Varano	229/1.5
5,544,808	8/1996	Aloisi et al.	220/658 X

[51] LOC (6) Cl. **07-01**

[52] U.S. Cl. **D7/529; D7/523; D7/531**

[58] Field of Search **D7/507, 509, 523, D7/514, 524, 525, 527, 529, 531, 533, 536, 513; D11/146, 143, 152, 153, 154; 270/669, 675; 229/400**

Primary Examiner—M. N. Pandozzi
Attorney, Agent, or Firm—Klarquist Sparkman Campbell Leigh & Whinston, LLP

[57] CLAIM

The ornamental design for a cup, as shown and described.

DESCRIPTION

FIG. 1 is a typical side elevational view of a cup showing our new design;

FIG. 2 is a top plan view of the cup of the present invention; and,


FIG. 3 is a bottom plan view of the cup of the present invention.

[56] References Cited

U.S. PATENT DOCUMENTS

D. 196,334	9/1963	Fibish	D7/523 X
D. 289,483	4/1987	Wetter	D7/523
D. 291,040	7/1987	Dart	D7/523
D. 372,398	8/1996	Lamson	D7/509 X
2,300,473	11/1942	Van Winkle	299/4.5
2,617,549	11/1952	Egger	215/100
2,641,402	6/1953	Bruun	229/4.5

1 Claim, 1 Drawing Sheet






FIG. 1

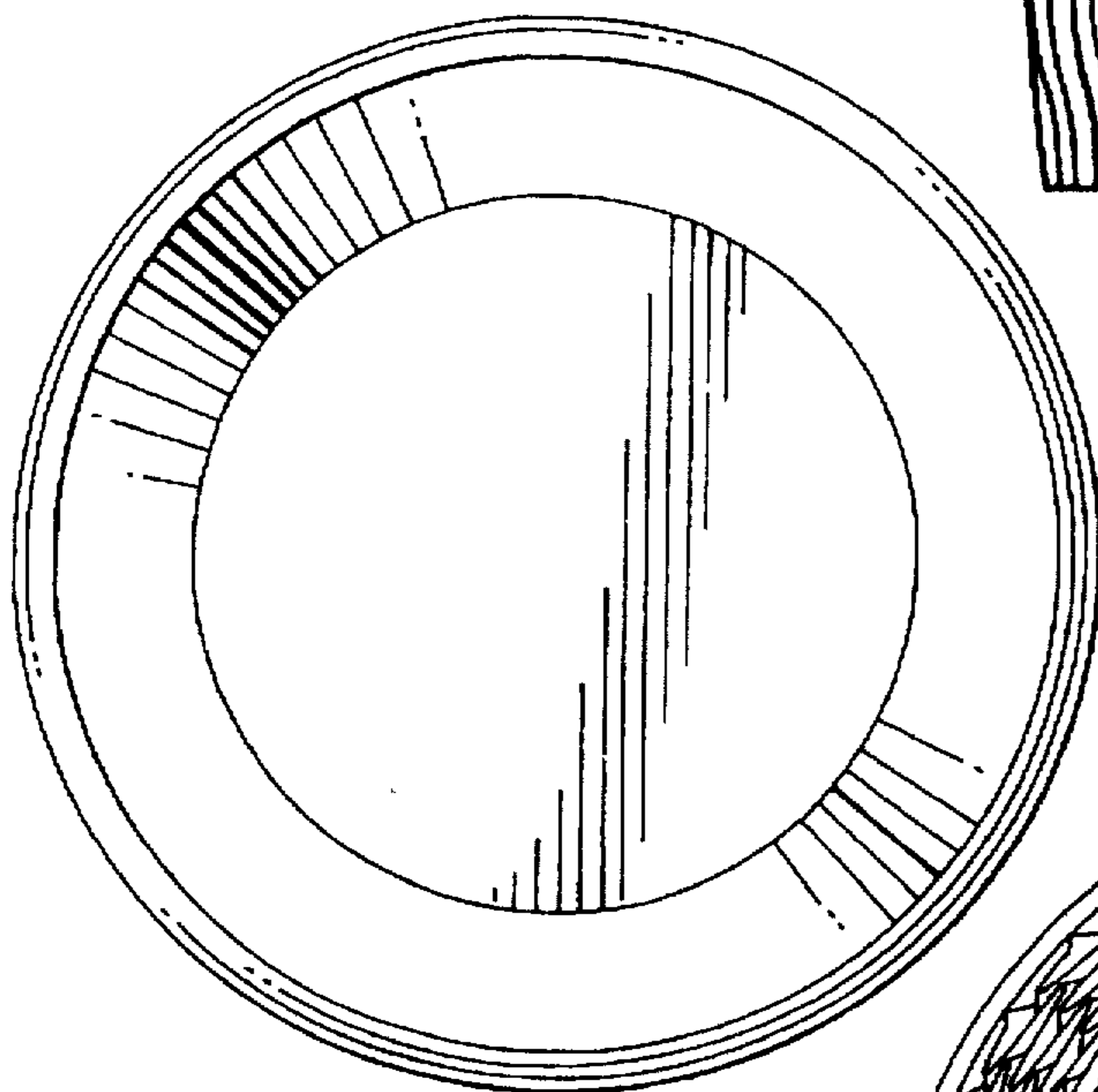


FIG. 2

FIG. 3

