



US00D383939S

United States Patent [19]
Jeppesen et al.

[11] **Patent Number:** **Des. 383,939**
[45] **Date of Patent:** ****Sep. 23, 1997**

[54] **BOWL SEAL**

[75] Inventors: **Hanne Dalsgaard Jeppesen**, Holte;
Jakob Heiberg, Charlottenlund; **Stig Lillielund**, Gentofte, all of Denmark

[73] Assignee: **Dart Industries Inc.**, Orlando, Fla.

[**] Term: **14 Years**

[21] Appl. No.: **48,201**

[22] Filed: **Dec. 22, 1995**

[51] LOC (6) Cl. **07-99**

[52] U.S. Cl. **D7/391; D7/391**

[58] Field of Search **D7/317, 391, 392.1, 629, 615, 392, 536, 597, 300.1, 590; D28/91, 82, 77; D9/435, 454, 443; 220/377, 356, 306**

[56] **References Cited**
U.S. PATENT DOCUMENTS
D. 309,554 7/1990 Meisner .

4,091,953 5/1978 Daenen .
5,409,126 4/1995 DeMars .

Primary Examiner—M. N. Pandozzi
Attorney, Agent, or Firm—John A. Doninger

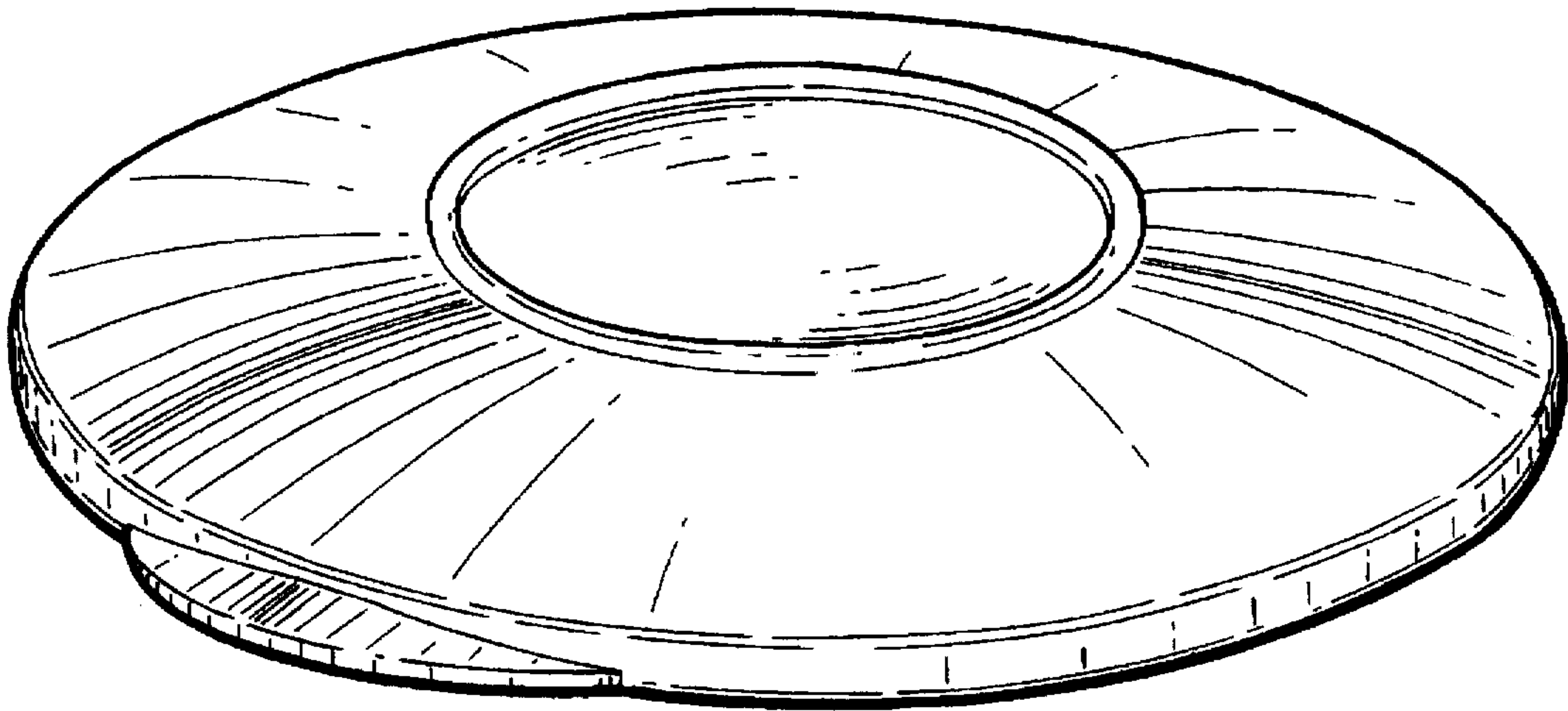
[57] **CLAIM**

The ornamental design for a bowl seal, as shown and described.

DESCRIPTION

FIG. 1 is top, front and side perspective view of a bowl seal showing our new design;
FIG. 2 is a top plan view thereof;
FIG. 3 is a bottom plan view thereof;
FIG. 4 is a front elevation view thereof;
FIG. 5 is a rear elevation view thereof;
FIG. 6 is a right side elevation view thereof;
FIG. 7 is a left side elevation view thereof;
FIG. 8 is a cross-section thereof taken on line 8—8 in FIG. 2; and,
FIG. 9 is a cross-section thereof taken on line 9—9 in FIG. 2.

1 Claim, 3 Drawing Sheets



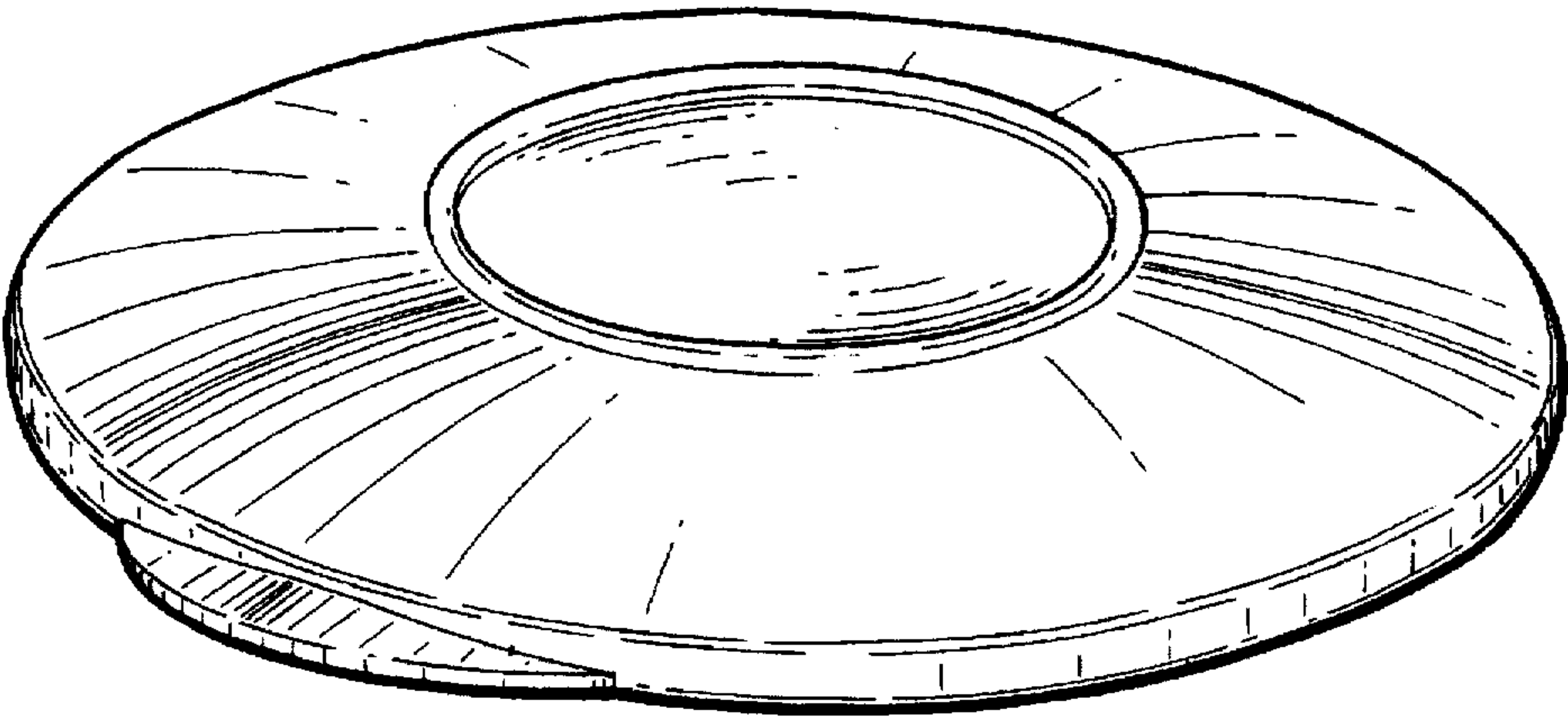


FIG. 1

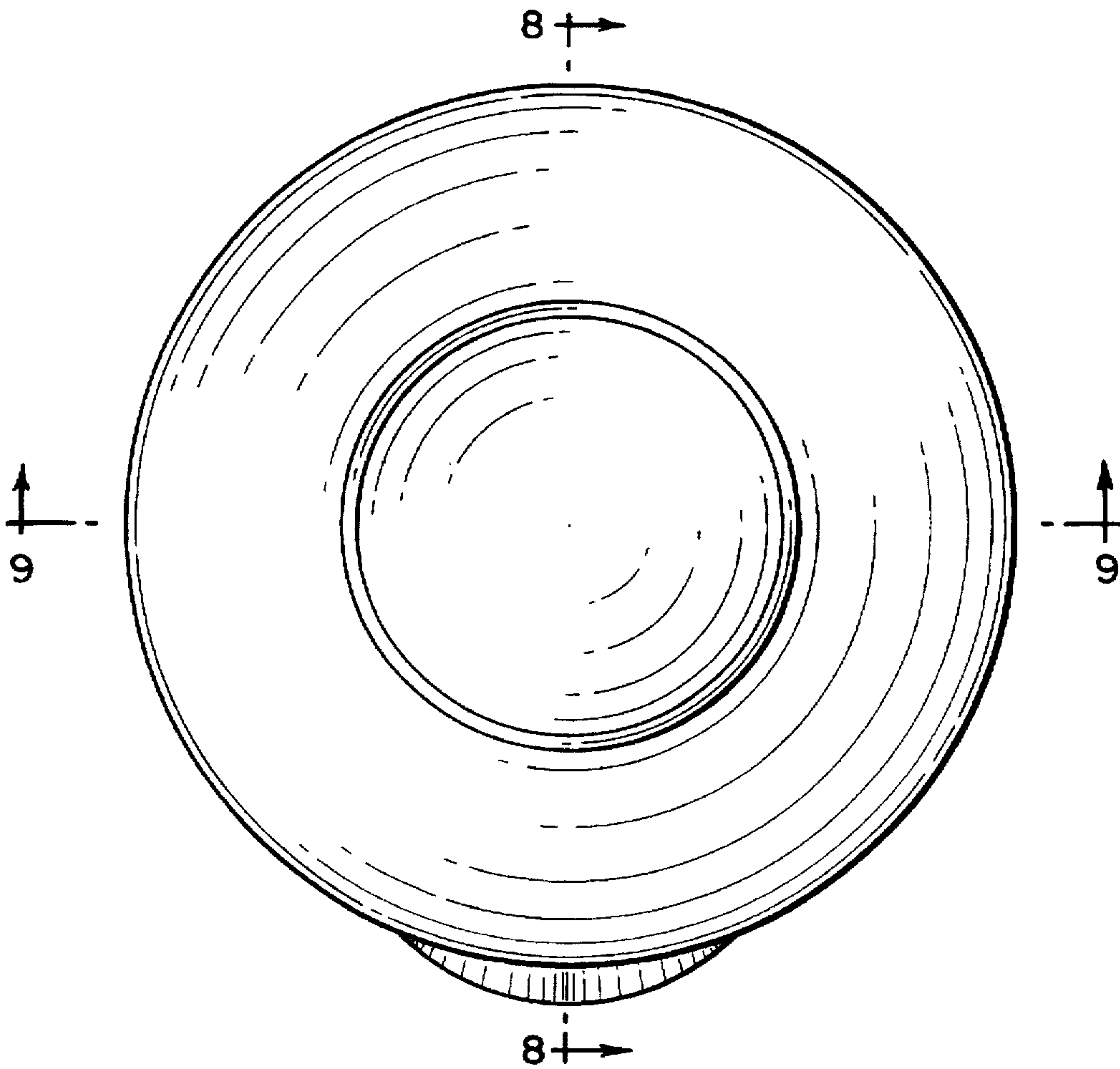


FIG. 2

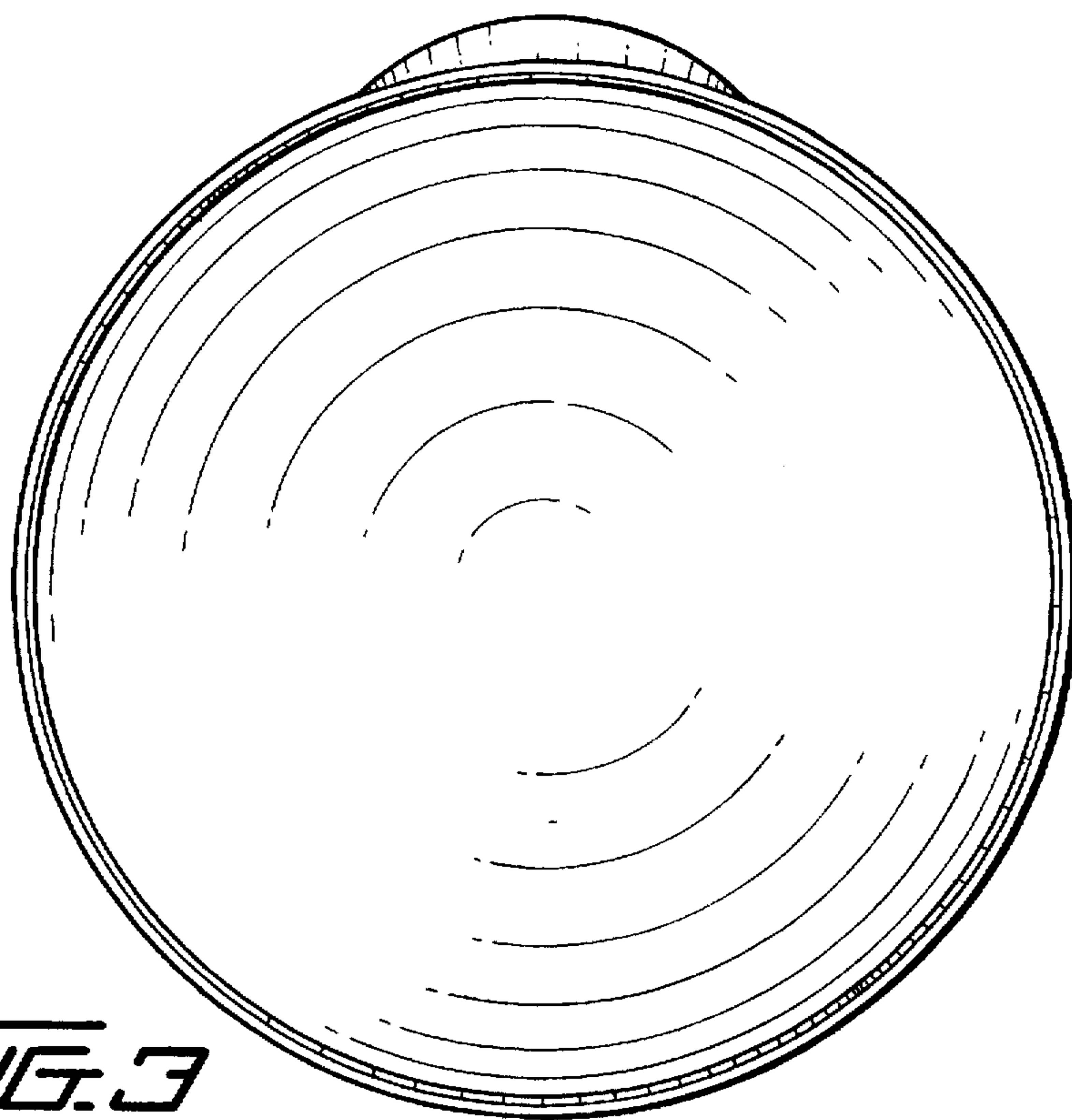


FIG. 3




FIG. 4




FIG. 5

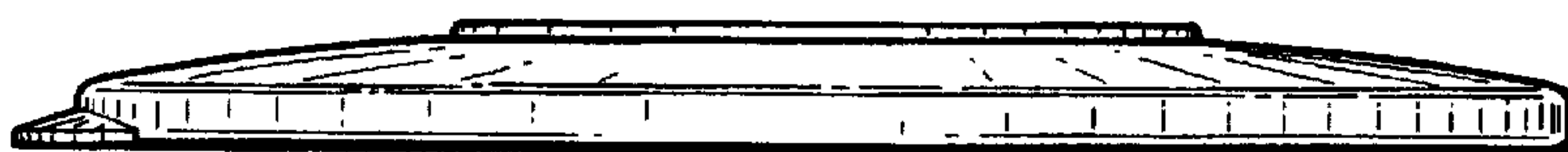


FIG. 6




FIG. 7




FIG. 8




FIG. 9