



US00D383938S

United States Patent [19]
Littmann

[11] **Patent Number: Des. 383,938**
[45] **Date of Patent: **Sep. 23, 1997**

[54] **HAND HELD ELECTRIC MIXER**

[75] **Inventor: Ludwig Littmann, Kronberg, Germany**

[73] **Assignee: Braun Aktiengesellschaft, Kronberg, Germany**

[**] **Term: 14 Years**

[21] **Appl. No.: 56,387**

[22] **Filed: Jun. 27, 1996**

[30] **Foreign Application Priority Data**

Dec. 27, 1995 [DE] Germany M9510164.0

[51] **LOC (6) Cl. 31-00**

[52] **U.S. Cl. D7/376; D7/379**

[58] **Field of Search D7/376-380, 413; 366/129, 130, 197, 199, 204, 205, 314**

[56] **References Cited**

U.S. PATENT DOCUMENTS

D. 271,176	11/1983	Zimnowicz	D7/379
D. 345,076	3/1994	Saltet	D7/376
D. 358,293	5/1995	Sebastia	D7/376
D. 361,241	8/1995	Littmann	D7/376

OTHER PUBLICATIONS

Home Furnishings Dealer; HFD; Dec. 18, 1989; p. 58; Kenwood mixer top middle.

Primary Examiner—Caron D. Veynar
Attorney, Agent, or Firm—Fish & Richardson, P.C.

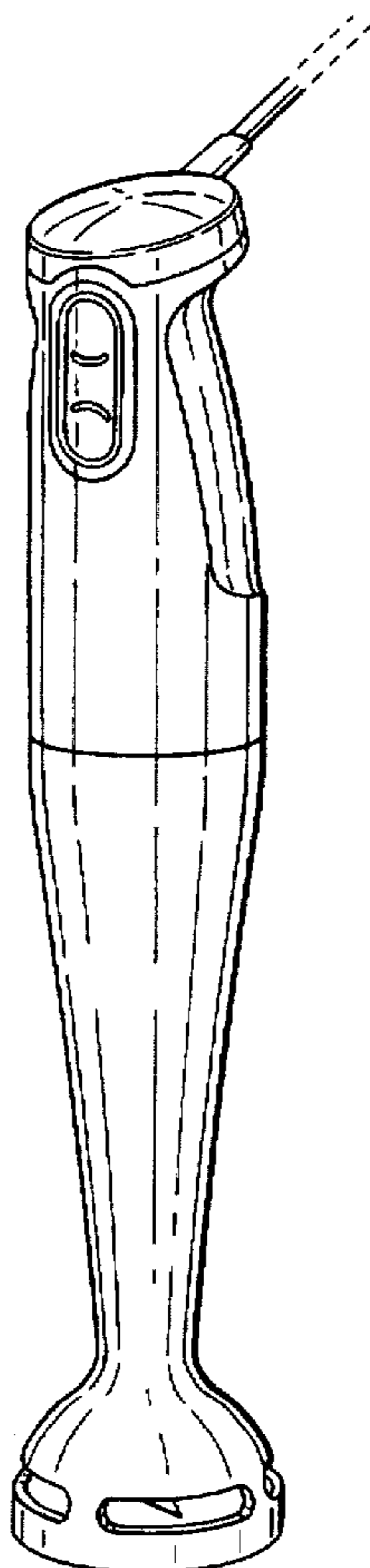
[57] **CLAIM**

The ornamental design for a hand held electric mixer, as shown and described.

DESCRIPTION

FIG. 1 is a perspective front elevational view of a hand held electric mixer from above, showing my design; FIG. 2 is a front view of the appliance of FIG. 1; FIG. 3 is a right-side view of the appliance of FIG. 2; FIG. 4 is a left-side view of the appliance of FIG. 2; FIG. 5 is a rear view of the appliance of FIG. 2; FIG. 6 is a top plan view of the appliance of FIG. 2; and, FIG. 7 is a bottom plan view of the appliance of FIG. 2. The broken line showing of part of a power cord is for illustrative purposes only and forms no part of the claimed design.

1 Claim, 3 Drawing Sheets



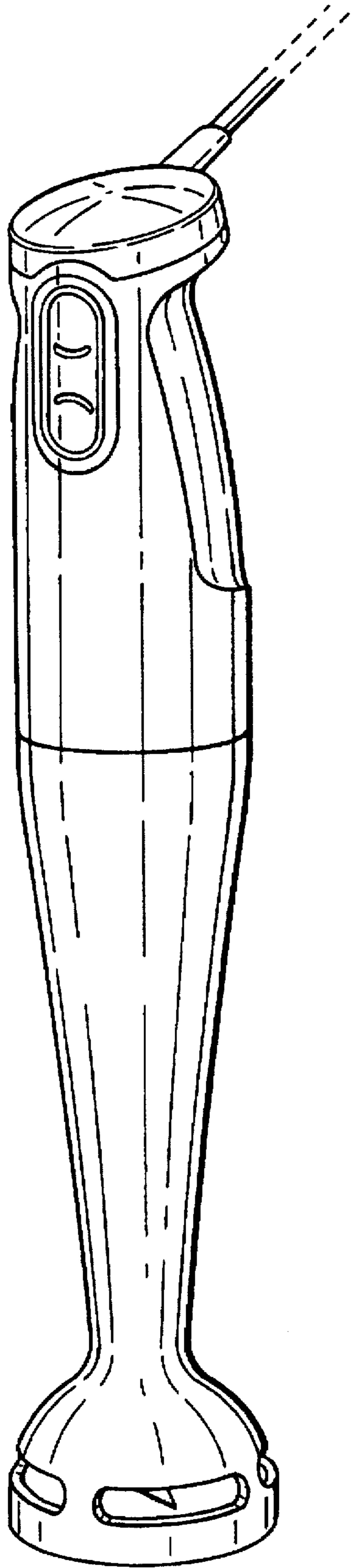


Fig. 1

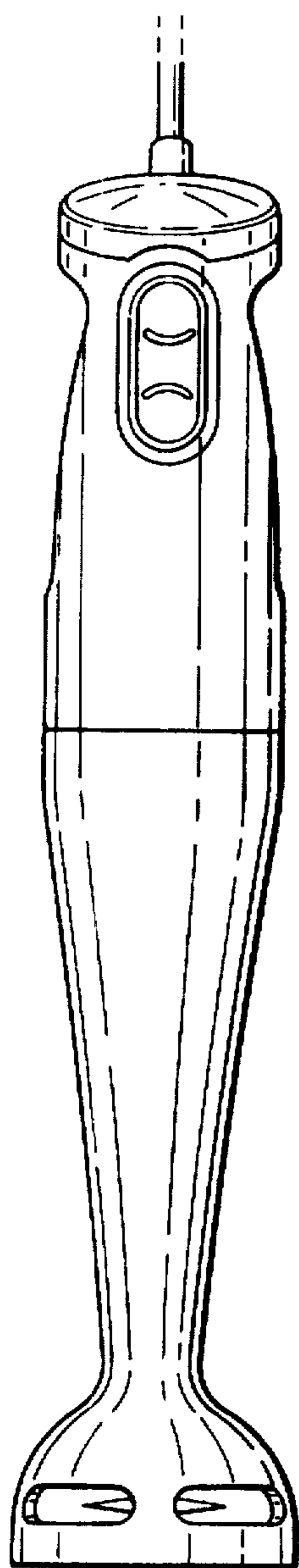


Fig. 2

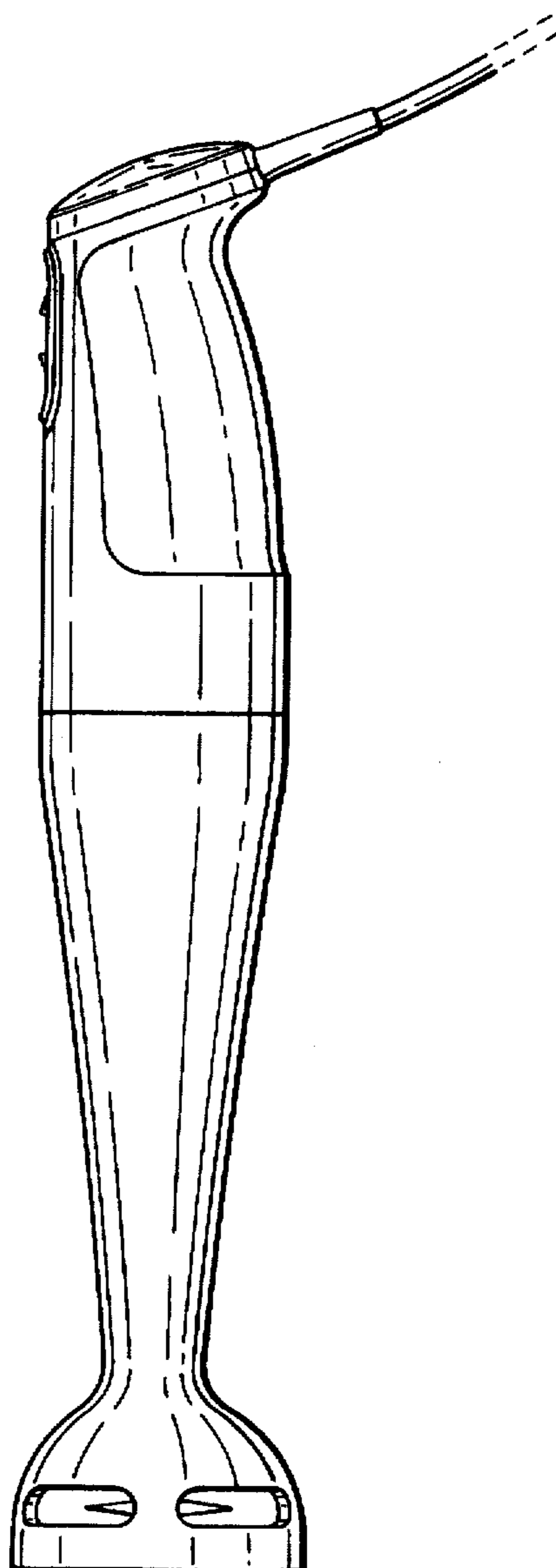


Fig. 3

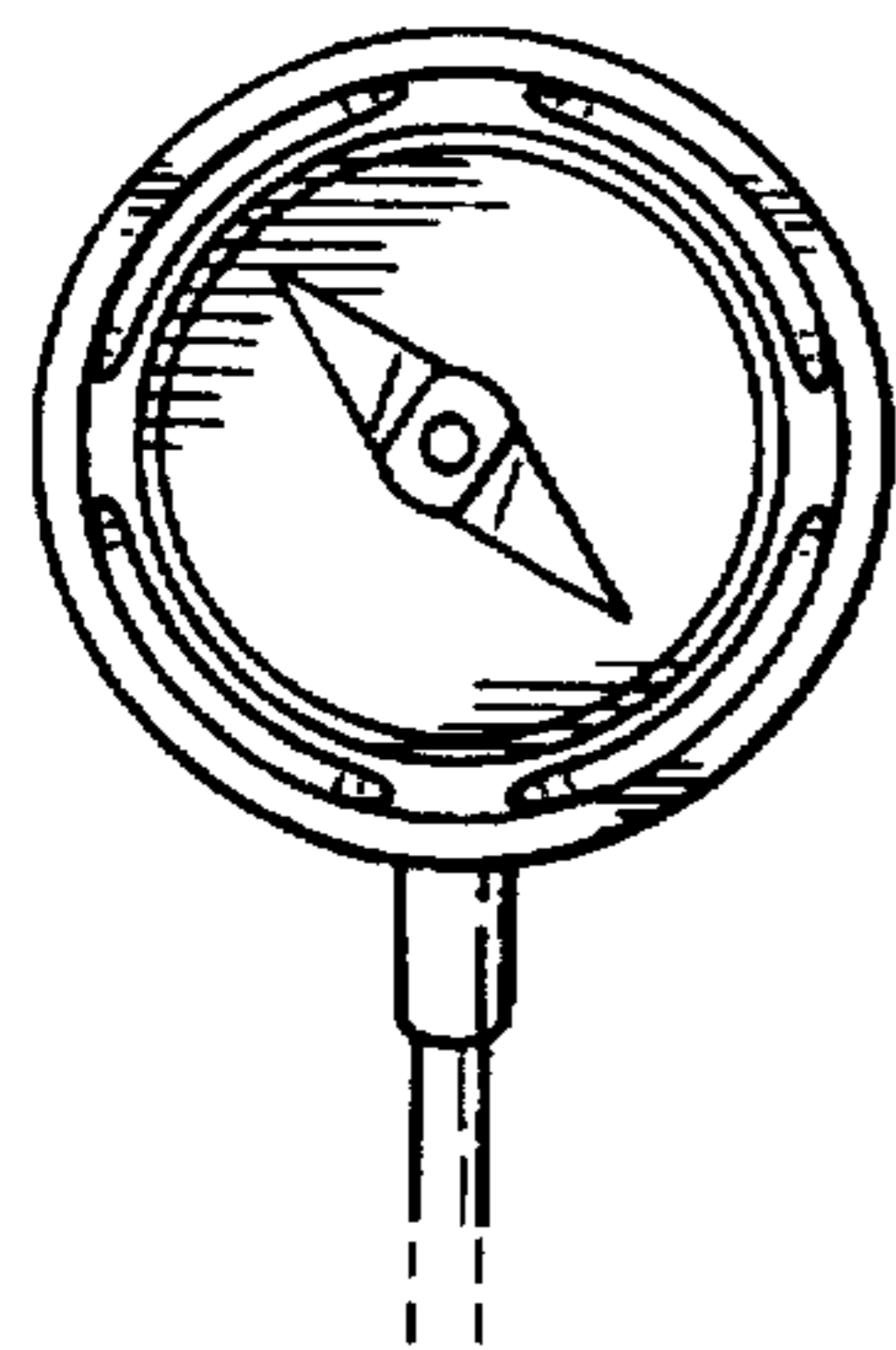


Fig. 7




Fig. 6

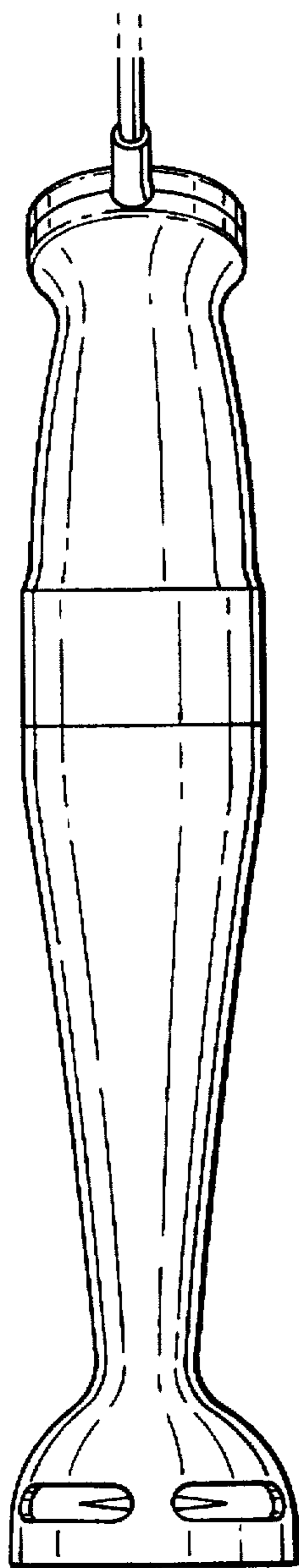


Fig. 5

Fig. 4

