

US00D383937S

# United States Patent [19] Myers

[11] Patent Number: Des. 383,937  
[45] Date of Patent: \*\*Sep. 23, 1997

[54] JEWELRY CLOSET

[76] Inventor: Craig A. Myers, 1160 W. 3rd St.,  
Colby, Kans. 67701

[\*\*] Term: 14 Years

[21] Appl. No.: 52,020

[22] Filed: Mar. 21, 1996

[51] LOC (6) Cl. .... 06-04

[52] U.S. Cl. .... D6/559; D6/444

[58] Field of Search ..... D6/396, 432-448,  
D6/559, 561; 312/224, 225, 226, 227, 204,  
2

[56] **References Cited**

**U.S. PATENT DOCUMENTS**

D. 237,234	10/1975	Wertz	.....	D6/559
D. 243,136	1/1977	Foster	.....	D6/559
D. 280,876	10/1985	Chabanet	.....	D6/559
D. 297,087	8/1988	Fortescue	.....	D6/559
D. 303,894	10/1989	Baus	.....	D6/559
D. 321,451	11/1991	Greve	.....	D6/559
D. 366,796	2/1996	Crowley	.....	D6/559
4,076,350	2/1978	Crist	.....	312/245
4,209,212	6/1980	McGoldrick	.....	312/245
5,141,300	8/1992	Ciesla	.....	312/204
5,163,745	11/1992	Zagata	.....	312/242
5,368,378	11/1994	Curtis	.....	312/204

Primary Examiner—Carmen H. Vales-Lado  
Attorney, Agent, or Firm—Dorr, Carson, Sloan & Birney,  
P.C.



[57] **CLAIM**

The ornamental design for a jewelry closet, as shown and described.

**DESCRIPTION**

FIG. 1 is a front perspective view of a jewelry closet showing my new design;  
FIG. 2 is a front elevational view thereof;  
FIG. 3 is a front elevational view with the door opened;  
FIG. 4 is a right side elevational view of FIG. 2;  
FIG. 5 is a left side elevational view thereof;  
FIG. 6 is a rear elevational view thereof;  
FIG. 7 is a top plan view thereof;  
FIG. 8 is a bottom plan view thereof;  
FIG. 9 is a front perspective view of an alternate embodiment of the jewelry closet shown in FIG. 1;  
FIG. 10 is a front elevational view thereof;  
FIG. 11 is a front elevational view with the door opened;  
FIG. 12 is a right side elevational view of FIG. 10;  
FIG. 13 is a left side elevational view of FIG. 10;  
FIG. 14 is a rear elevational view thereof;  
FIG. 15 is a top plan view thereof; and,  
FIG. 16 is a bottom plan view thereof.

1 Claim, 6 Drawing Sheets



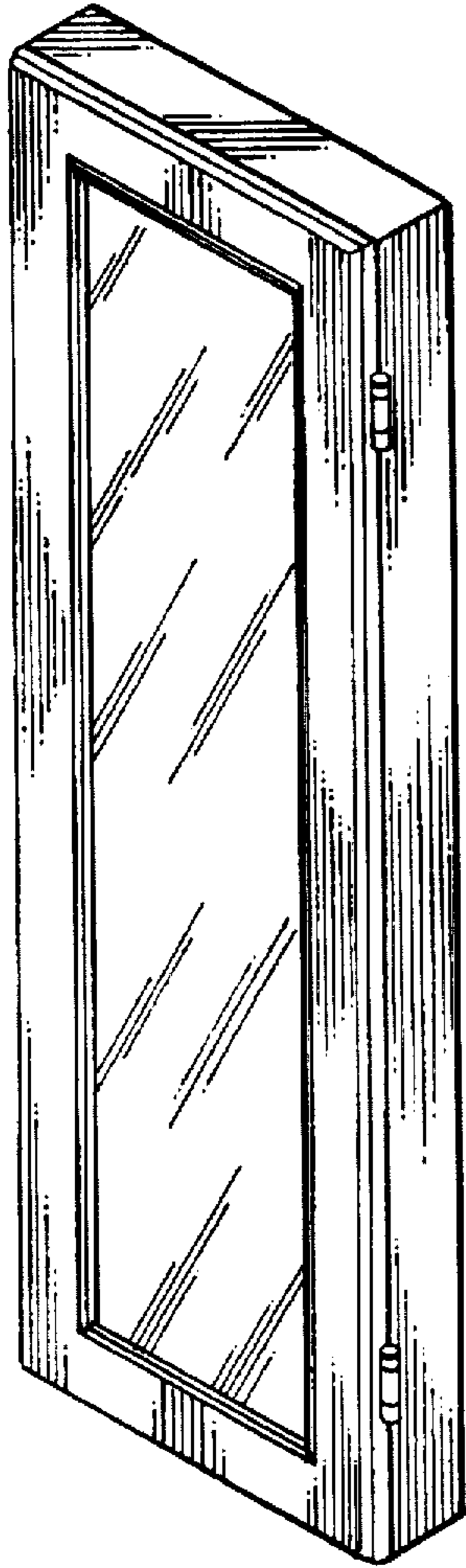


Fig. 1

Fig. 3

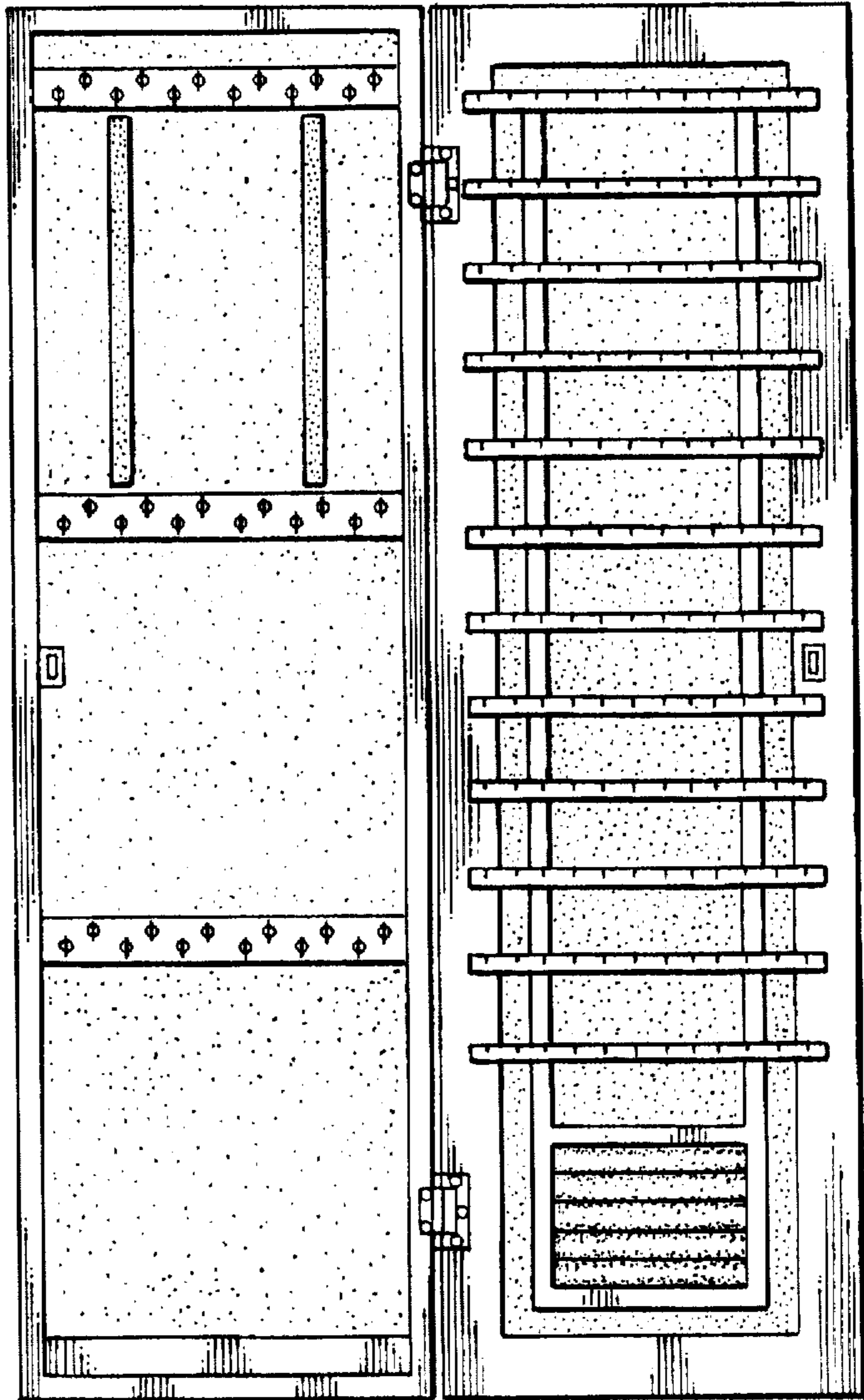


Fig. 5

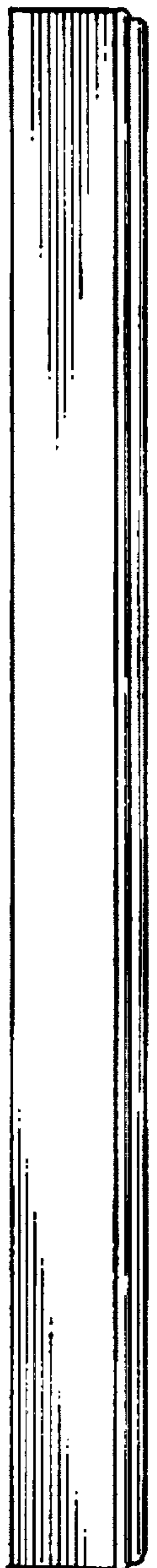


Fig. 2

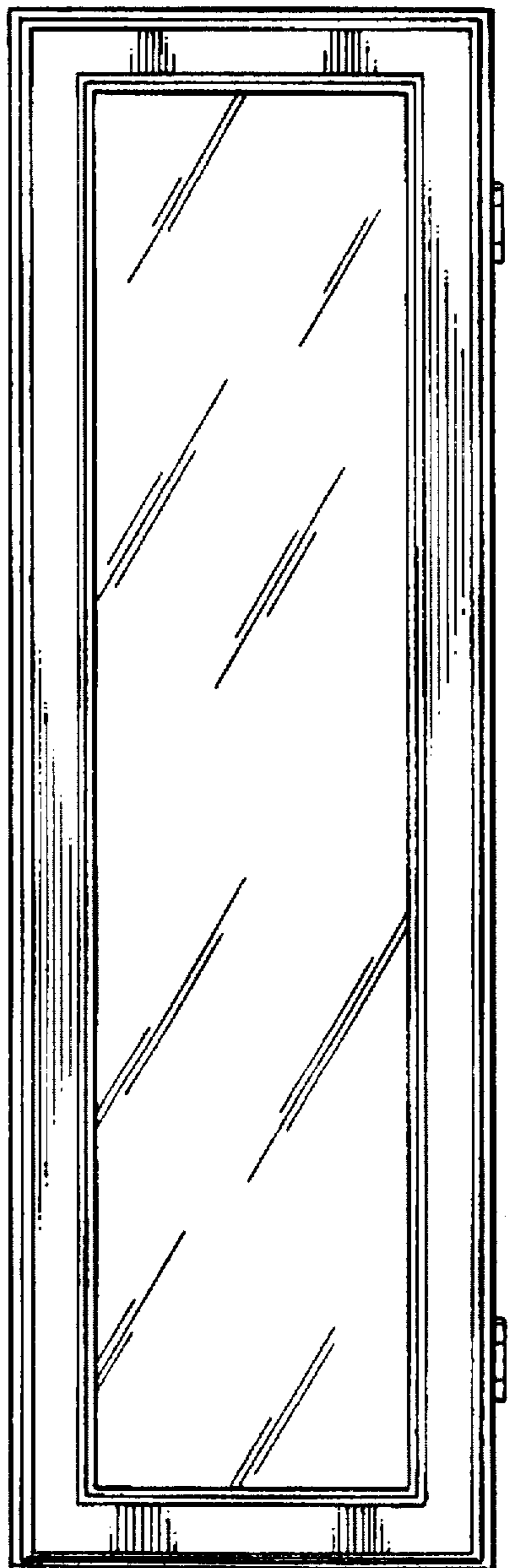


Fig. 4






Fig. 7




Fig. 6

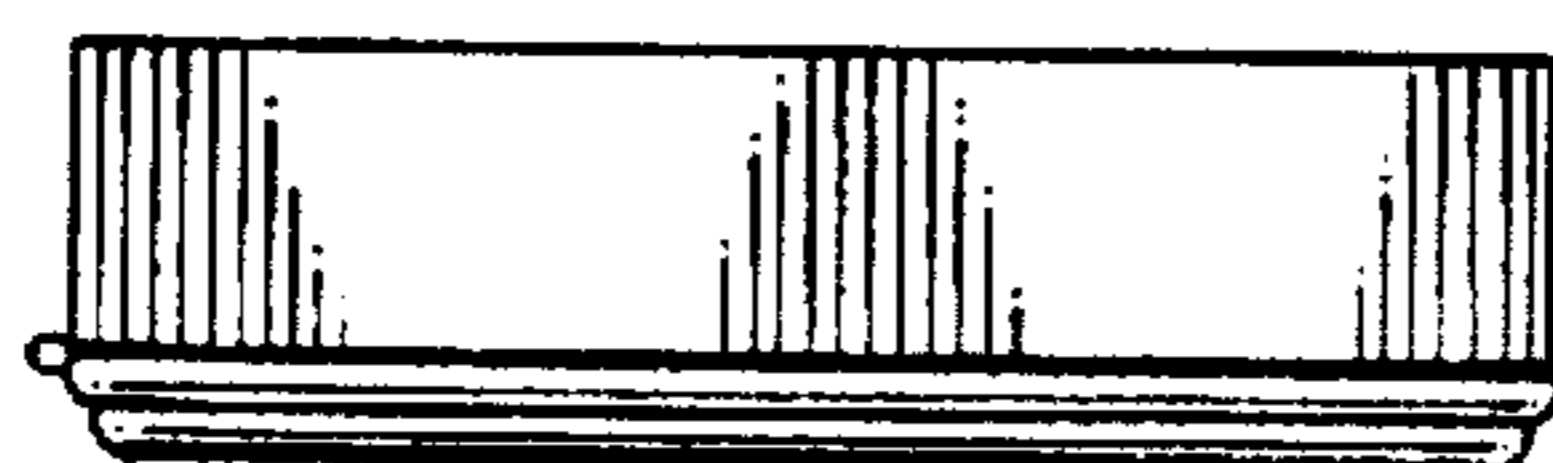


Fig. 8






Fig. 9

Fig. 11

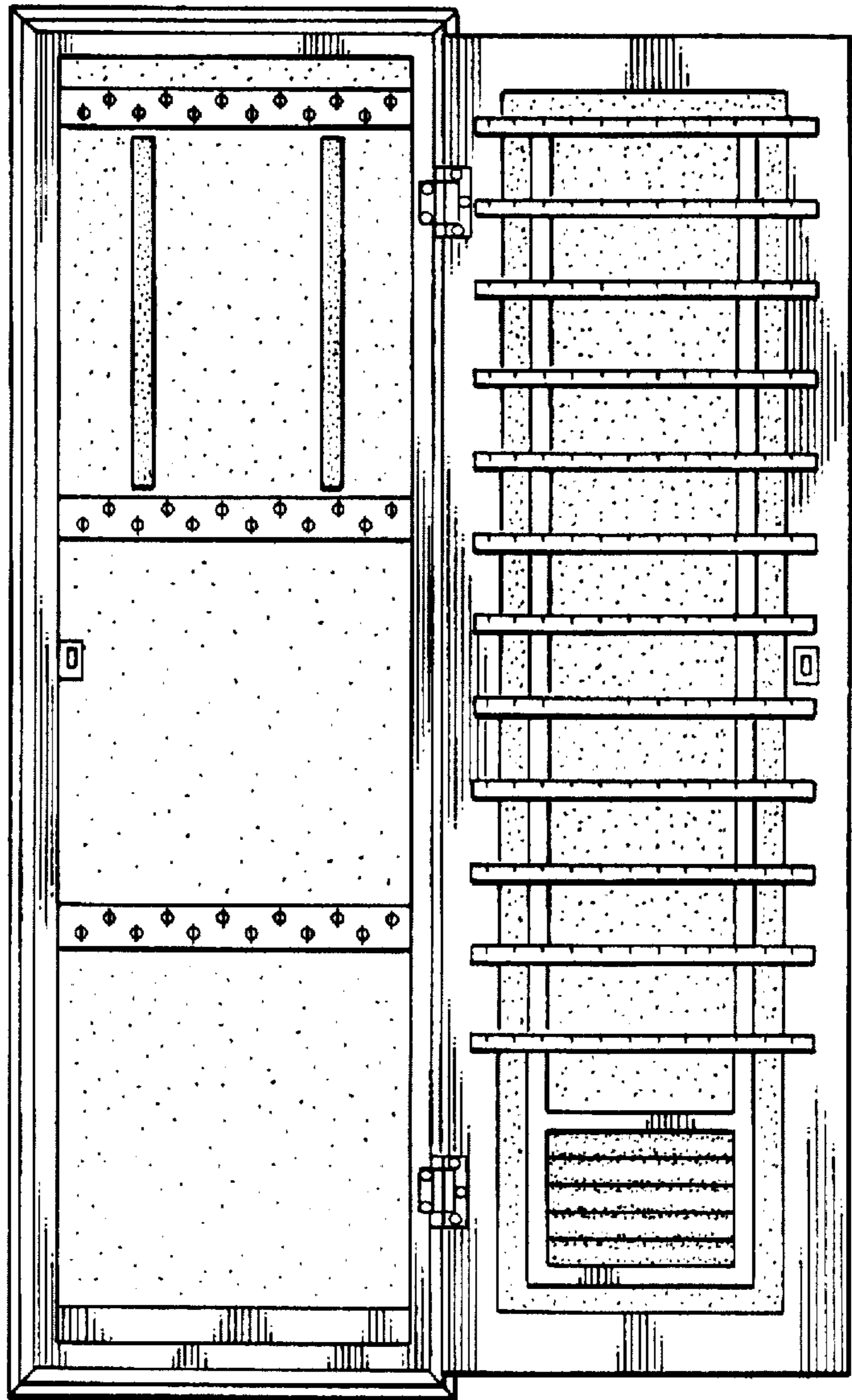


Fig. 13



Fig. 10

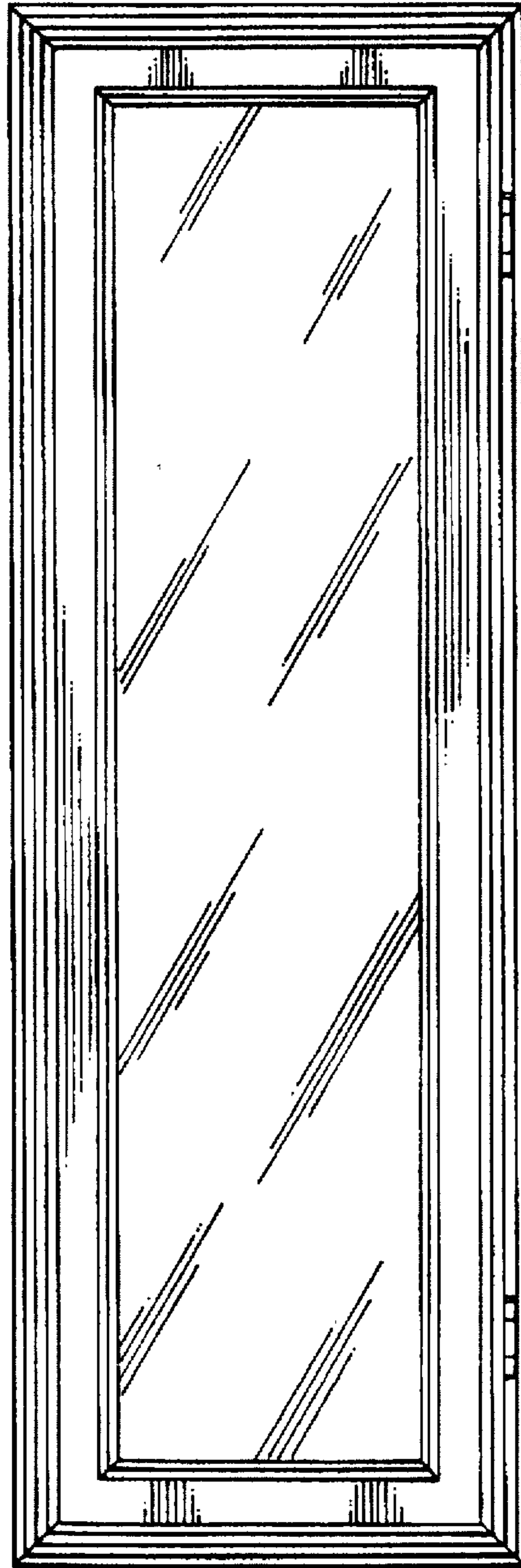


Fig. 12





Fig. 15




Fig. 14



Fig. 16