



US00D383925S

**United States Patent** [19]  
**Ahlberg**

[11] **Patent Number: Des. 383,925**

[45] **Date of Patent: \*\*Sep. 23, 1997**

[54] **SIDE SECTION FOR A DISPLAY ARRANGEMENT**  
[76] **Inventor: Erik Ola Ahlberg, S:t Eriksgatan 109, 113 31 Stockholm, Sweden**

2,990,203 6/1961 Grover et al. .... D25/122 X  
4,612,744 9/1986 Shamash ..... 52/243.1 X  
4,865,111 9/1989 Perutz ..... 160/135  
5,242,241 9/1993 Nelson ..... 160/135 X  
5,439,043 8/1995 Carter ..... 160/135

[\*\*] **Term: 14 Years**

*Primary Examiner—Janice E. Seeger  
Attorney, Agent, or Firm—Burns, Doane, Swecker & Mathis, L.L.P.*

[21] **Appl. No.: 48,628**

[22] **Filed: Jan. 5, 1996**

[57] **CLAIM**

[30] **Foreign Application Priority Data**

The ornamental design for a side section for a display arrangement, as shown and described.

Jul. 12, 1995 [SE] Sweden ..... 95-1372

**DESCRIPTION**

[51] **LOC (6) Cl. .... 06-06**

[52] **U.S. Cl. .... D6/491; D6/509; D6/495; D20/99; D25/126**

FIG. 1 is a perspective view of a side section for a display arrangement;  
FIG. 2 is a perspective front view of the bar or rail portion of the side section for a display arrangement illustrated in FIG. 1, shown for convenience of illustration;  
FIG. 3 is a perspective rear view of a side section for a display arrangement; and,  
FIG. 4 is a perspective rear view of the bar or rail portion of the side section for a display arrangement illustrated in FIG. 1, shown for convenience of illustration.

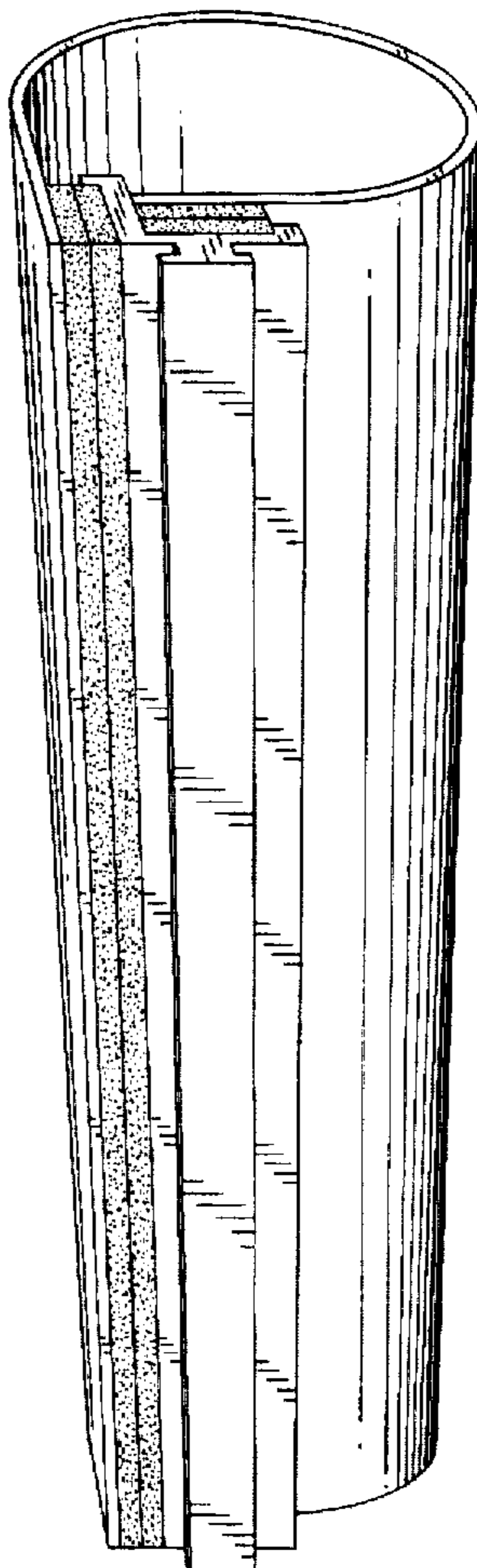
[58] **Field of Search .... D6/491, 492, 494, D6/495, 479, 509, 332; D25/58, 119, 120, 122, 124, 126; D20/10, 28, 40; D8/382; 52/239, 241, 243.1; 160/135; 211/191**

[56] **References Cited**

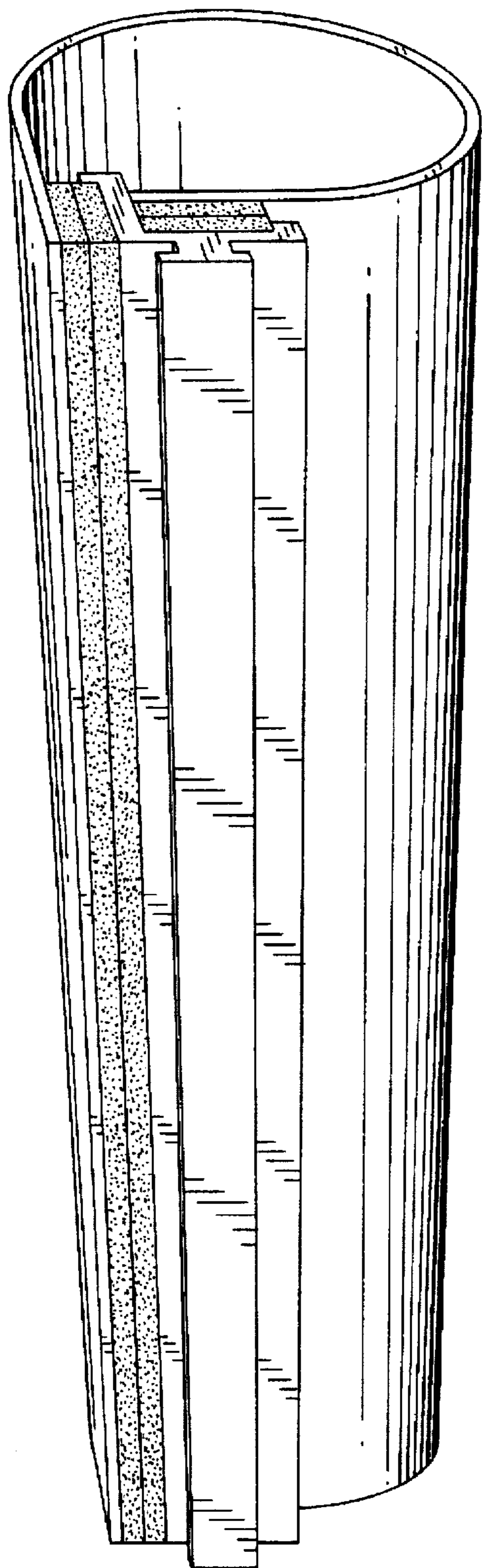
**U.S. PATENT DOCUMENTS**

D. 375,600 11/1996 Hirano et al. .... D25/122 X

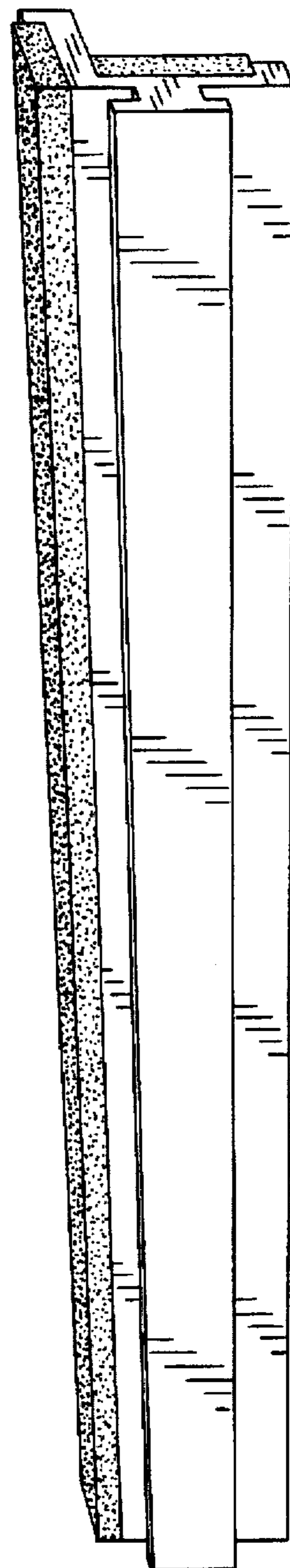
**1 Claim, 2 Drawing Sheets**



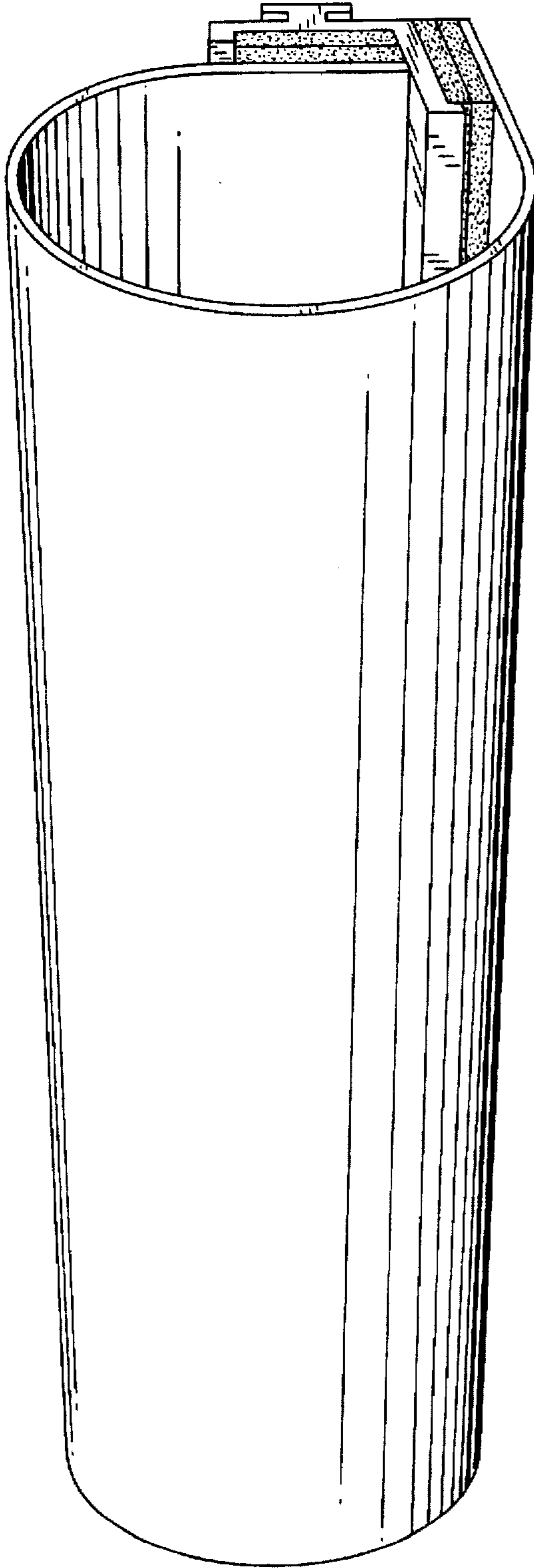
*Fig. 1*



*Fig. 2*



*Fig. 3*



*Fig. 4*

