

US00D383918S

# United States Patent [19] Prince

[11] Patent Number: **Des. 383,918**

[45] Date of Patent: **\*\*Sep. 23, 1997**

[54] **LAP TOP DESK**

[75] Inventor: **Michael Prince, Chicago, Ill.**

[73] Assignee: **Selfix, Inc., Chicago, Ill.**

[\*\*] Term: **14 Years**

[21] Appl. No.: **46,286**

[22] Filed: **Nov. 13, 1995**

[51] LOC (6) Cl. .... **06-03**

[52] U.S. Cl. .... **D6/406; D6/511; D6/419**

[58] Field of Search ..... **D6/406, 339, 511,  
D6/419; D12/415; D19/52; D21/59; 108/44,  
43; D7/530**

D. 360,647	7/1995	Volk et al. ....	D19/52 X
D. 363,511	10/1995	Hui .....	D21/59
D. 374,357	10/1996	McCray et al. ....	D6/406
4,672,898	6/1987	Davidson .....	D6/511
5,081,936	1/1992	Drieling .....	108/43

*Primary Examiner*—M. N. Pandozzi  
*Attorney, Agent, or Firm*—Dressler, Rockey, Milnamow & Katz, Ltd.

### [57] CLAIM

The ornamental design for a lap top desk, as shown and described.

### DESCRIPTION

FIG. 1 is a top perspective view of a lap top desk showing my new design;  
FIG. 2 is a top plan view thereof;  
FIG. 3 is a front elevational view thereof;  
FIG. 4 is a rear elevational view thereof;  
FIG. 5 is a right side elevational view thereof, the left side being a mirror image thereof; and,  
FIG. 6 is a bottom plan view thereof.

**1 Claim, 4 Drawing Sheets**

### [56] References Cited

#### U.S. PATENT DOCUMENTS

D. 202,250	9/1965	Hauser .....	D6/406 X
D. 330,042	10/1992	Yamaguchi et al. ....	D19/52 X
D. 342,170	12/1993	Palmer .....	D6/406
D. 344,973	3/1994	Tarozzi .....	D19/52 X
D. 345,177	3/1994	Mak .....	D19/52
D. 354,187	1/1995	Daukus et al. ....	D6/419 X

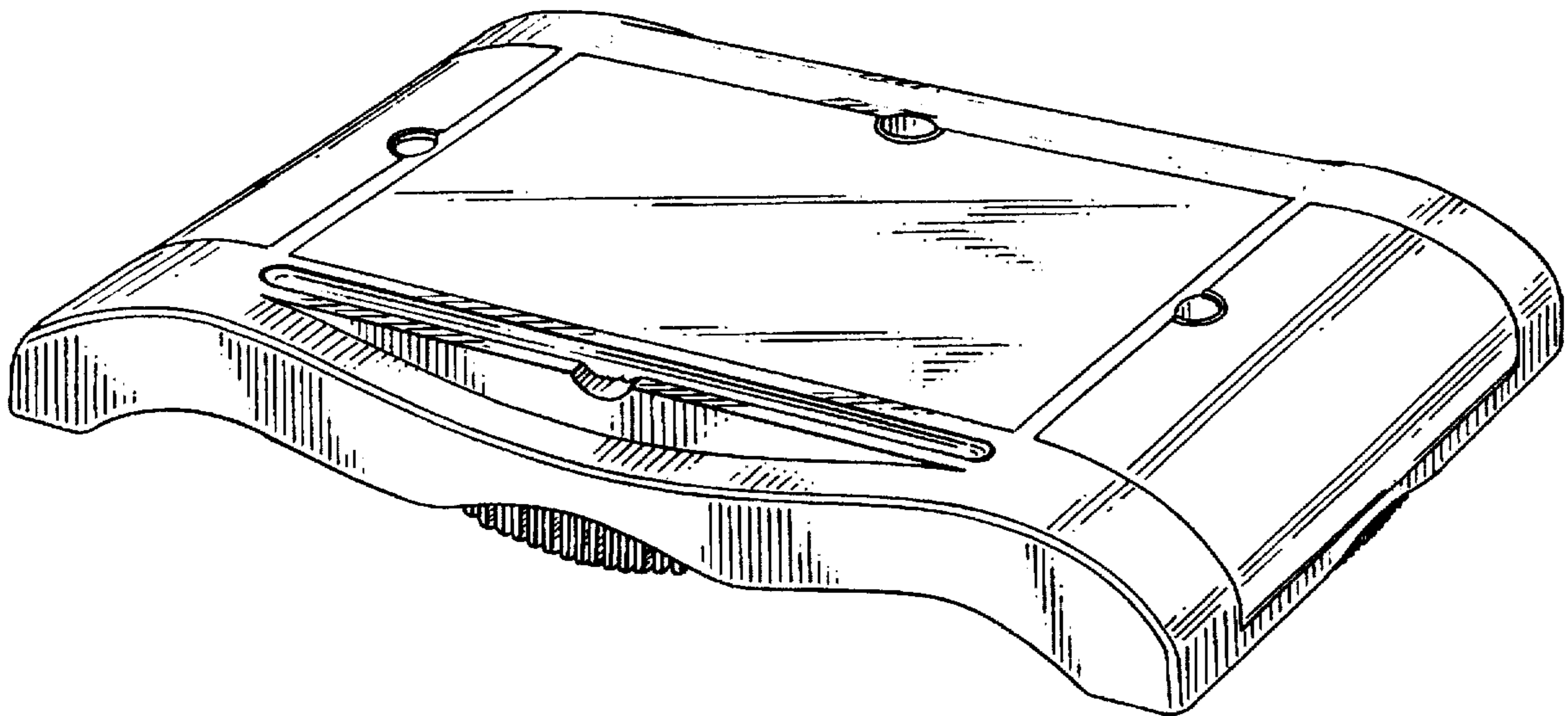
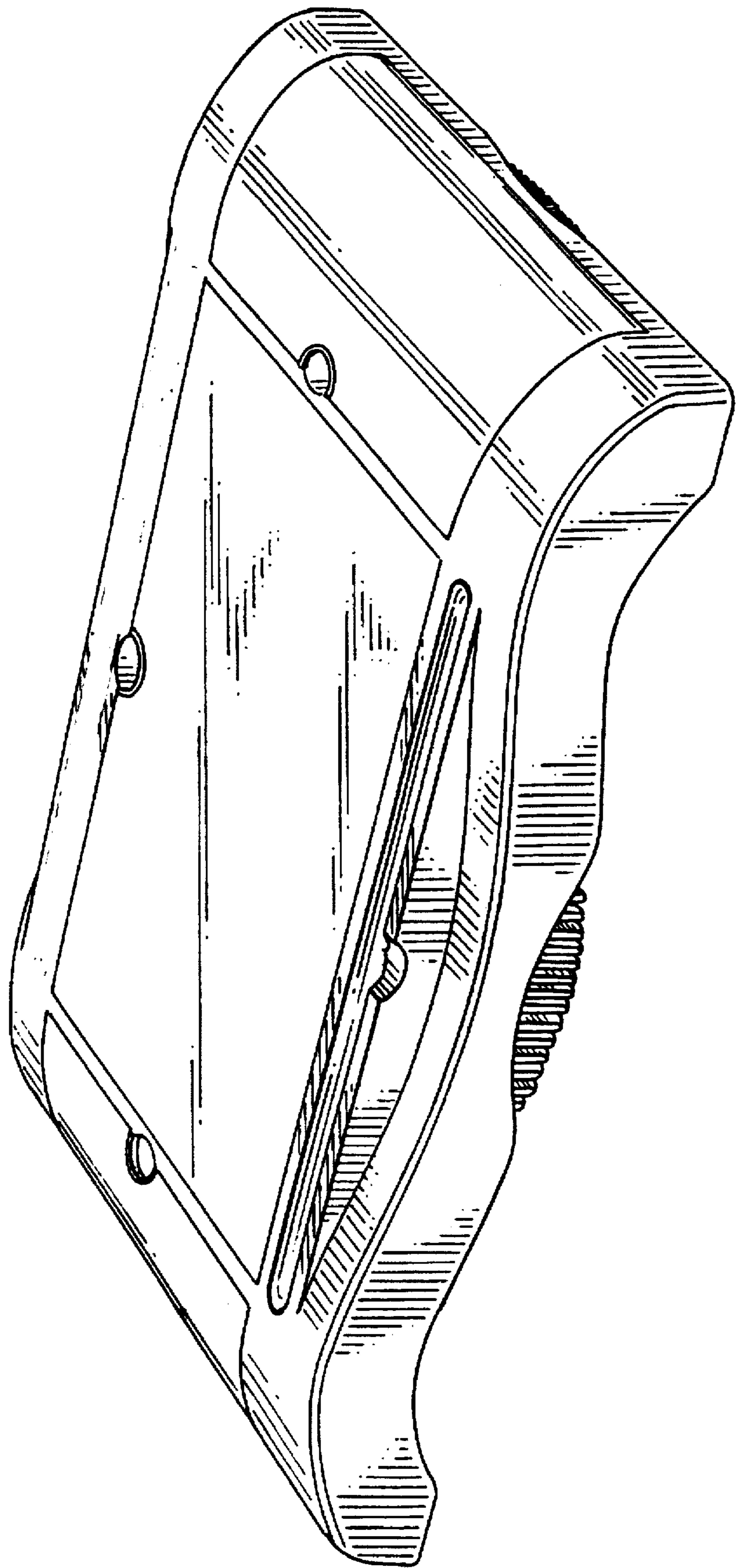


FIG. 1



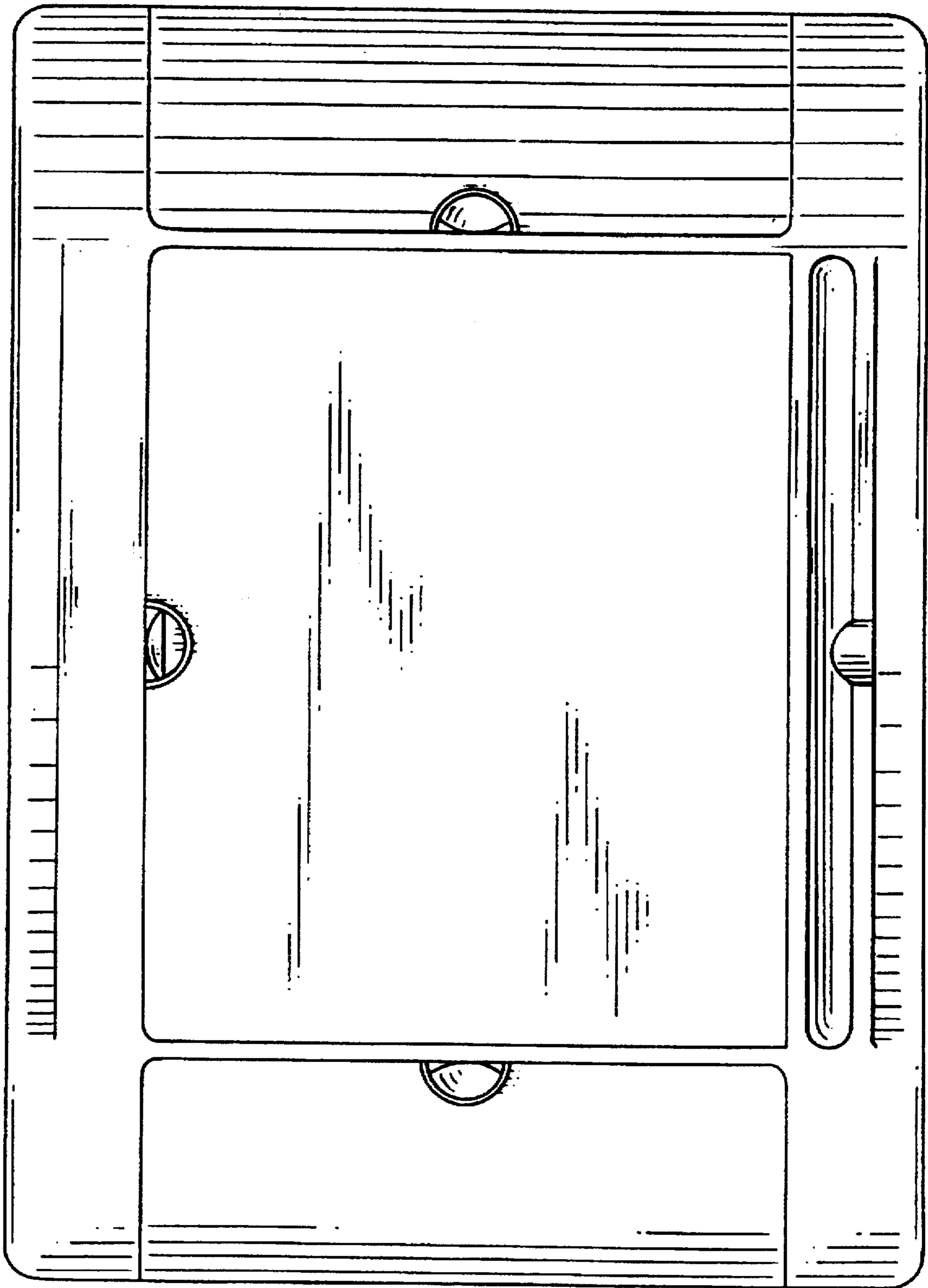


FIG. 2

FIG. 3

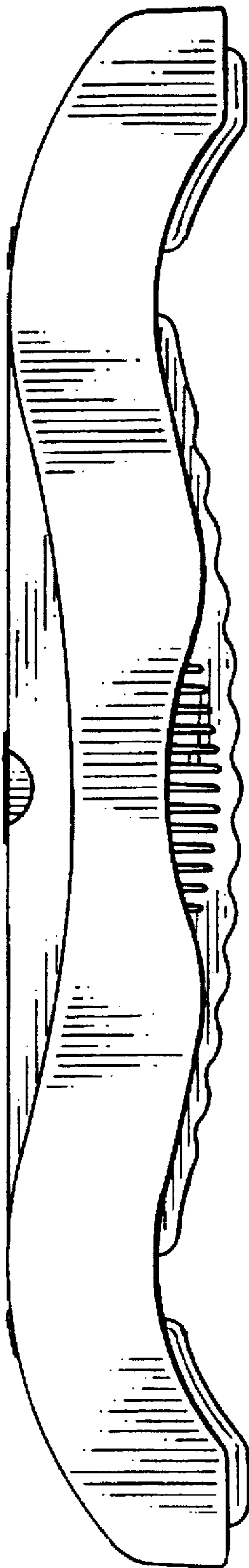


FIG. 4


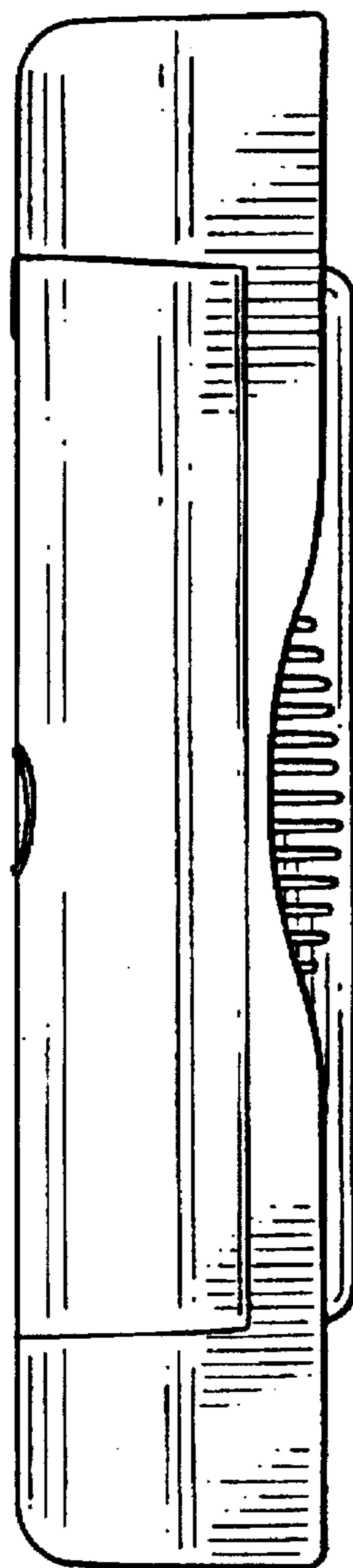


FIG. 5



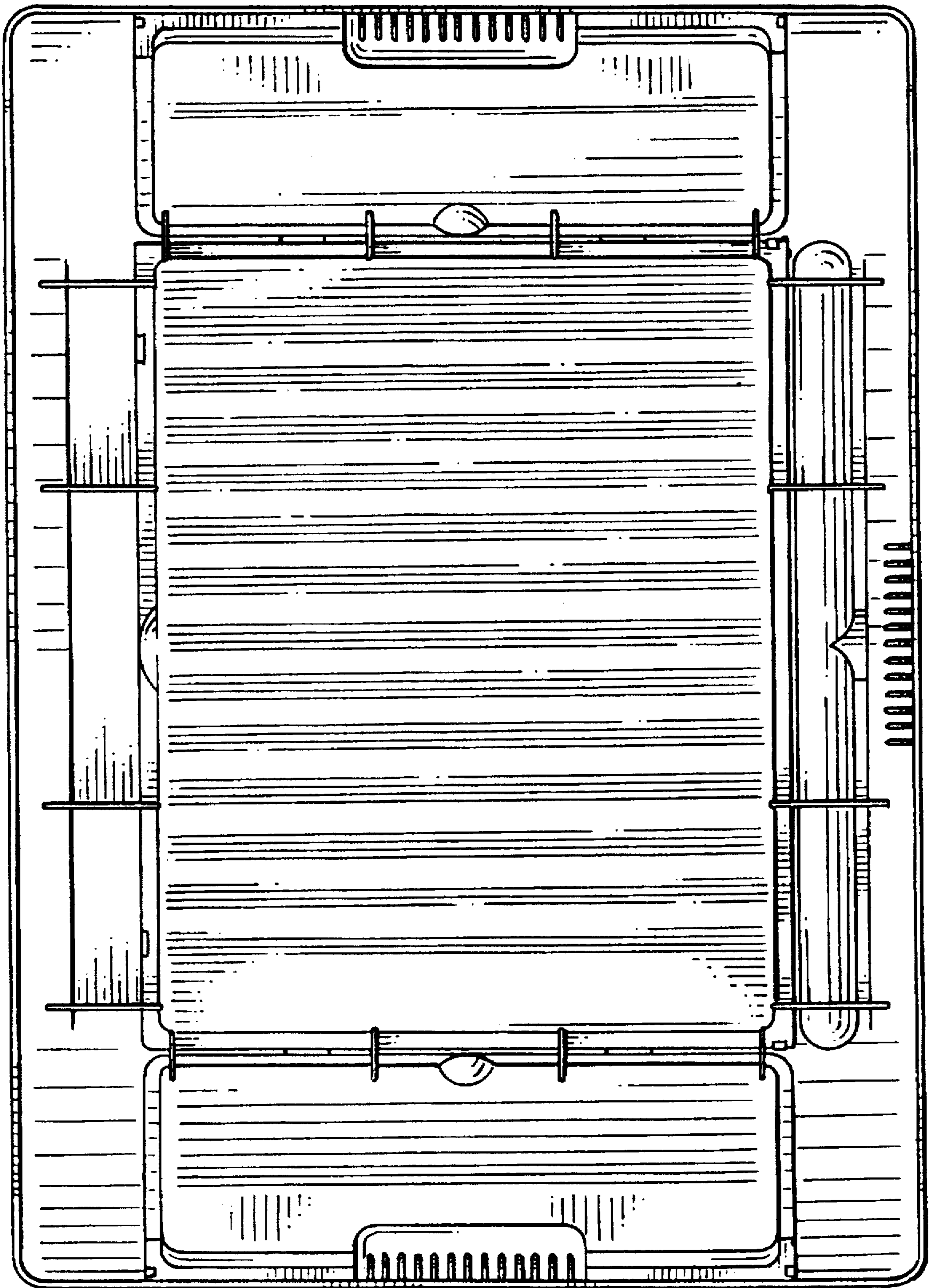


FIG. 6