

US00D383908S

# United States Patent [19]

[11] Patent Number: **Des. 383,908**

**Waszkiewicz, III**

[45] Date of Patent: **\*\*\*Sep. 23, 1997**

[54] **MIRRORED PICTURE FRAME**

[75] Inventor: **John C. Waszkiewicz, III**, New Hartford, N.Y.

[73] Assignee: **Faster-Form Corporation**, New Hartford, N.Y.

[\*] Notice: The portion of the term of this patent subsequent to Dec. 31, 2010, has been disclaimed.

[\*\*] Term: **14 Years**

[21] Appl. No.: **47,916**

[22] Filed: **Dec. 14, 1995**

[51] LOC (6) Cl. .... **06-07**

[52] U.S. Cl. .... **D6/300; D6/310; D6/314**

[58] Field of Search ..... **D6/300-314; D20/10, D20/40; 40/700, 711, 714, 722, 724, 751, 765, 790, 798, 800; 359/838, 871**

[56] **References Cited**

**U.S. PATENT DOCUMENTS**

D. 146,264 1/1947 Moonert ..... D6/311

D. 148,929	3/1948	Hartnett	.....	D6/311
D. 172,325	6/1954	Adler	.....	D6/300
D. 265,485	7/1982	Liptak	.....	D20/10
D. 306,659	3/1990	Mercandante	.....	D6/300
D. 306,661	3/1990	Sanford	.....	D6/301
D. 309,679	8/1990	Ackeret	.....	D6/311
D. 353,942	1/1995	Lo et al.	.....	D6/310

*Primary Examiner*—Janice E. Seeger  
*Attorney, Agent, or Firm*—Harris Beach & Wilcox, LLP

[57] **CLAIM**

The ornamental design for a mirrored picture frame, as shown and described.

**DESCRIPTION**

FIG. 1 is a front of the mirrored picture frame, showing my new design;  
FIG. 2 is a left side view thereof;  
FIG. 3 is a right side view thereof;  
FIG. 4 is a top view thereof;  
FIG. 5 is a bottom view thereof; and,  
FIG. 6 is a rear view thereof.

**1 Claim, 2 Drawing Sheets**




FIG.4





FIG.2

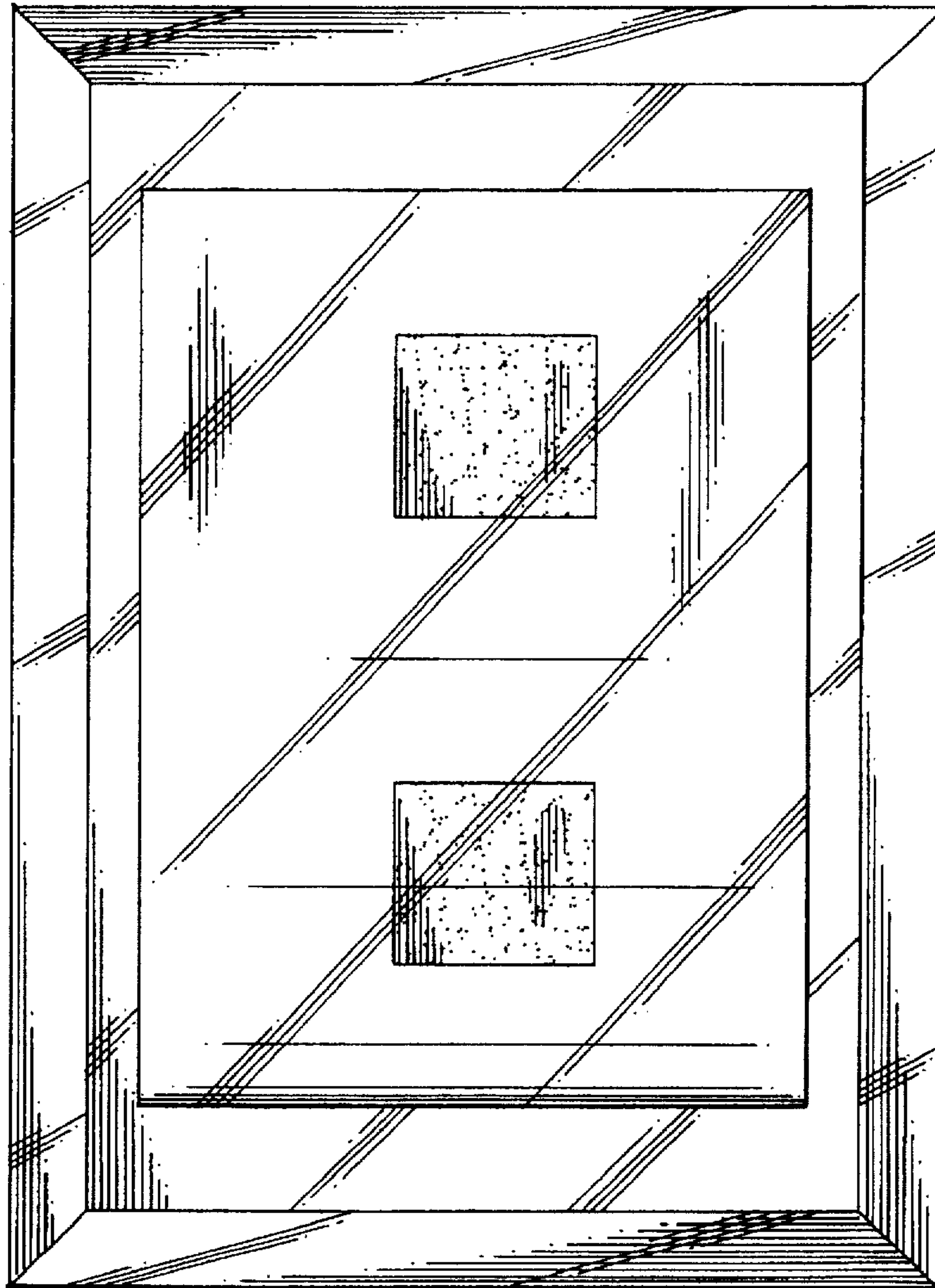


FIG.1

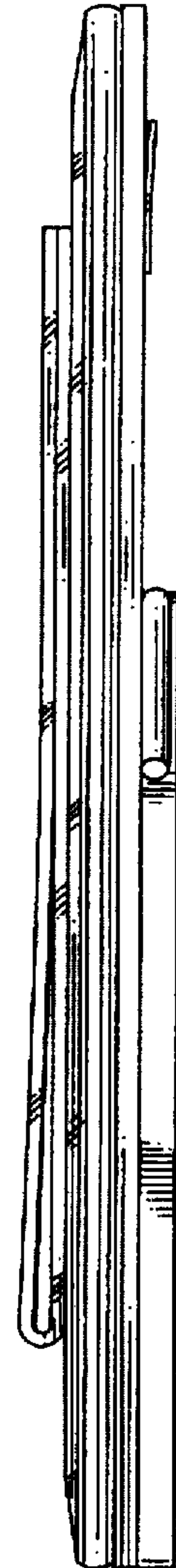



FIG.3

FIG.5



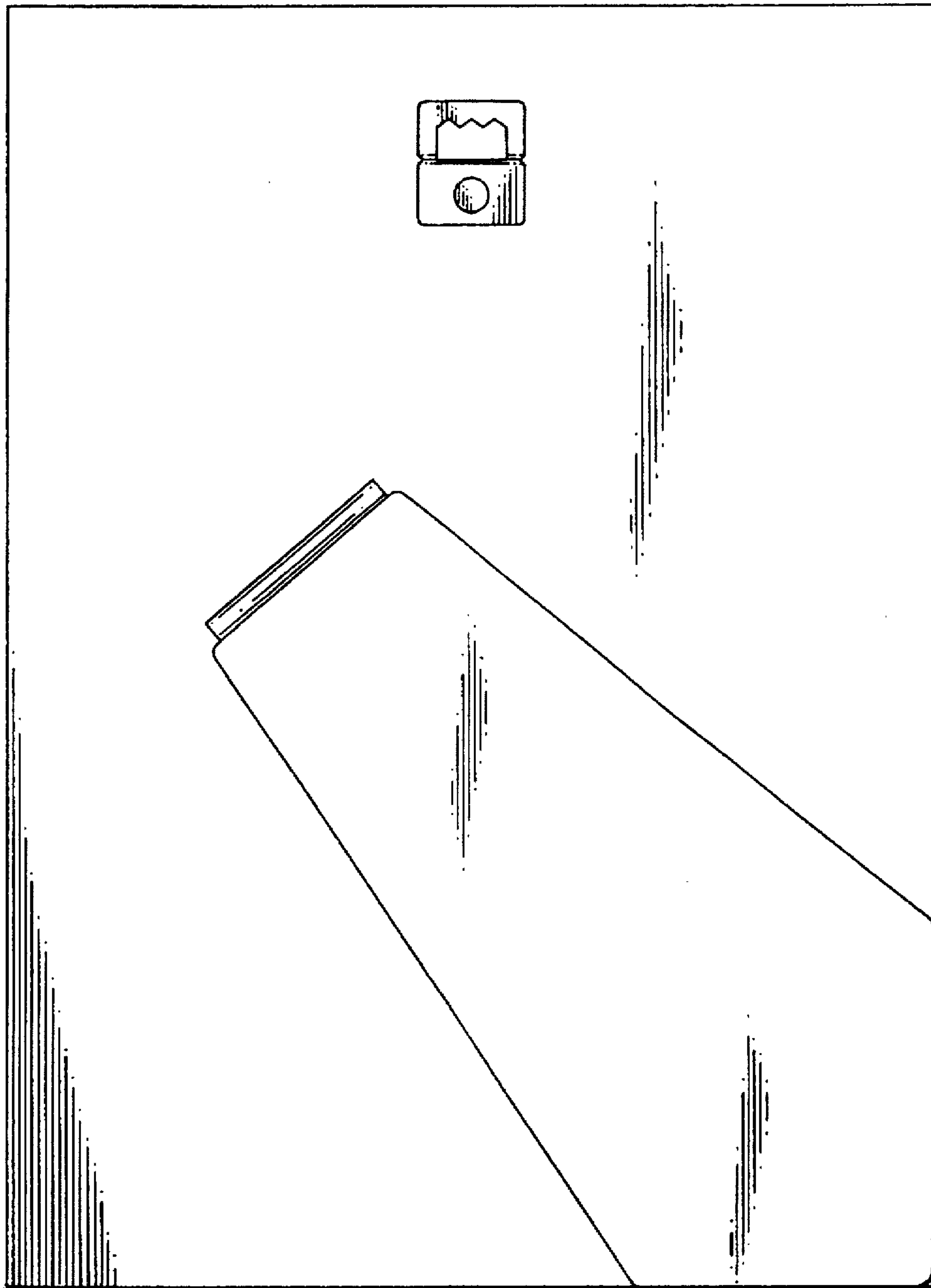


FIG. 6