



US00D383907S

United States Patent [19]

Fey et al.

[11] Patent Number: **Des. 383,907**

[45] Date of Patent: ****Sep. 23, 1997**

[54] **COMBINED VEHICLE WINDOW SCRAPER AND BRUSH**

D. 269,054 5/1983 Bauer D4/118
D. 360,507 7/1995 Salvato D32/42

[76] Inventors: **Andrea J. Fey**, 2261 Blake St., 3D, Denver, Colo. 80205; **Scott A. Franklin**, 11977 W. 75th La., Arvada, Colo. 80005; **Alan T. Fey**, 2261 Blake St., 3D, Denver, Colo. 80205

FOREIGN PATENT DOCUMENTS

2617106 12/1988 France 15/236.02

Primary Examiner—A. Hugo Word

Assistant Examiner—Lavone Tabor

[**] Term: **14 Years**

[57] **CLAIM**

[21] Appl. No.: **49,833**

The ornamental design for a combined vehicle window scraper and brush, as shown and described.

[22] Filed: **Feb. 1, 1996**

DESCRIPTION

[51] LOC (6) Cl. **04-01**

[52] U.S. Cl. **D4/118; D32/42**

[58] Field of Search D4/116, 118, 124, D4/130, 132, 134, 138; 15/105, 111, 143.1, 159.1, 160, 186, 187, 236.01, 236.02, 236.05; D32/42, 48, 49

FIG. 1 is a top, right side, and front perspective view of a combined vehicle window scraper and brush showing my new design;

FIG. 2 is a right side elevational view;

FIG. 3 is a top plan view;

FIG. 4 is a rear elevational view;

FIG. 5 is a front elevational view thereof; and,

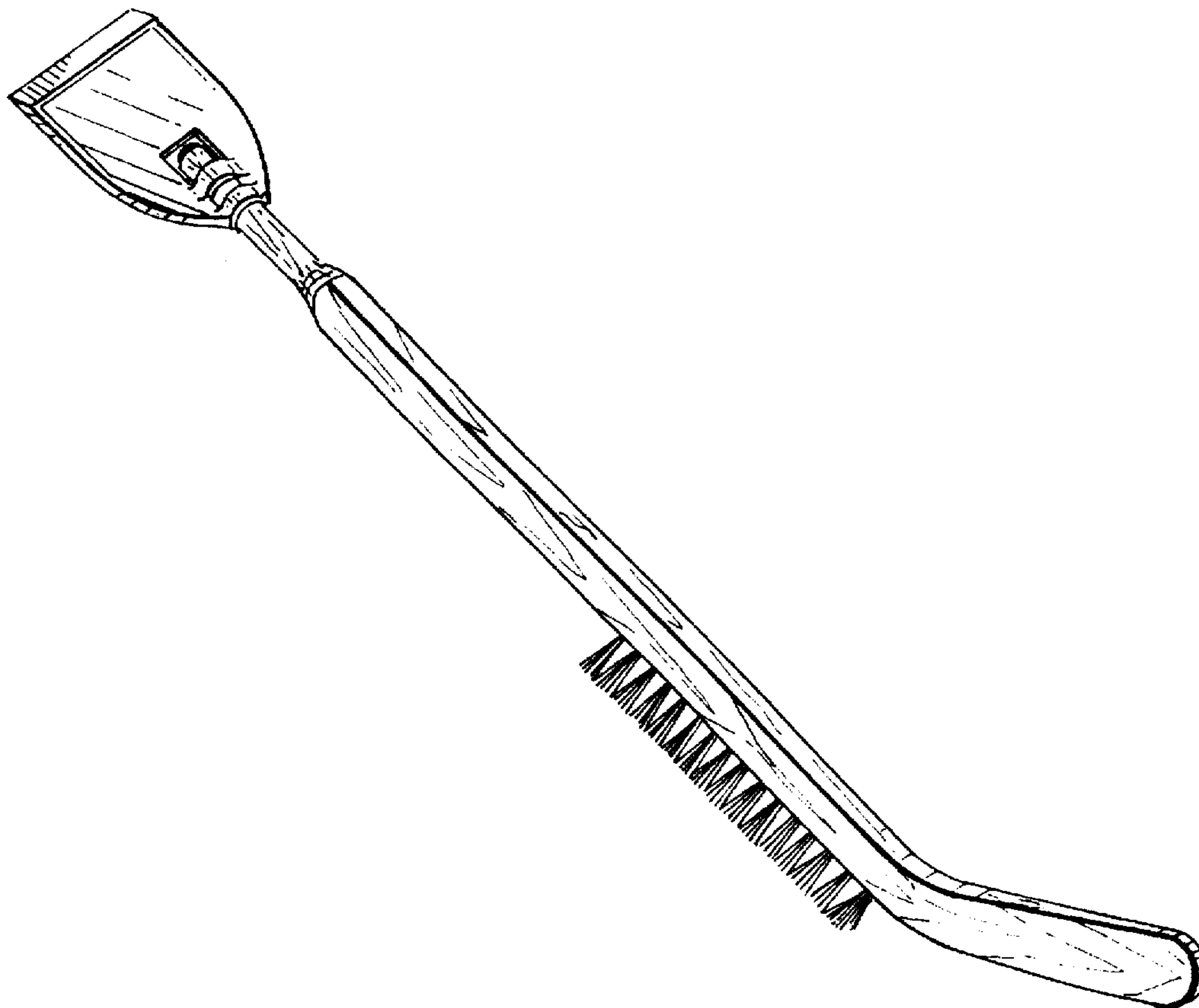
FIG. 6 is a bottom elevational view thereof; The left side elevational view is a mirror image of the side shown in FIG. 2.

[56] References Cited

U.S. PATENT DOCUMENTS

D. 228,585 10/1973 Spydevold D4/118
D. 242,882 1/1977 Schneider D4/118
D. 265,269 7/1982 Frantz D4/118

1 Claim, 2 Drawing Sheets



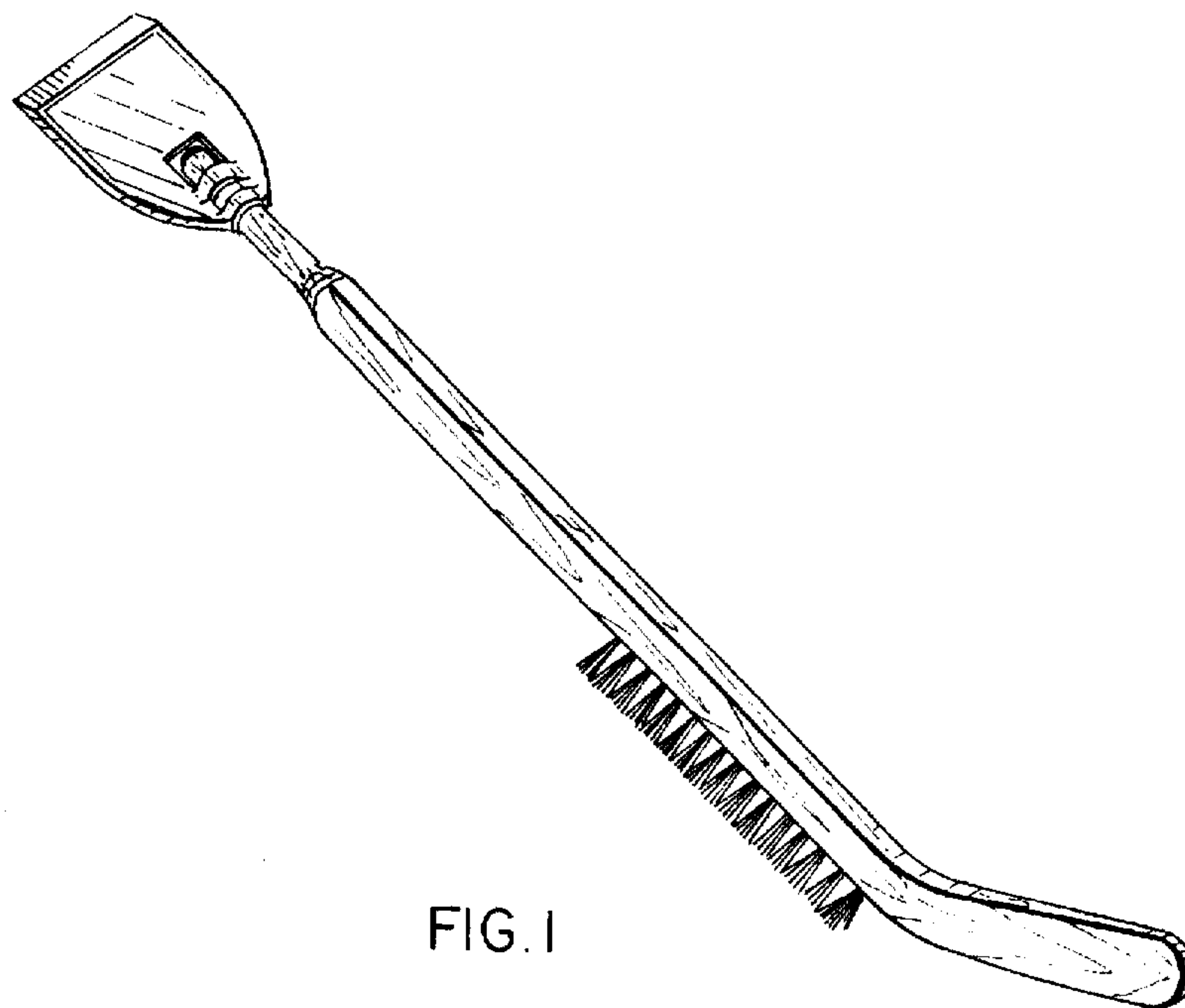


FIG. 1

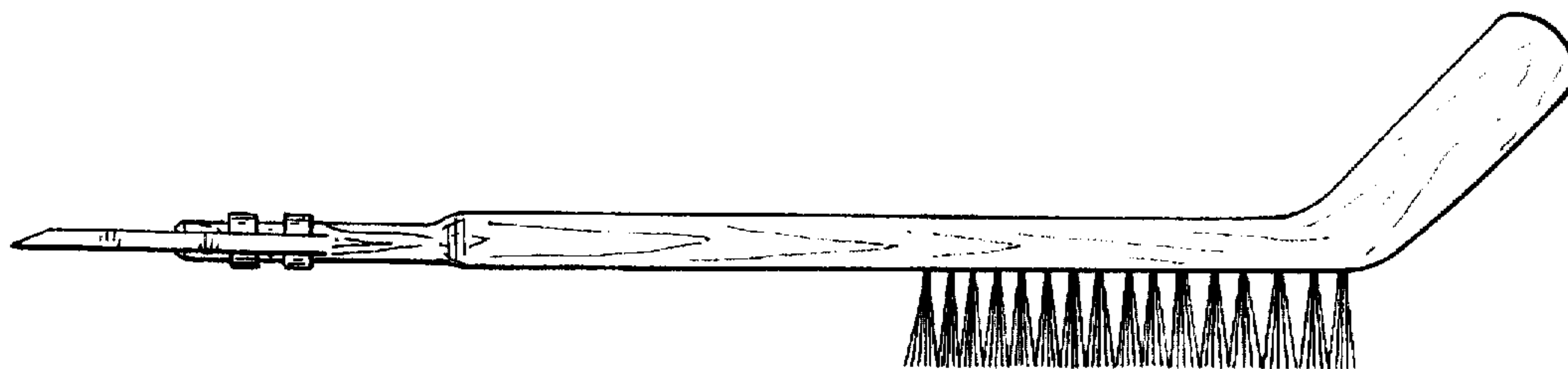


FIG. 2




FIG. 3




FIG. 4

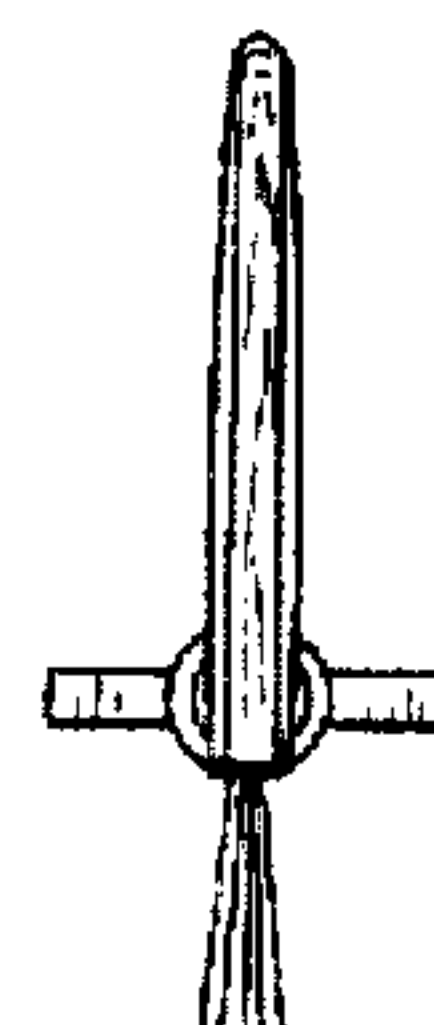


FIG. 5




FIG. 6