



US00D383888S

# United States Patent [19] Smith

[11] Patent Number: **Des. 383,888**  
[45] Date of Patent: **\*\*Sep. 23, 1997**

[54] **BRA STRAP HOLDER**

[76] Inventor: **Carolyn V. Smith**, 8500 Falmouth Ave., #3117, Playa Del Rey, Calif. 90293

[\*\*] Term: **14 Years**

[21] Appl. No.: **50,679**

[22] Filed: **Feb. 22, 1996**

[51] LOC (6) Cl. .... **02-07**

[52] U.S. Cl. .... **D2/624**

[58] Field of Search ..... D2/624, 625, 626;  
2/300, 323, 305; 224/901.4

[56] **References Cited**

**U.S. PATENT DOCUMENTS**

D. 149,976	6/1948	Sanford	.....	D2/624
D. 237,760	11/1975	Woods	.....	D2/626 X
D. 243,293	2/1977	Scheimberg	.....	D2/625
1,437,440	12/1922	Pentecost	.....	D2/625 X
1,478,773	12/1923	Stocker	.....	2/300
1,653,288	12/1927	Johnson	.....	D2/626 X
2,608,692	9/1952	Berg	.....	D2/625 X

3,164,845	1/1965	Fowler	.....	D2/626 X
3,179,109	4/1965	Born	.....	D2/627 X
4,858,249	8/1989	Stewart	.....	2/305
5,014,692	5/1991	Rhoades	.....	224/901.4

*Primary Examiner*—Paula A. Mortimer

[57] **CLAIM**

The ornamental design for a bra strap holder, as shown and described.

**DESCRIPTION**

FIG. 1 is a front elevational view of a bra strap holder showing my new design;  
FIG. 2 is a rear elevational view thereof;  
FIG. 3 is a right view thereof;  
FIG. 4 is a left view thereof;  
FIG. 5 is a top plan view thereof;  
FIG. 6 is a bottom plan view thereof; and,  
FIG. 7 is an isometric view thereof, the broken line showing of the the bra is for illustrative purposes only and forms no part of the claimed design.

**1 Claim, 3 Drawing Sheets**

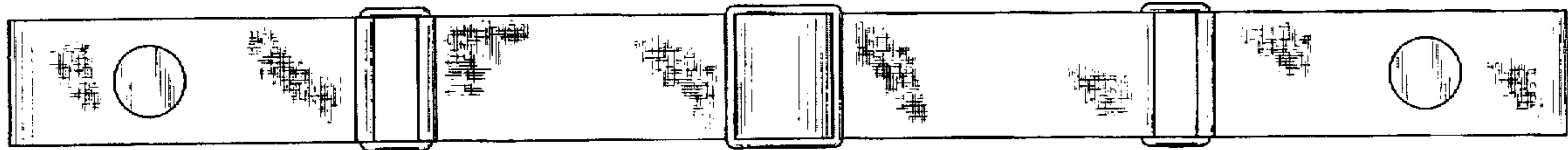


FIG. 1




FIG. 2

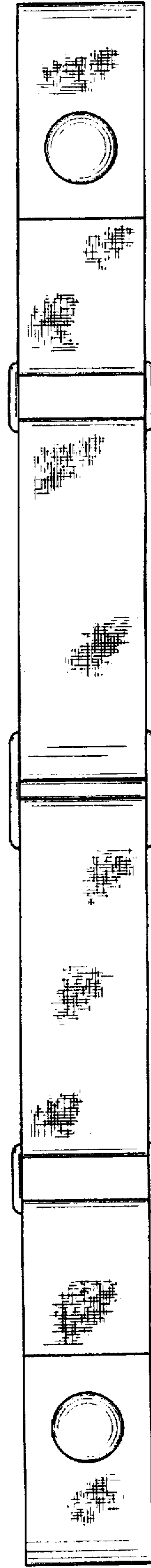


FIG. 3




FIG. 4



FIG. 5



FIG. 6



FIG. 7

