

US00D383881S

**United States Patent** [19]  
**Gudmundsson**

[11] **Patent Number: Des. 383,881**  
[45] **Date of Patent: \*\*Sep. 16, 1997**

[54] **FILTER FOR A VACUUM CLEANER**

[75] **Inventor: Göran Gudmundsson, Västervik, Sweden**

[73] **Assignee: Aktiebolaget Electrolux, Stockholm, Sweden**

[\*\*] **Term: 14 Years**

[21] **Appl. No.: 56,799**

[22] **Filed: Jul. 9, 1996**

[30] **Foreign Application Priority Data**

Feb. 2, 1996 [SE] Sweden ..... 960265

[51] **LOC (6) Cl. .... 15-05**

[52] **U.S. Cl. .... D32/30**

[58] **Field of Search .... D32/30, 25, 21, D32/22, 23; 55/462, 464; 15/344, 347, 349, 352, 353**

[56] **References Cited**

**U.S. PATENT DOCUMENTS**

D. 333,891 3/1993 Reed, Jr. et al. .... D32/30  
4,613,348 9/1986 Natale ..... 15/347 X

*Primary Examiner*—Ted Shooman  
*Assistant Examiner*—Mitchell J. Siegel  
*Attorney, Agent, or Firm*—Pearne, Gordon, McCoy & Granger LLP

[57] **CLAIM**

The ornamental design for a filter for a vacuum cleaner, as shown and described.

**DESCRIPTION**

FIG. 1 is a perspective view of a filter for a vacuum cleaner, showing my new design;

FIG. 2 is a top plan view thereof;

FIG. 3 is a right side view thereof;

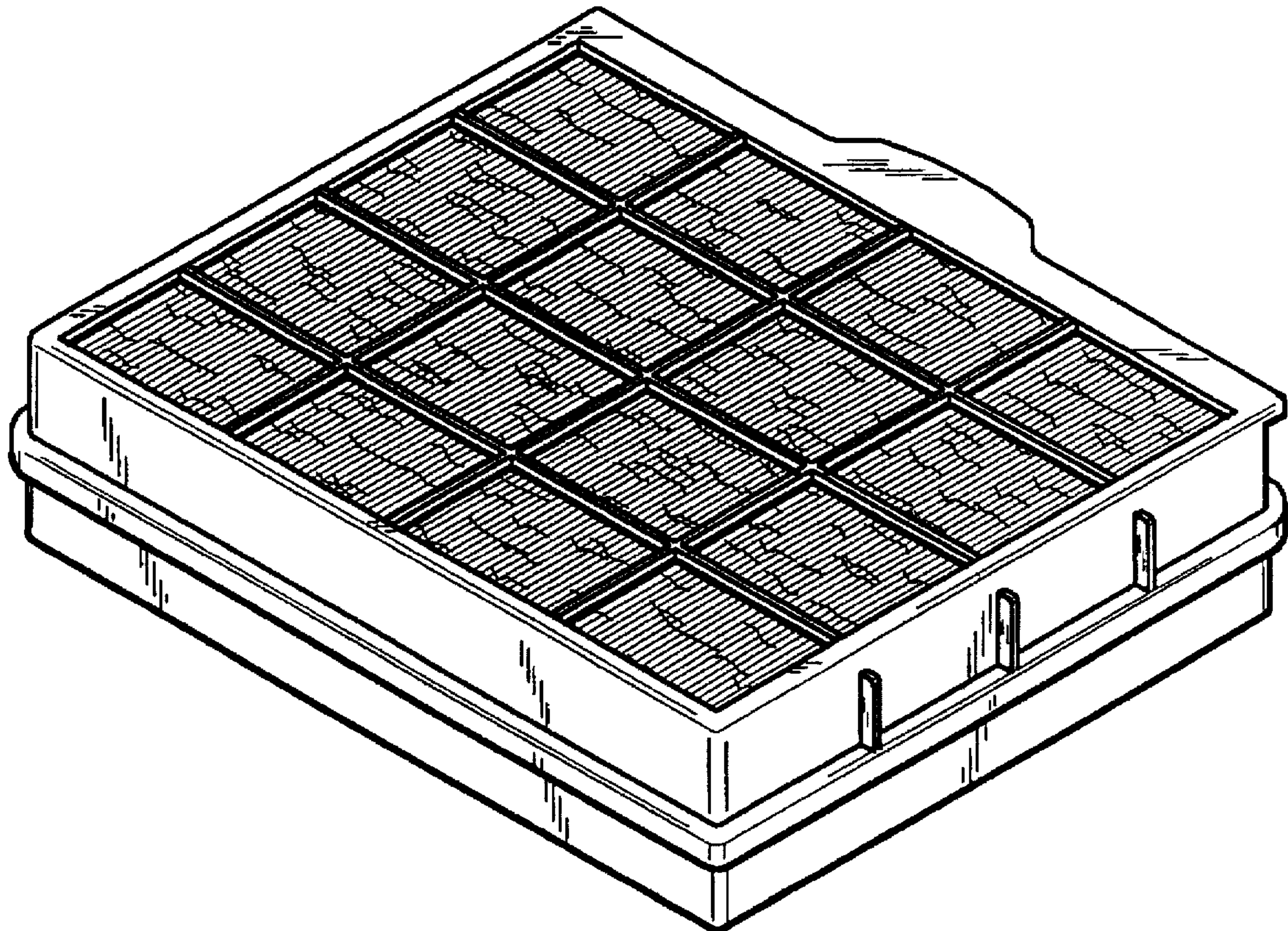
FIG. 4 is a front view thereof;

FIG. 5 is a bottom plan view thereof;

FIG. 6 is a rear view thereof; and,

FIG. 7 is a left side view thereof.

**1 Claim, 2 Drawing Sheets**





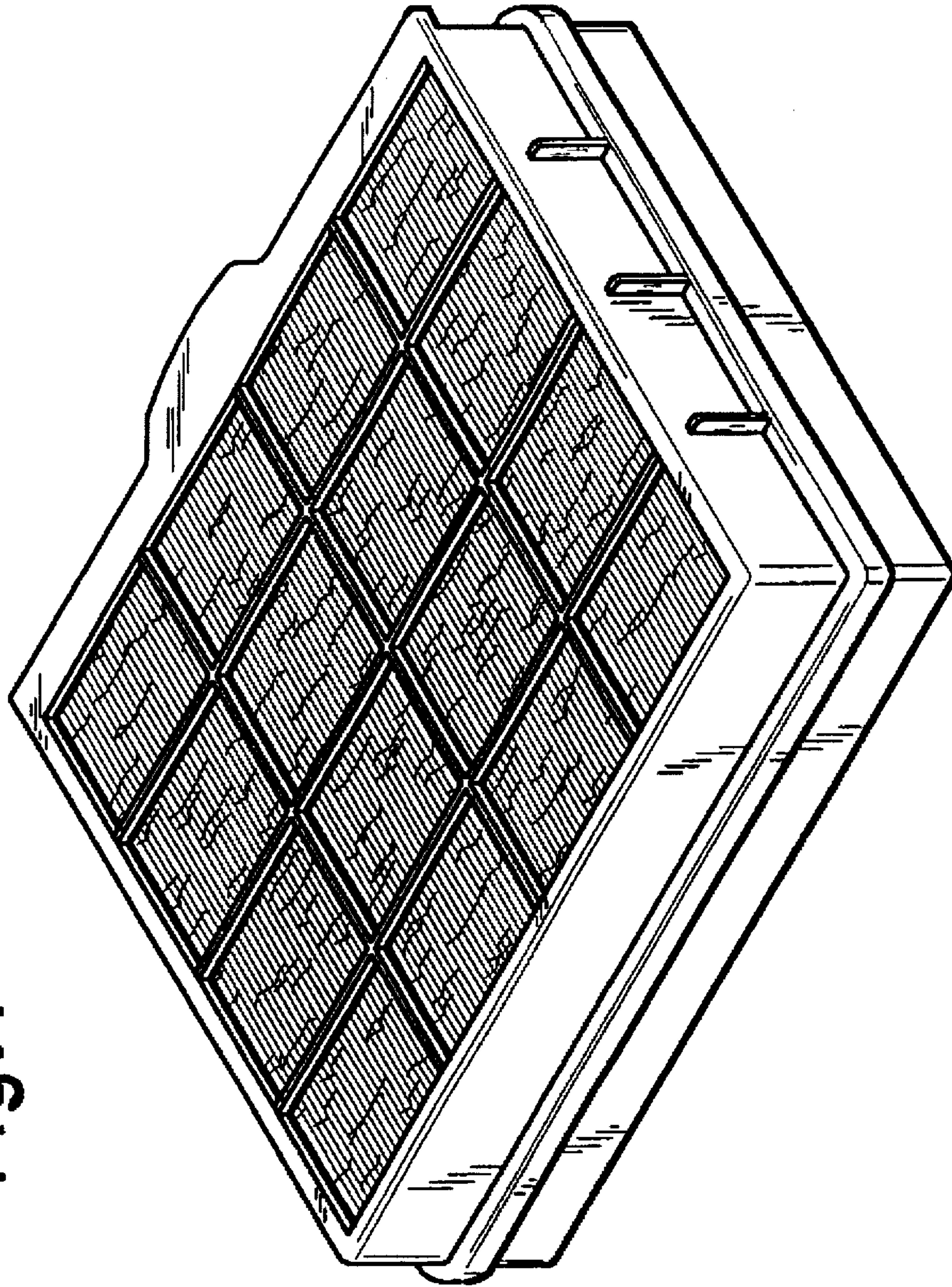


Fig. 1

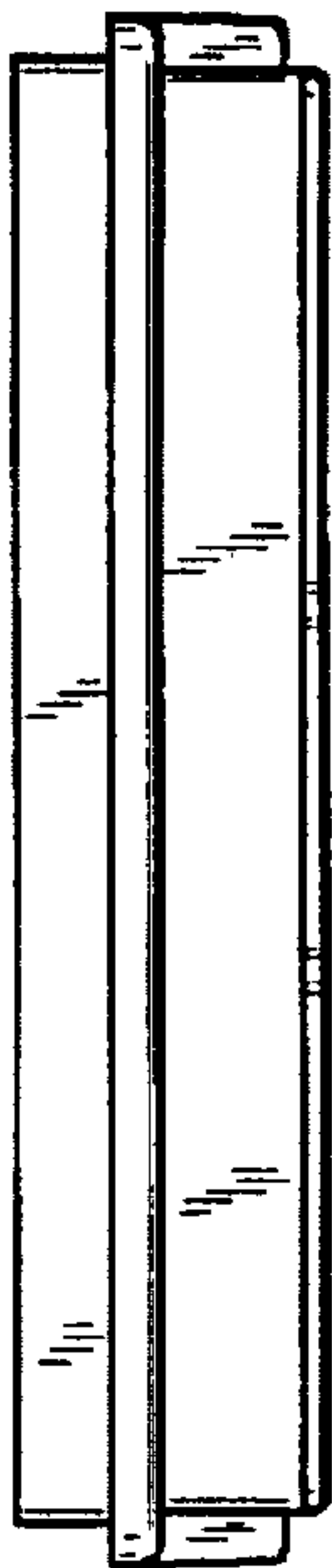


Fig. 4

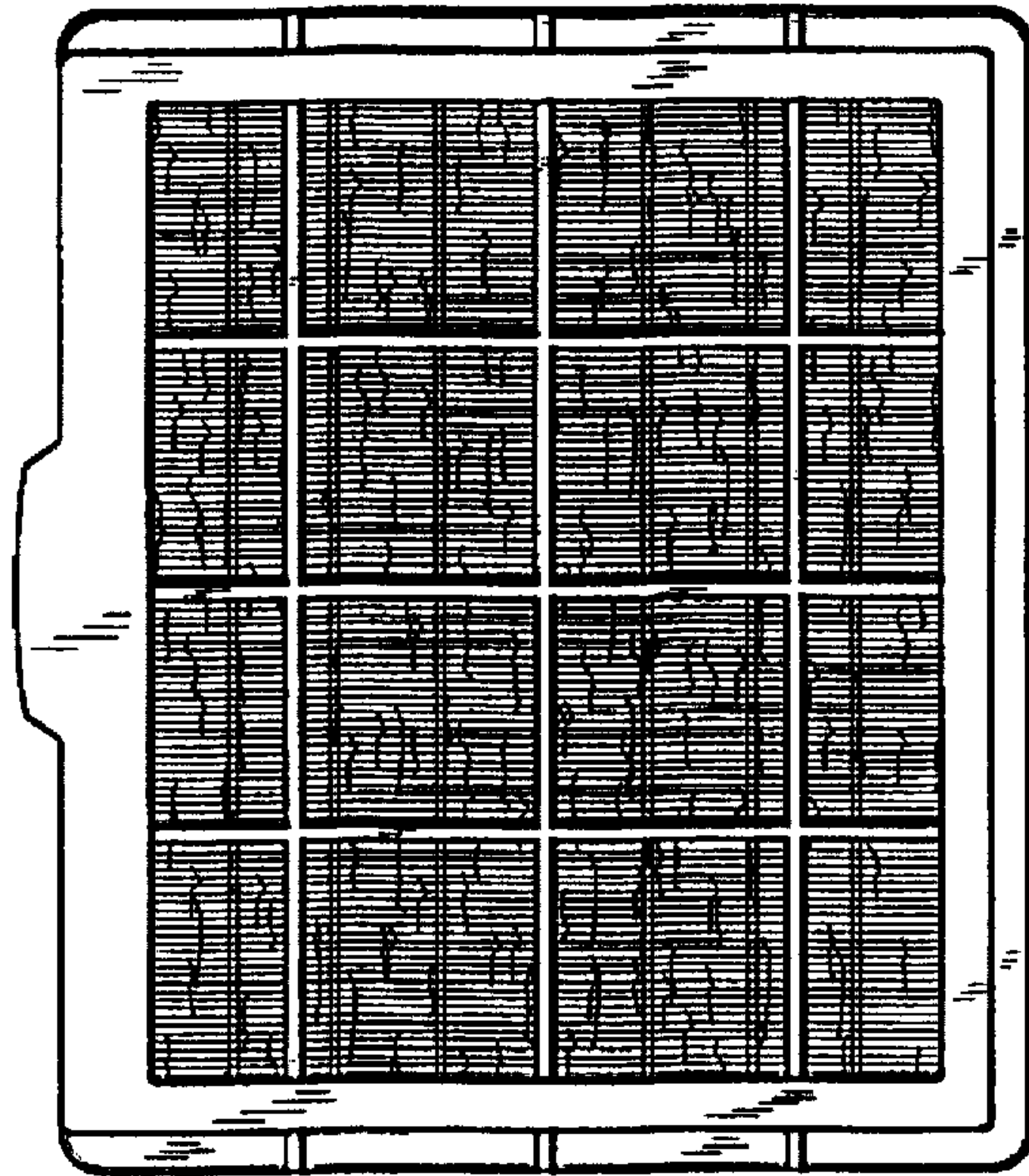


Fig. 2




Fig. 7



Fig. 3




Fig. 5

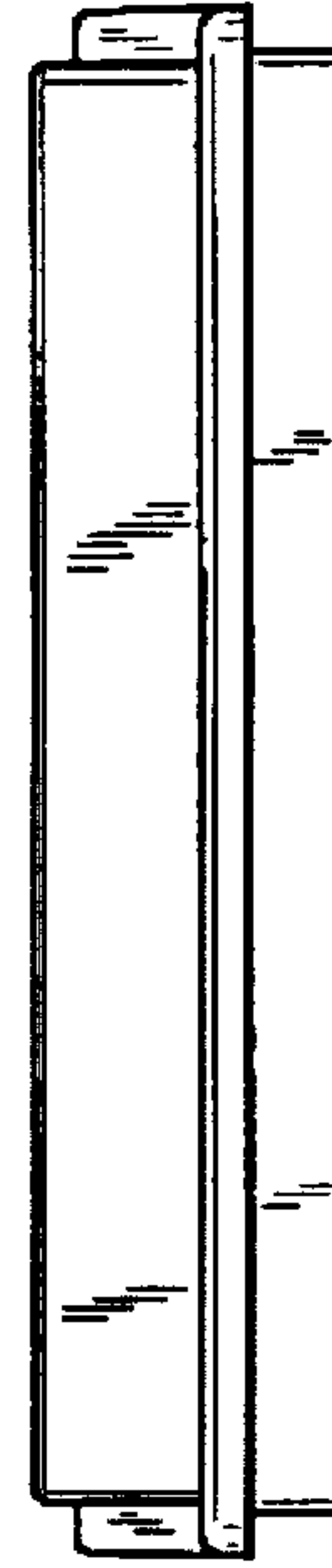


Fig. 6