



US00D383867S

**United States Patent** [19]  
**Shalvi**

[11] **Patent Number: Des. 383,867**  
[45] **Date of Patent: \*\*Sep. 16, 1997**

[54] **OUTDOOR LIGHTING FIXTURE**  
[75] **Inventor: Ram Shalvi, Hong Kong, Hong Kong**  
[73] **Assignee: Solar Wide Industrial Ltd., Hong Kong, Hong Kong**  
[\*\*] **Term: 14 Years**  
[21] **Appl. No.: 53,296**  
[22] **Filed: Apr. 19, 1996**  
[30] **Foreign Application Priority Data**

Oct. 20, 1995 [GB] United Kingdom ..... 2051341

[51] **LOC (6) Cl. .... 26-05**  
[52] **U.S. Cl. .... D26/68; D10/114; D26/110**  
[58] **Field of Search .... D26/67-71, 93, D26/104, 110; 362/153, 153.1, 431, 410-414; D11/114**

[56] **References Cited**

**U.S. PATENT DOCUMENTS**

D. 153,247 3/1949 Winters ..... D26/68 X  
D. 363,036 10/1995 Sasaki ..... D10/114

2,890,444 6/1959 Turk ..... D10/114 X  
4,499,527 2/1985 Tauber et al. .... 362/363 X

**OTHER PUBLICATIONS**

Abitare, Apr. 1983, p. 55, Floor Lamp.

*Primary Examiner*—Susan J. Lucas  
*Attorney, Agent, or Firm*—Ostrolenk, Faber, Gerb & Soffen, LLP

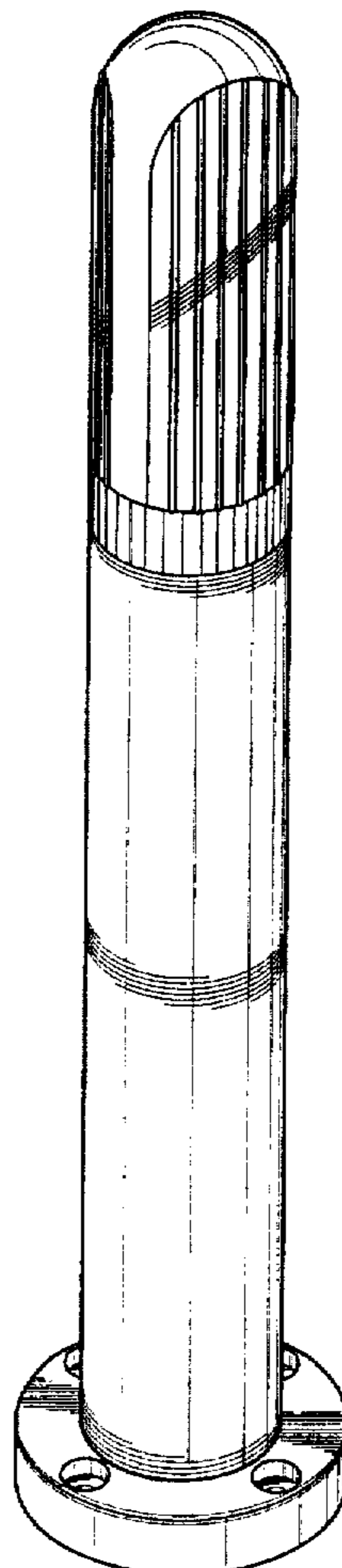
[57] **CLAIM**

The ornamental design for an outdoor lighting fixture, as shown and described.

**DESCRIPTION**

FIG. 1 is a front, top and right side perspective view of an outdoor lighting fixture showing my new design;  
FIG. 2 is a front elevational view thereof (rear side corresponds);  
FIG. 3 is a right side elevational view thereof (left side corresponds);  
FIG. 4 is a top plan view thereof; and,  
FIG. 5 is a bottom plan view thereof.

**1 Claim, 2 Drawing Sheets**



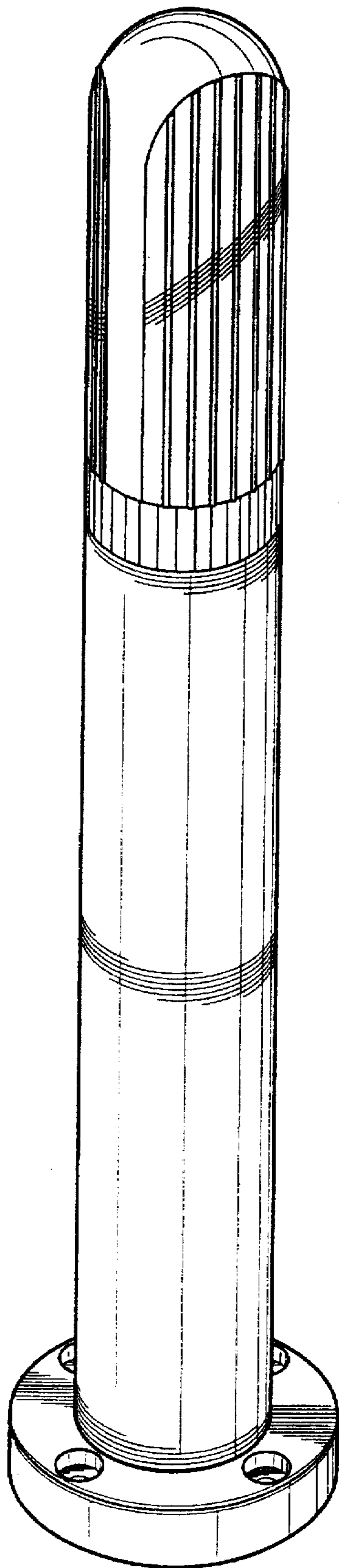


FIG. 1




FIG. 2

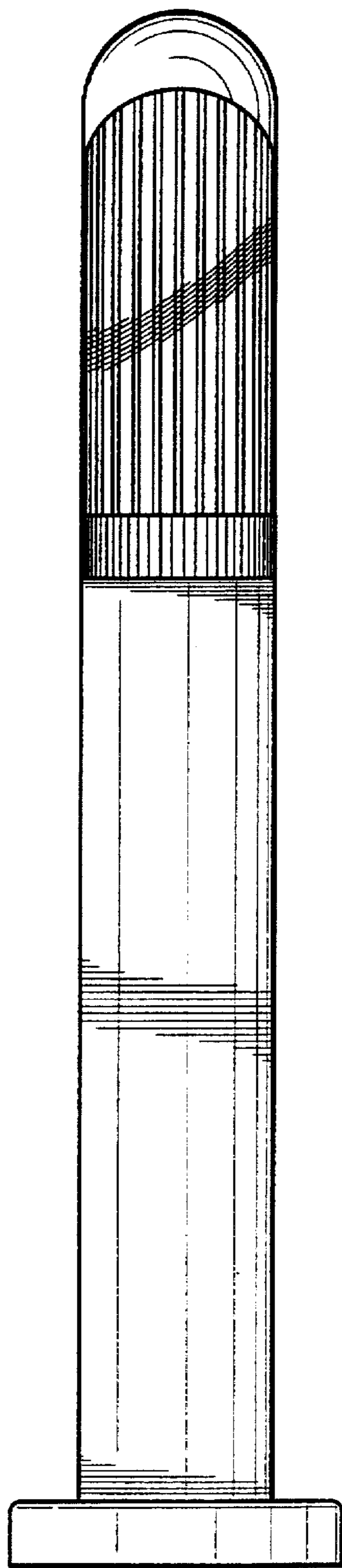


FIG. 3

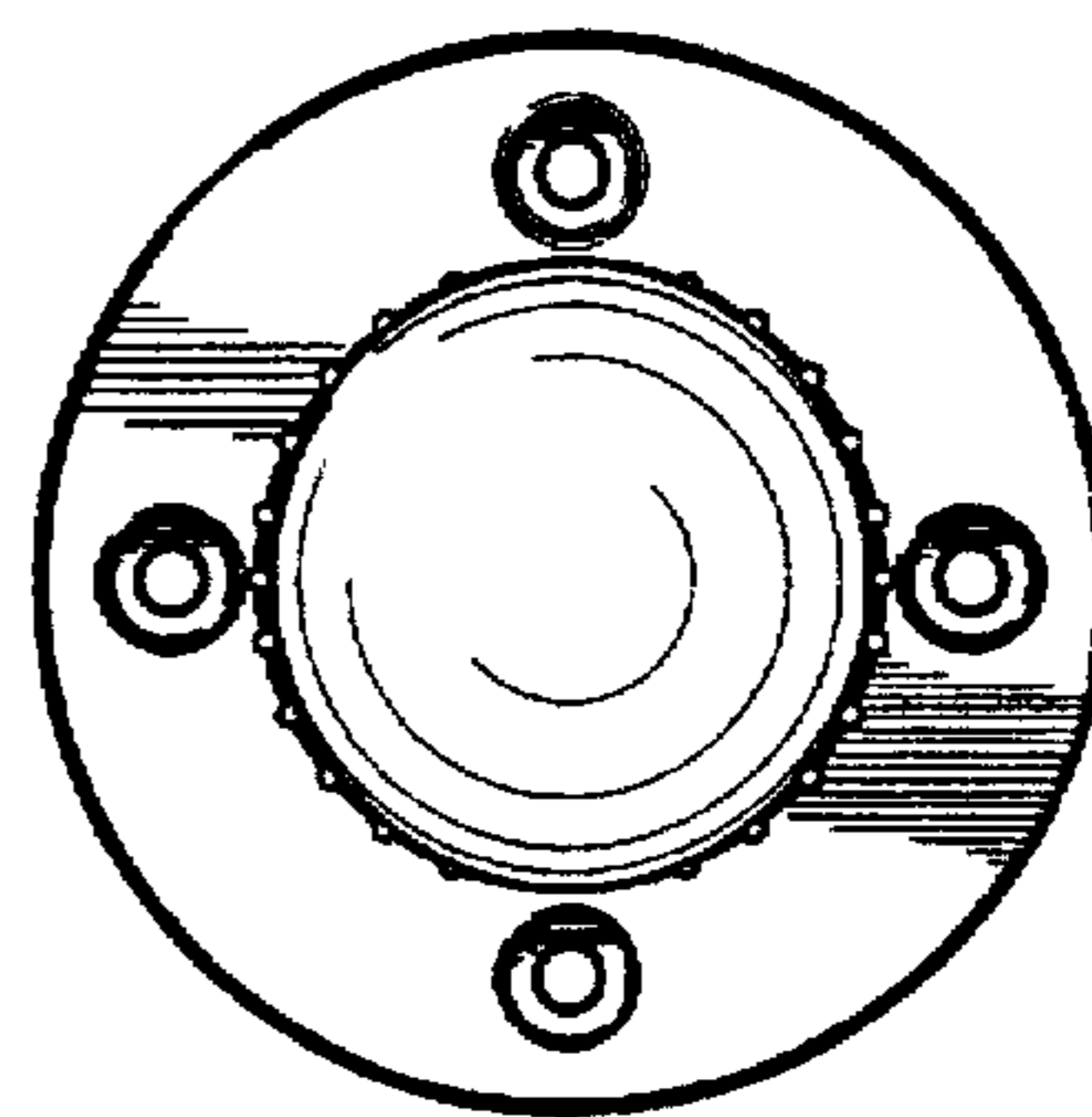


FIG. 4

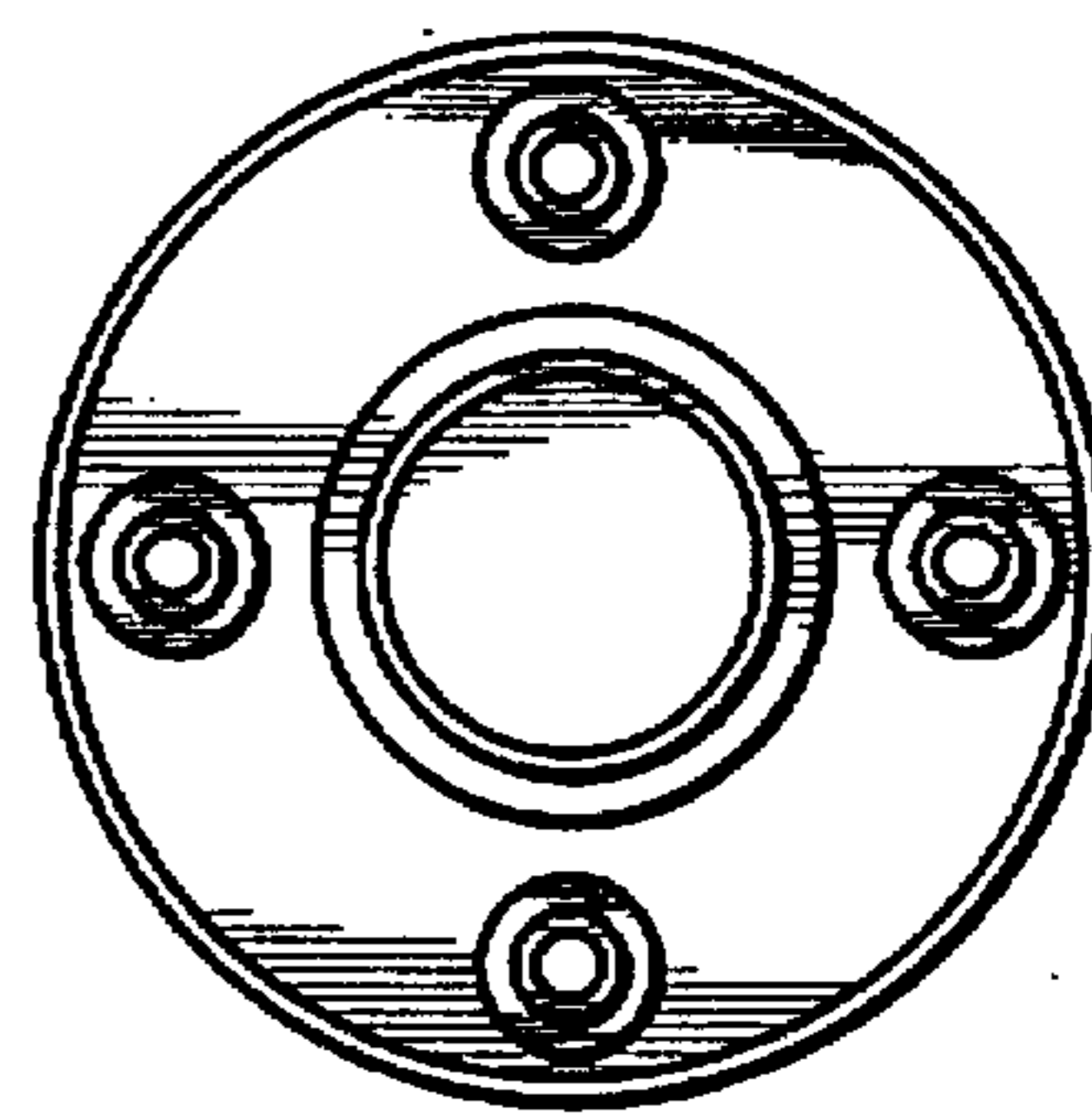


FIG. 5