



US00D383848S

United States Patent [19]

Mason et al.

[11] Patent Number: **Des. 383,848**

[45] Date of Patent: ****Sep. 16, 1997**

[54] **COLD THERAPY PAD**

[75] Inventors: **Bradley R. Mason, Olivenhain; Jeffrey T. Mason, Escondido; Suechy J. Kuan, Laguna Hills, all of Calif.**

[73] Assignee: **Breg, Inc., Vista, Calif.**

[**] Term: **14 Years**

[21] Appl. No.: **55,426**

[22] Filed: **Jun. 4, 1996**

[51] LOC (6) Cl. **24-04**

[52] U.S. Cl. **D24/206**

[58] Field of Search **D24/206, 200; 602/104, 105, 108, 109, 91, 2**

[56] **References Cited**

U.S. PATENT DOCUMENTS

- D. 345,609 3/1994 Mason et al. D24/206
- D. 348,106 6/1994 Mason et al. D24/207

- D. 348,518 7/1994 Mason et al. D24/206
- D. 351,472 10/1994 Mason et al. D24/206
- D. 354,138 1/1995 Kelly D24/206
- D. 357,747 4/1995 Kelly D24/206
- 5,086,771 2/1992 Molloy 128/400

*Primary Examiner—Stella Reid
Attorney, Agent, or Firm—Rodney F. Brown*

[57] **CLAIM**

The ornamental design for a cold therapy pad, as shown.

DESCRIPTION

FIG. 1 is a top perspective view of a cold therapy pad showing our design;
FIG. 2 is a back elevational view thereof;
FIG. 3 is a front elevational view thereof;
FIG. 4 is a top plan view thereof;
FIG. 5 is a side elevational view thereof;
FIG. 6 is a bottom plan view thereof; and,
FIG. 7 is an opposite side elevational view thereof.

1 Claim, 3 Drawing Sheets




FIG. 1

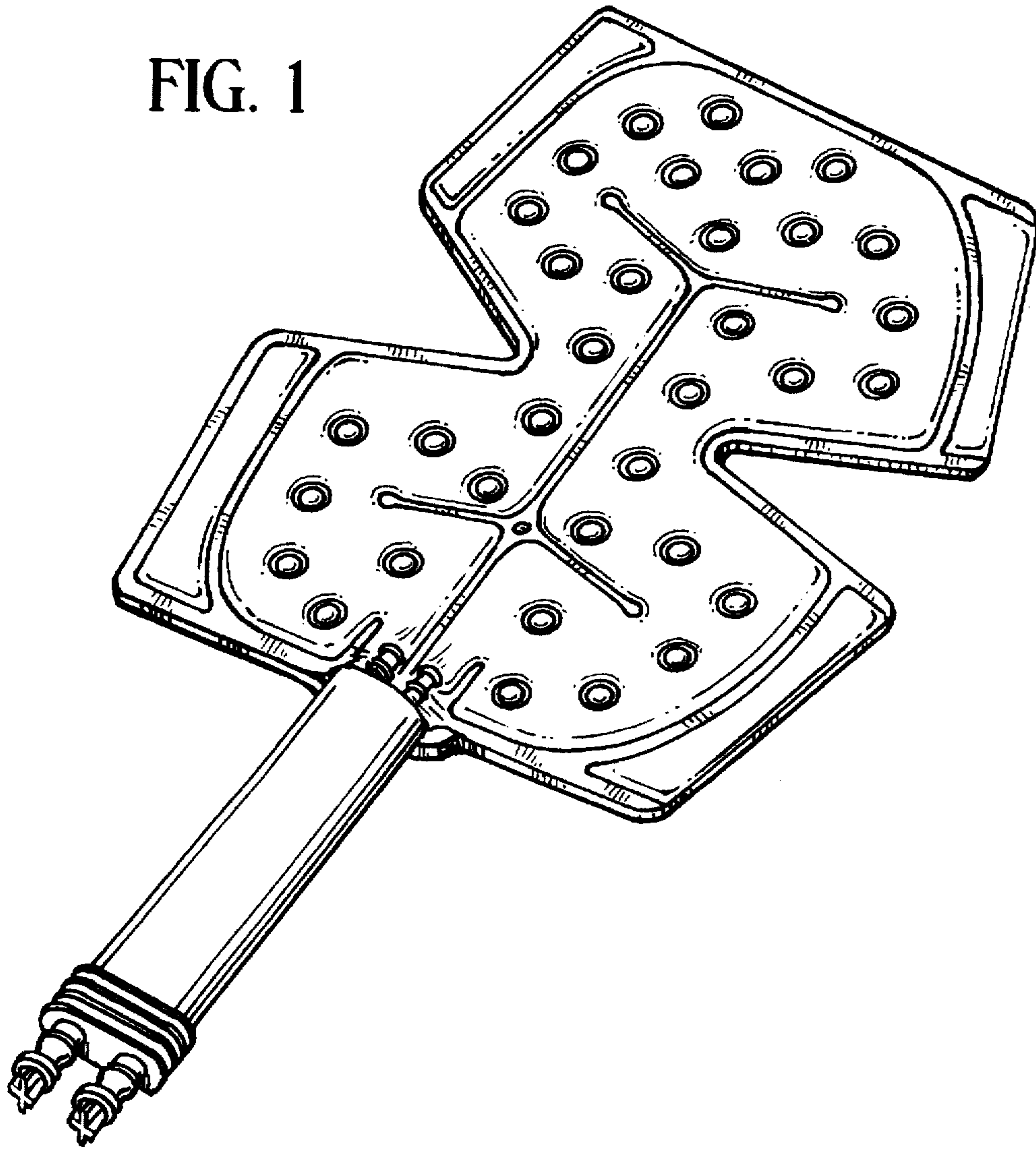


FIG. 2



FIG. 3



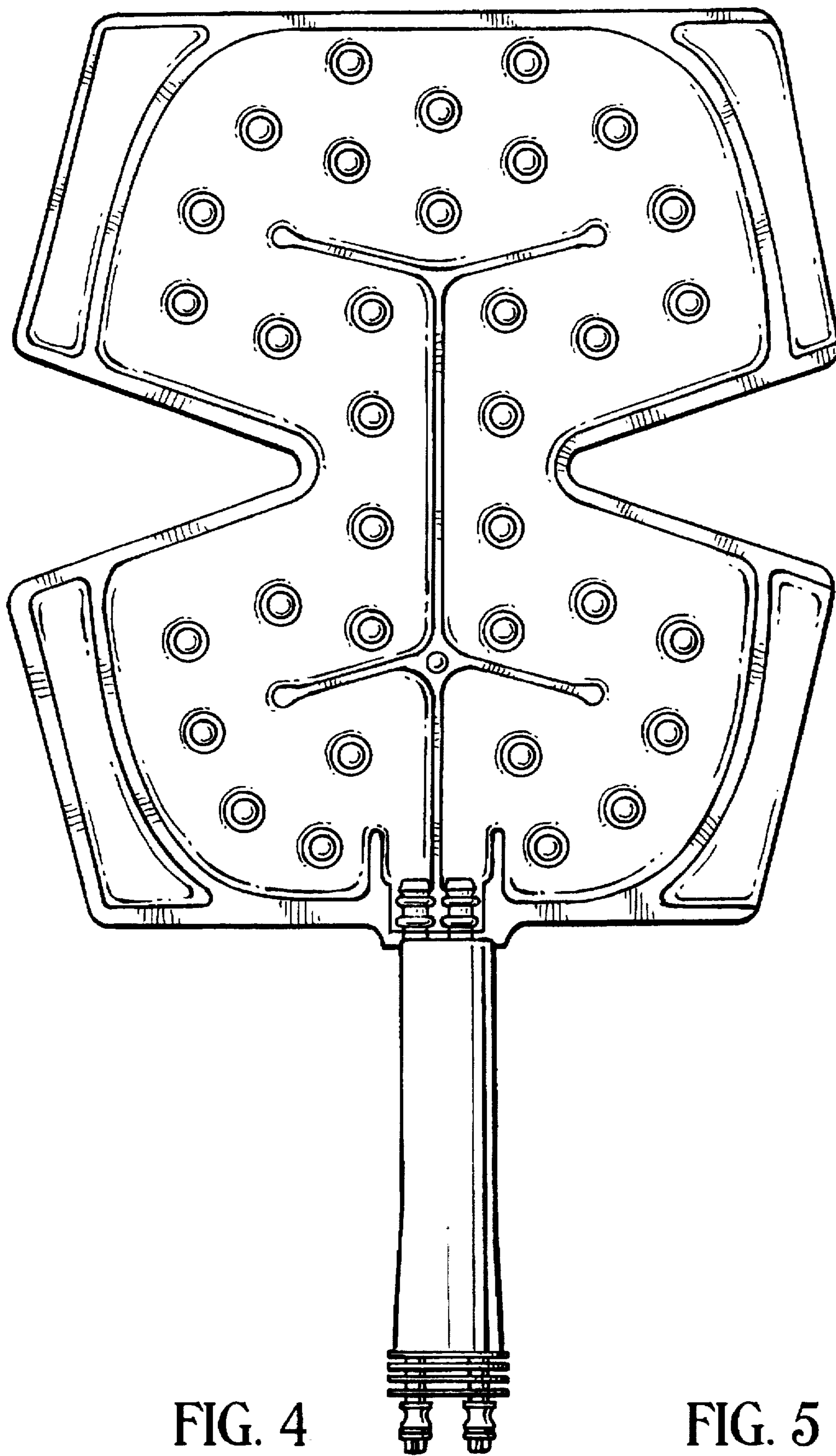


FIG. 4

FIG. 5

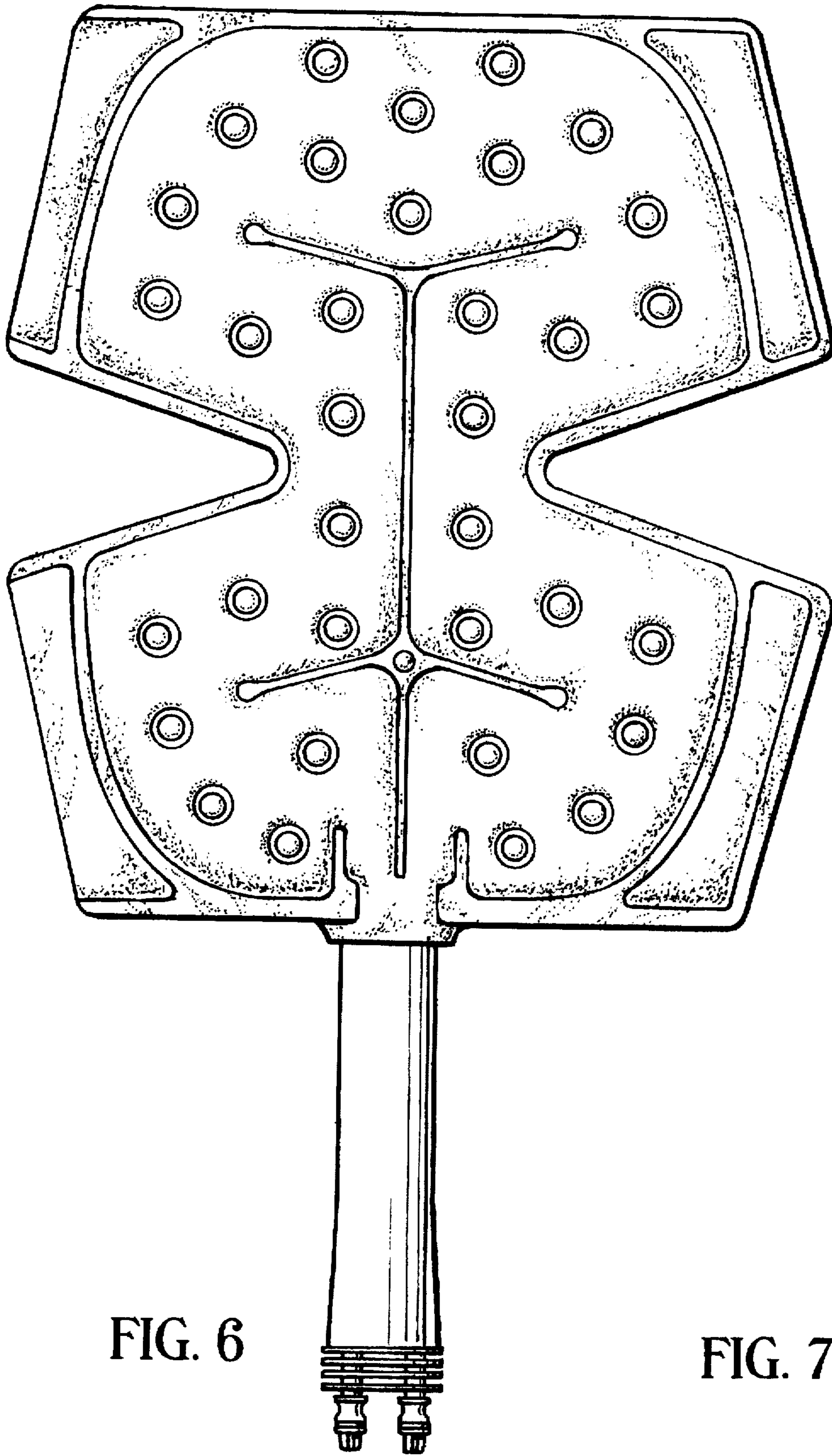


FIG. 6



FIG. 7