



US00D383846S

**United States Patent** [19]  
**Goldstein**

[11] **Patent Number: Des. 383,846**

[45] **Date of Patent: \*\*Sep. 16, 1997**

[54] **RESILIENT FOOT SUPPORT**  
[76] **Inventor: Samuel A. Goldstein, P.O. Box 275, Westtown, Pa. 19395**  
[\*\*] **Term: 14 Years**  
[21] **Appl. No.: 33,705**  
[22] **Filed: Jan. 18, 1995**  
[51] **LOC (6) Cl. .... 07-01**  
[52] **U.S. Cl. .... D24/190; D29/120**  
[58] **Field of Search .... D24/189, 190, D24/192; D2/602, 624, 625, 627, 983, 877, 880, 500, 865, 901; D29/100, 113, 120, 121; 602/27, 66**

4,523,586 6/1985 Couri ..... D24/190 X  
4,753,228 6/1988 Selner et al. .... D24/192 X  
4,844,058 7/1989 Vogelbach ..... D24/192 X

*Primary Examiner—Paula A. Mortimer*  
*Attorney, Agent, or Firm—Eckert Seamans Cherin & Mellott*

[57] **CLAIM**

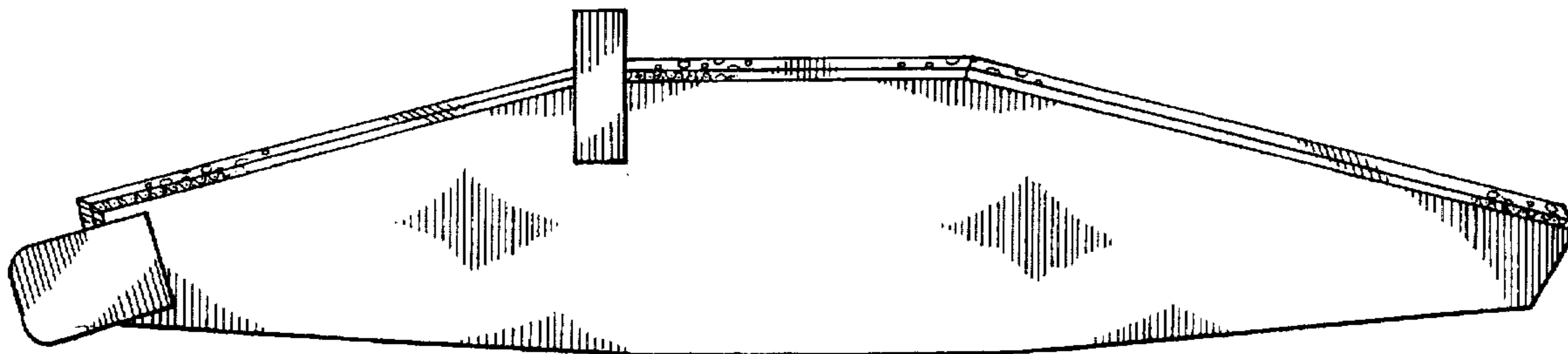
The ornamental design of a resilient foot support, as shown and described.

**DESCRIPTION**

FIG. 1 is a front top perspective view of a resilient foot support showing my new design;  
FIG. 2 is a rear top perspective view thereof;  
FIG. 3 is a bottom plan view in an alternate position;  
FIG. 4 is a side perspective view in an alternate position;  
FIG. 5 is a top plan view of FIG. 2;  
FIG. 6 is a front elevational view thereof; and  
FIG. 7 is a rear elevational view thereof.  
The broken line showing the human form in FIGS. 3 and 4 is for illustrative purposes only and forms no part of the claimed design.

[56] **References Cited**  
**U.S. PATENT DOCUMENTS**  
D. 363,146 10/1995 Pando ..... D29/120  
2,687,722 8/1954 Larney ..... D24/189 X  
3,189,026 6/1965 Barnett ..... D2/602 X  
3,238,536 3/1966 Gettinger ..... D2/880 X  
3,506,000 4/1970 Barer ..... D24/192 X  
3,921,626 11/1975 Neel ..... D24/191

**1 Claim, 2 Drawing Sheets**



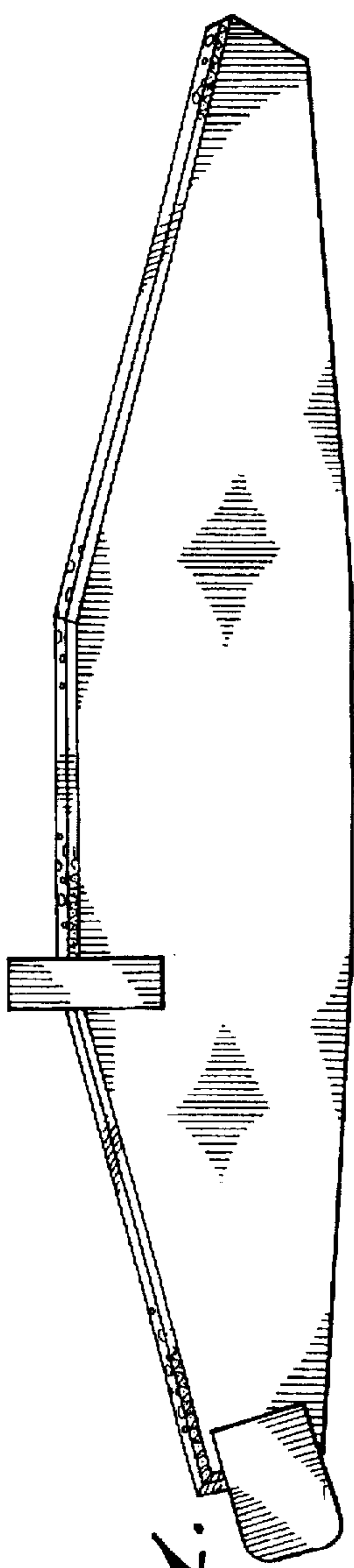


FIG. 1.

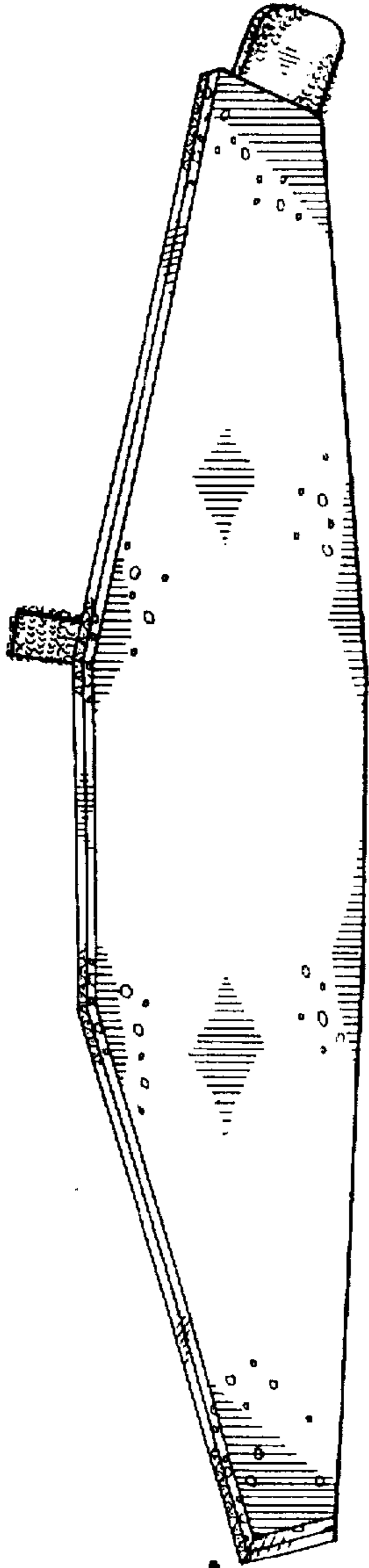


FIG. 2.

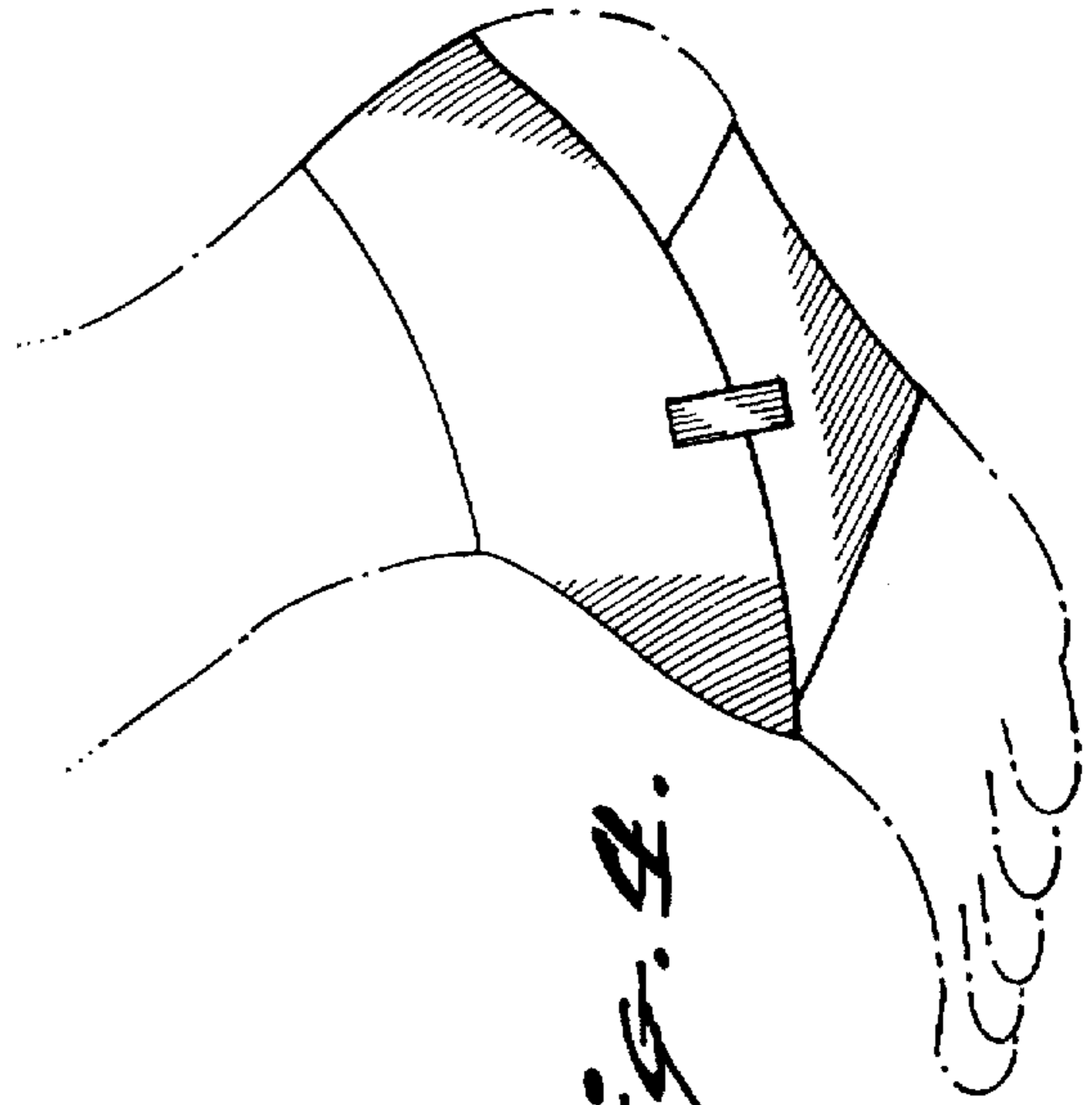


FIG. 4.

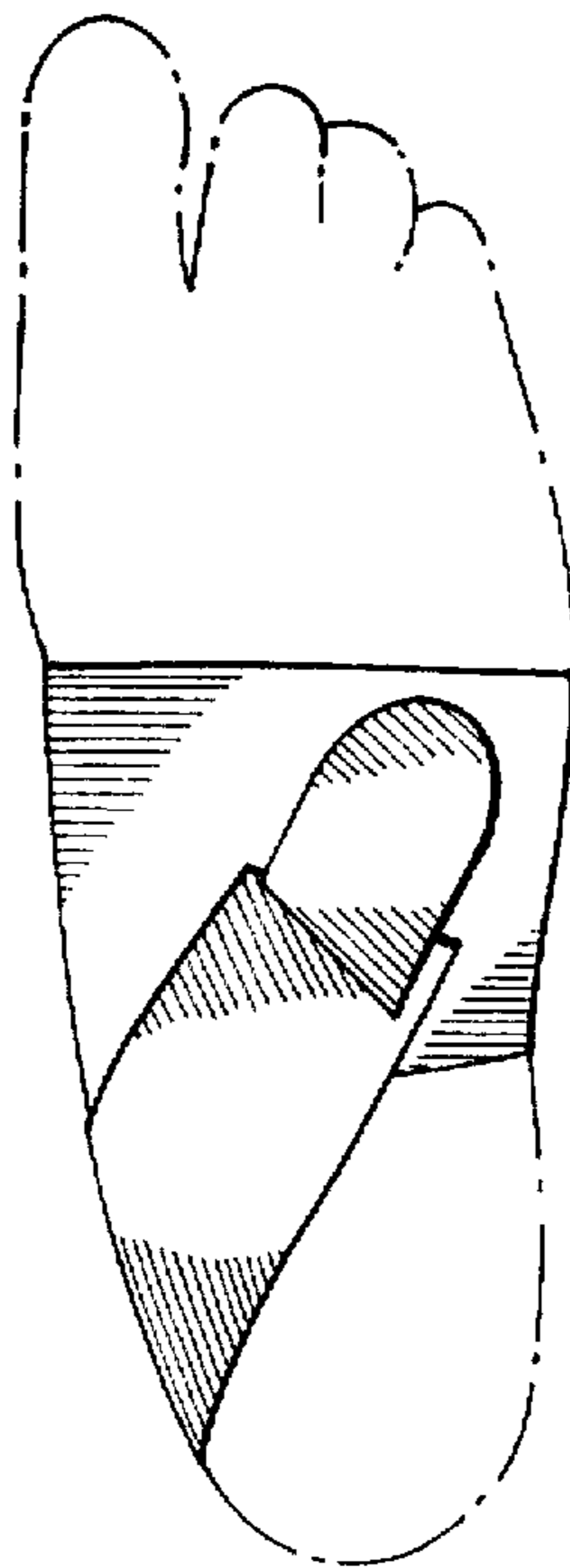
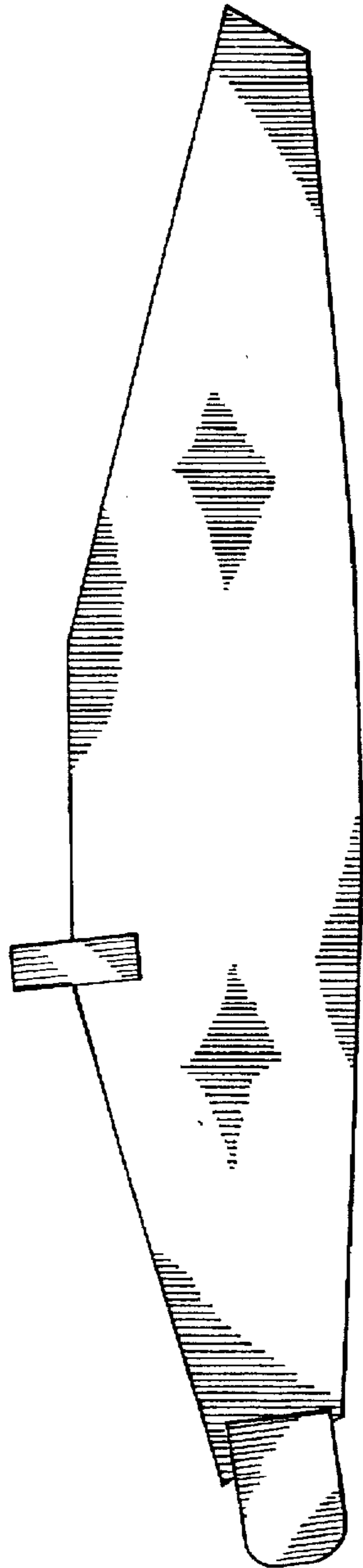


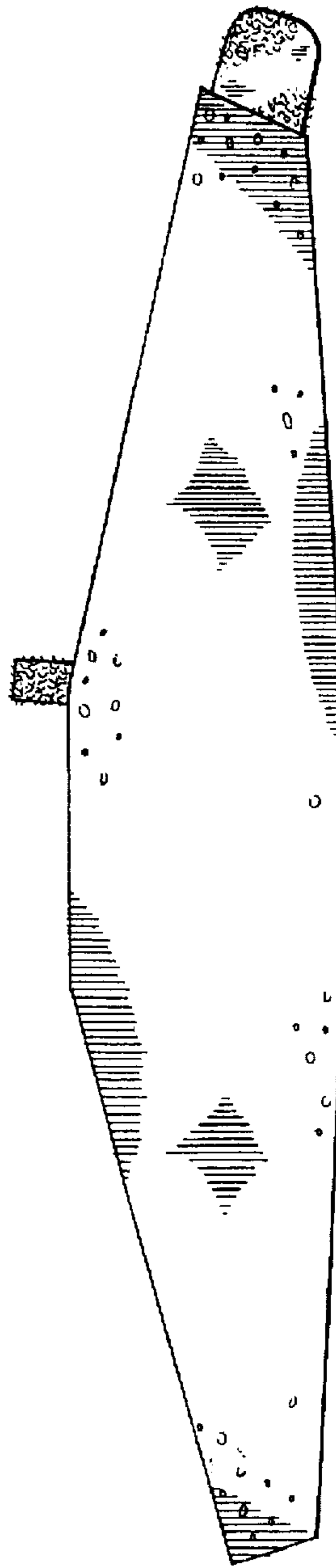
FIG. 3.



*FIG. 5.*



*FIG. 6.*



*FIG. 7.*