



US00D383822S

United States Patent [19]

Boone et al.

[11] Patent Number: Des. 383,822

[45] Date of Patent: **Sep. 16, 1997

[54] GRIP

[75] Inventors: **David L. Boone; Loren Smeltzer**, both of Phoenix; **Jeannette Huffman**, Scottsdale; **Ricky Ray Dillman, Sr.**, Glendale, all of Ariz.

[73] Assignee: **Royal Grip, Inc.**, Tempe, Ariz.

[**] Term: **14 Years**

[21] Appl. No.: **58,306**

[22] Filed: **Aug. 5, 1996**

Related U.S. Application Data

[60] Division of Ser. No. 27,960, Sep. 2, 1994, which is a continuation-in-part of Ser. No. 27,170, Aug. 15, 1994, Pat. No. Des. 363,963.

[51] LOC (6) Cl. **21-02**

[52] U.S. Cl. **D21/222**

[58] Field of Search D21/222; 473/300-303

[56] References Cited

U.S. PATENT DOCUMENTS

- D. 243,355 2/1977 Spencer .
- D. 244,100 4/1977 Spencer .
- D. 245,797 9/1977 Hollendorfer .
- D. 258,168 2/1981 MacDougall .
- D. 259,802 7/1981 Williams .
- D. 268,944 5/1983 Southey .
- D. 281,991 12/1985 Solheim .
- D. 284,298 6/1986 Kobayashi .
- D. 287,527 12/1986 Solheim .
- D. 290,730 7/1987 Solheim .
- D. 307,169 4/1990 Aldridge .
- D. 315,006 2/1991 Solheim .
- D. 321,546 11/1991 DeLuca .
- D. 322,637 12/1991 Aldridge .
- D. 333,333 2/1993 Solheim .

- D. 334,224 3/1993 Downey .
- D. 336,322 6/1993 Poincenot .
- 1,587,082 6/1926 Mattern .
- 2,207,062 7/1940 Lamkin 473/302
- 2,513,655 7/1950 Lamkin et al. 473/302
- 3,028,283 4/1962 Lundgrn et al. 473/302 X
- 4,552,713 11/1985 Cavicchioli .
- 4,919,420 4/1990 Sato .
- 4,974,846 12/1990 Fenton .
- 5,087,042 2/1992 Solheim .
- 5,248,141 9/1993 Kelly .
- 5,261,665 11/1993 Downey .

FOREIGN PATENT DOCUMENTS

- 2120557 5/1983 United Kingdom .
- 2154454 2/1985 United Kingdom .

OTHER PUBLICATIONS

- Golf Day; p. 21; "Royal Grip" item B, box, upper right corner of page Nov. 1995.
- Golf Day; p. 6; golf grip item J; p. 9 "Neumann Leather Grip", box, lower right corner of page Apr. 1991.
- Golf Day; p. 21; "Royal Grip" items C and E, box upper right corner of page Jun. 1994.

Primary Examiner—Ted Shooman
Assistant Examiner—Mitchell I. Siegel
Attorney, Agent, or Firm—Snell & Wilmer L.L.P.

[57] CLAIM

The ornamental design for the grip, as shown and described.

DESCRIPTION

- FIG. 1 is a front view of a grip showing my new design in accordance with our invention;
- FIG. 2 is a back view;
- FIG. 3 is a top view; and,
- FIG. 4 is a bottom view.

1 Claim, 1 Drawing Sheet



FIG. 1

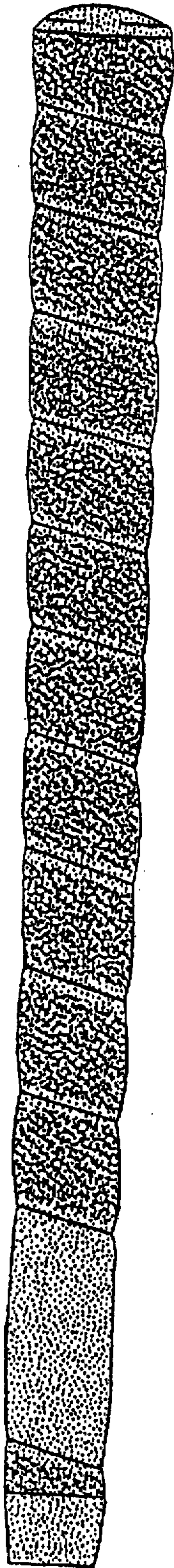


FIG. 2

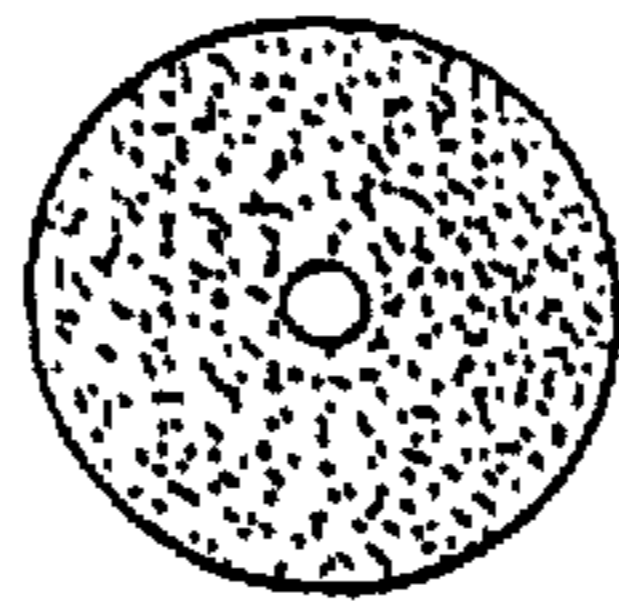
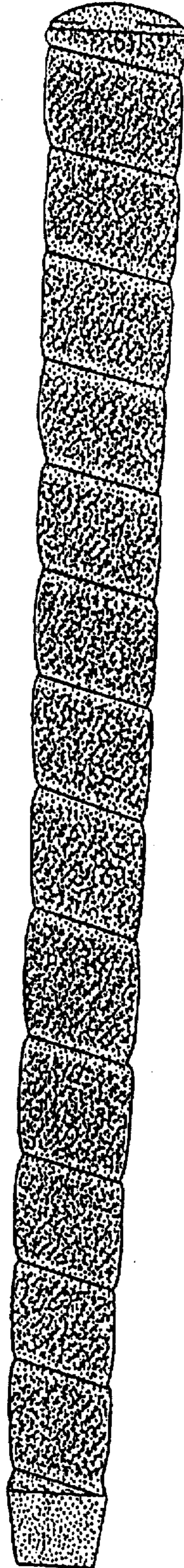


FIG. 3

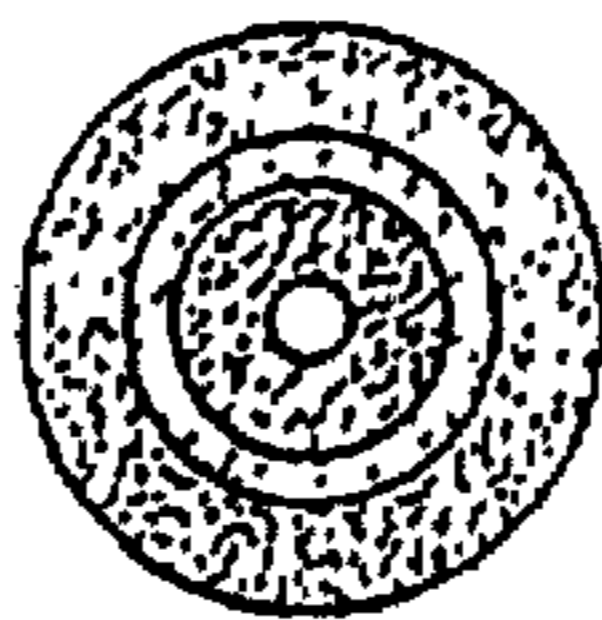


FIG. 4