



US00D383805S

United States Patent [19]

[11] Patent Number: Des. 383,805

Zheng

[45] Date of Patent: **Sep. 16, 1997

[54] CONSTRUCTIONAL TOY PIECE

[76] Inventor: Yu Zheng, 1065 Howard Ave., Covina, Calif. 91722

[**] Term: 14 Years

[21] Appl. No.: 57,053

[22] Filed: Jul. 15, 1996

[51] LOC (6) Cl. 21-01

[52] U.S. Cl. D21/108

[58] Field of Search D21/108; D25/113-118; 446/106, 125, 127; 52/606, 596, 604, 605, 102

| | | | |
|-----------|---------|----------------|---------|
| 3,023,890 | 3/1962 | Scholten | D21/108 |
| 3,701,214 | 10/1972 | Sakamoto . | |
| 3,855,752 | 12/1974 | Aylon | 52/605 |
| 4,107,894 | 8/1978 | Mullins . | |
| 4,182,072 | 1/1980 | Much . | |
| 4,740,188 | 4/1988 | Coster . | |
| 5,215,490 | 6/1993 | Szoradi | 446/125 |
| 5,281,181 | 1/1994 | McCollum | 446/106 |

Primary Examiner—Raphael Barkai
Attorney, Agent, or Firm—Raymond Sun

[57] CLAIM

The ornamental design for a constructional toy piece, as shown and described.

DESCRIPTION

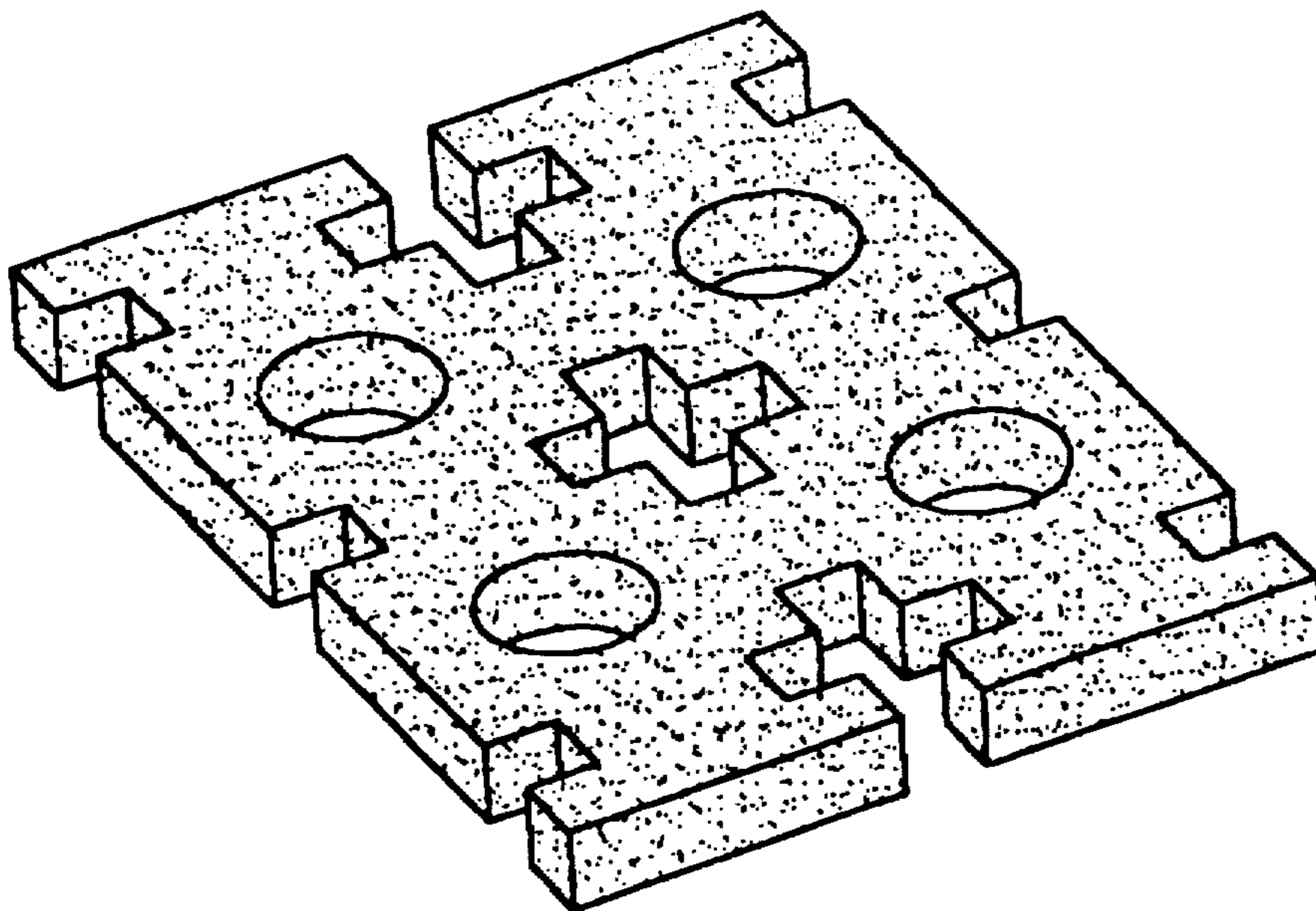
FIG. 1 is a perspective view of my constructional toy piece; FIG. 2 is a front plan view of the constructional toy piece of FIG. 1, the rear view being identical thereto; FIG. 3 is top plan view of the constructional toy piece of FIG. 1, the bottom plan view being identical thereto; and, FIG. 4 is a left side elevational view of the constructional toy piece of FIG. 1, the right side elevational view being identical thereto.

1 Claim, 1 Drawing Sheet

[56] References Cited

U.S. PATENT DOCUMENTS

| | | | |
|------------|---------|------------------|---------|
| D. 4,058 | 5/1870 | Ellis | D21/108 |
| D. 236,221 | 8/1975 | McAllister | D21/108 |
| D. 245,435 | 8/1977 | Gnehm | D21/108 |
| D. 247,132 | 1/1978 | Gnehm | D21/108 |
| D. 252,951 | 9/1979 | Schuring . | |
| 1,163,851 | 12/1915 | Pringle | D21/108 |
| 1,562,006 | 11/1925 | Sichterman | 446/106 |
| 1,882,607 | 3/1932 | Howard . | |
| 2,712,200 | 7/1955 | Dearling . | |



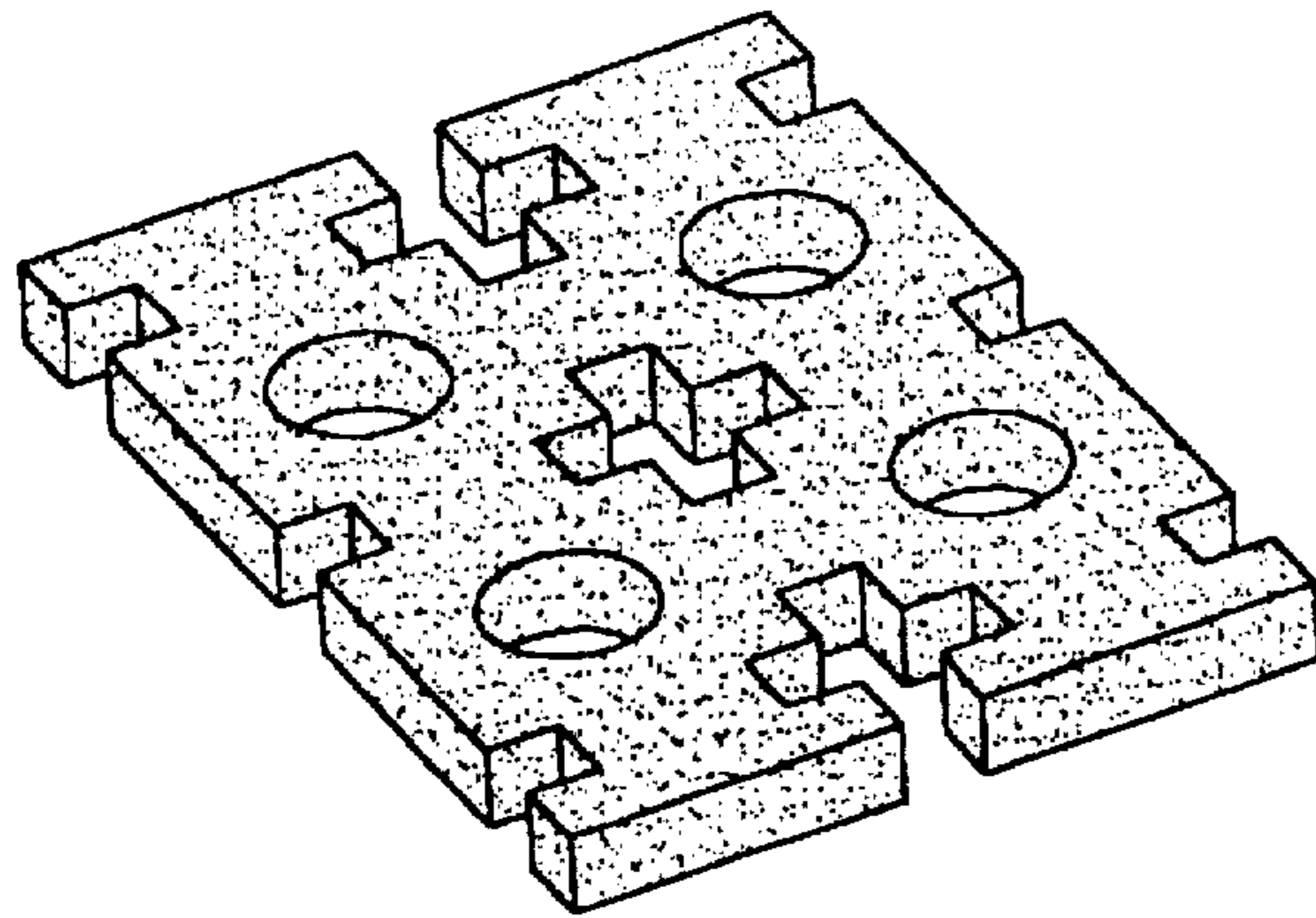


FIG. 1




FIG. 2



FIG. 3



FIG. 4