



US00D383802S

United States Patent [19]

[11] Patent Number: **Des. 383,802**

Levy

[45] Date of Patent: ****Sep. 16, 1997**

[54] **CAP FOR A GAMING DEVICE**

Primary Examiner—Prabhakar G. Deshmukh
Attorney, Agent, or Firm—Bernhard Kreten

[75] Inventor: **Richard Levy**, Henderson, Nev.

[73] Assignee: **Casino Data Systems**, Las Vegas, Nev.

[57] **CLAIM**

[**] Term: **14 Years**

The ornamental design for a cap for a gaming device, as shown and described.

[21] Appl. No.: **57,696**

DESCRIPTION

[22] Filed: **Jul. 30, 1996**

[51] LOC (6) Cl. **21-01**

FIG. 1 is a perspective view of a cap for a gaming device showing my new design;

[52] U.S. Cl. **D21/48; D21/13**

FIG. 2 is a top view thereof;

[58] Field of Search D21/1, 48, 13;
273/148 R, 148 B, 459; 463/30-36, 40-47,
1; D14/124, 217

FIG. 3 is a front view thereof;

[56] **References Cited**

FIG. 4 is a right side view thereof, the left side being a mirror image thereof;

U.S. PATENT DOCUMENTS

FIG. 5 is a back view thereof; and,

- D. 95,095 4/1935 Wachs D21/5
- D. 261,782 11/1981 Muir D21/13
- D. 273,310 4/1984 Pohanka D21/13
- D. 297,655 9/1988 Daugherty D21/13
- D. 367,687 3/1996 Carter D21/13 X

FIG. 6 is a bottom view thereof.

OTHER PUBLICATIONS

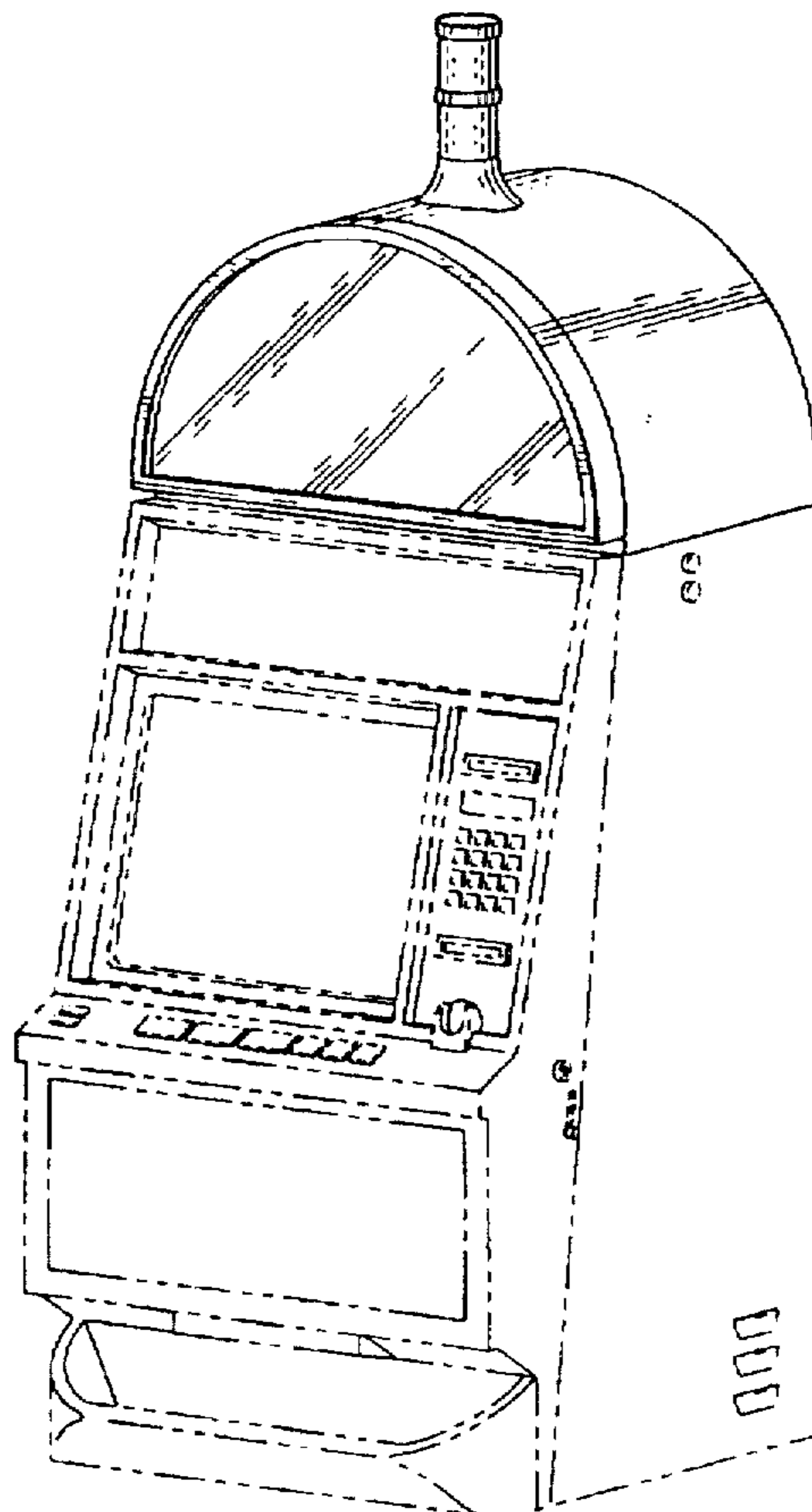
The broken-line showing of environmental structure in FIG. 1 is for illustrative purposes only and forms no part of the claimed design.

Vending Times, Oct. 1980, p. 100.

Sears Toys 1985, p. 494, bottom right Item #4.

Vending Times, Aug. 1988, p. 77.

1 Claim, 2 Drawing Sheets



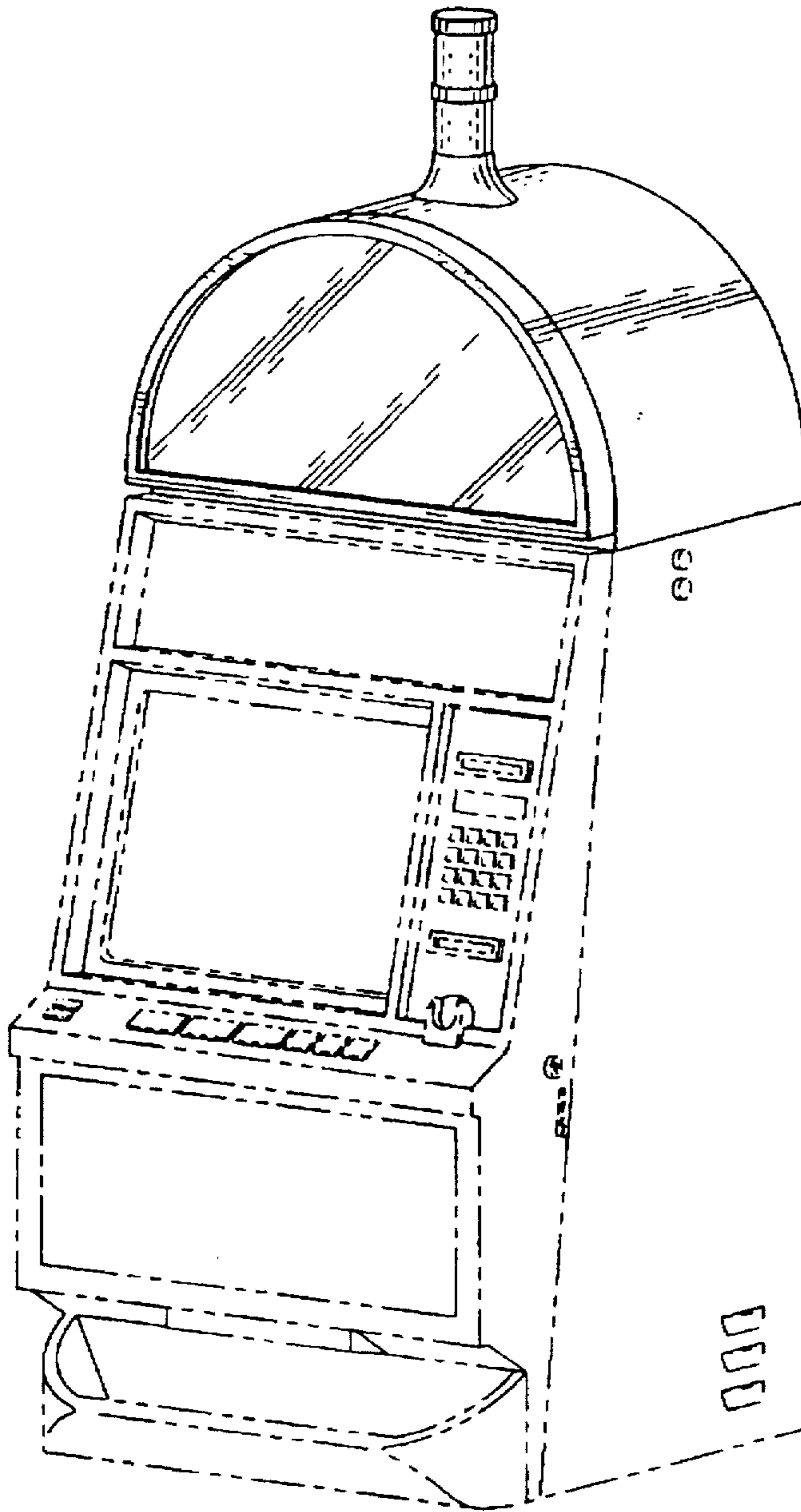


Fig. 1

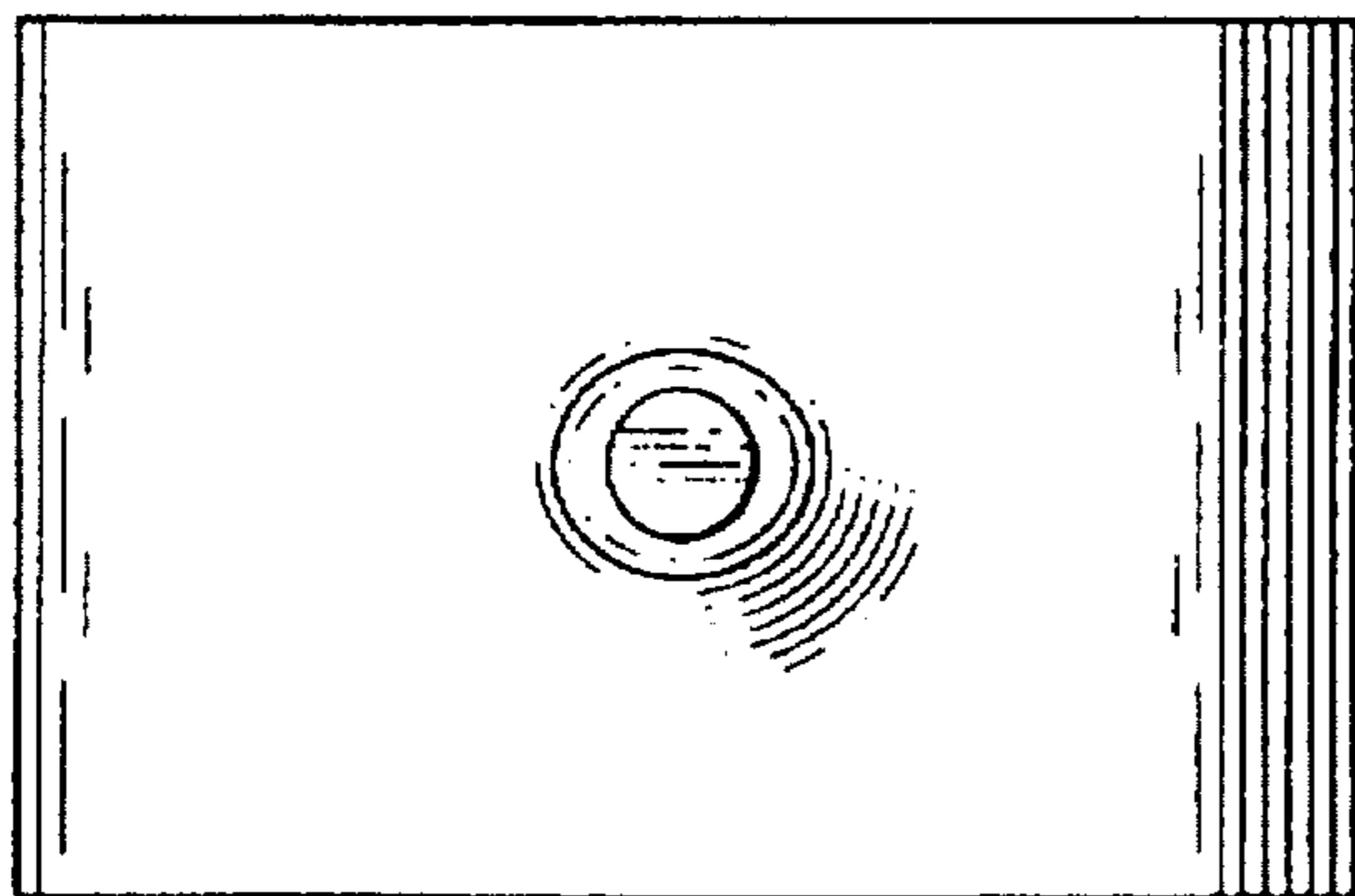


Fig. 2




Fig. 3




Fig. 4




Fig. 5




Fig. 6