

US00D383792S

**United States Patent** [19]  
**Stephani**

[11] **Patent Number:** **Des. 383,792**  
[45] **Date of Patent:** **\*\*Sep. 16, 1997**

[54] **FENCE**

[75] **Inventor:** **Stephan Stephani, Unna, Germany**

[73] **Assignee:** **N.V. Bekaert S.A., Zwevegem, Belgium**

[\*\*] **Term:** **14 Years**

[21] **Appl. No.:** **62,091**

[22] **Filed:** **Nov. 7, 1996**

[51] **LOC (6) Cl.** ..... **25-02**

[52] **U.S. Cl.** ..... **D25/45**

[58] **Field of Search** ..... **D25/45; 256/32, 256/33, 34, 11**

[56] **References Cited**

**U.S. PATENT DOCUMENTS**

452,952 5/1891 *Adriance* ..... **D25/45**

*Primary Examiner*—Doris Clark  
*Attorney, Agent, or Firm*—Shlesinger, Arkwright & Garvey LLP

[57] **CLAIM**

The ornamental design for the fence, as shown and described.

**DESCRIPTION**

FIG. 1 is a front elevational of a fence showing a preferred embodiment of my design, the rear view being substantially the same;

FIG. 2 is an end view of the fence of FIG. 1, the opposite end view being substantially the same;

FIG. 3 is a partial top view of the fence of FIG. 1;

FIG. 4 is a partial bottom view of the fence of FIG. 1;

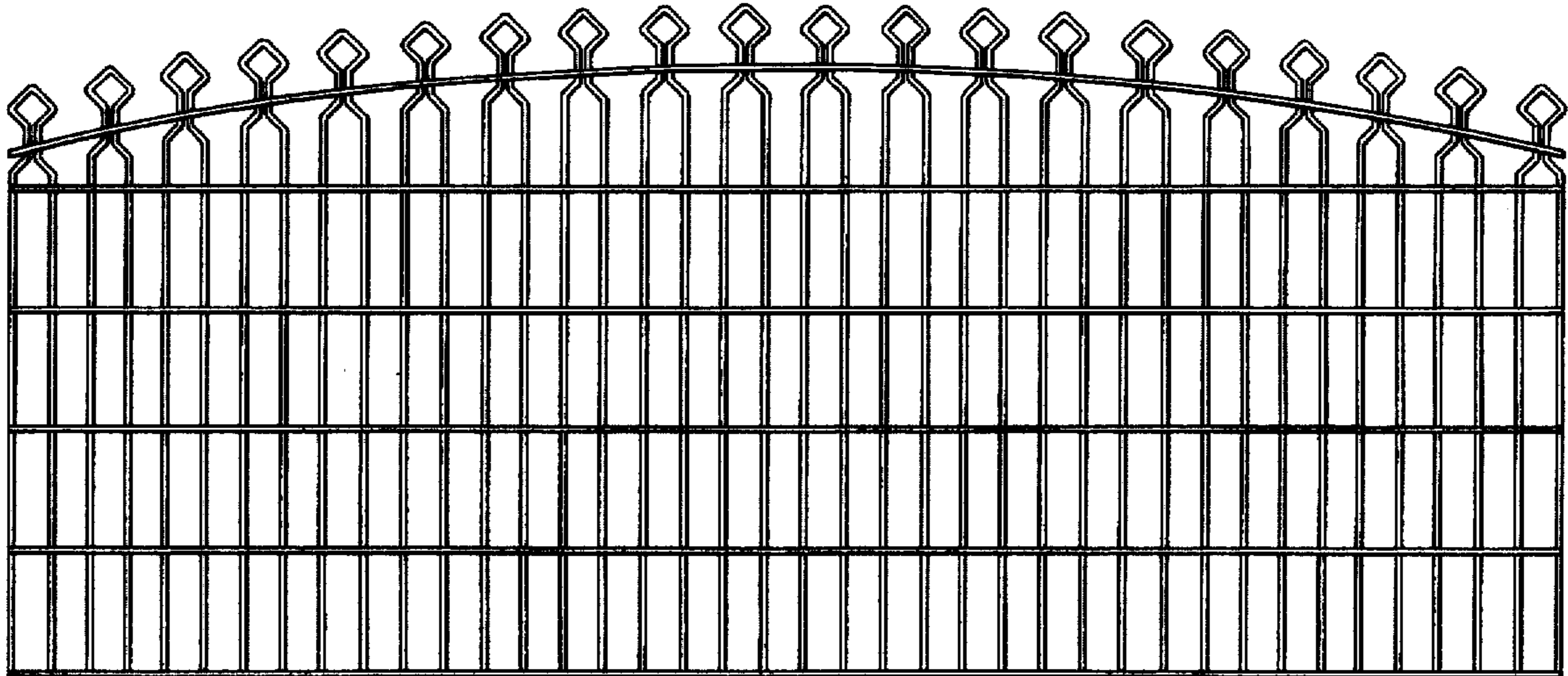
FIG. 5 is a rear elevational view of a second embodiment of a fence showing my design, the front is substantially the same as the front of the fence in FIG. 1;

FIG. 6 is an end view of the fence of FIG. 5, the opposite end view being substantially the same;

FIG. 7 is a partial top view of the fence of FIG. 5; and,

FIG. 8 is a partial bottom view of the fence of FIG. 5.

**1 Claim, 3 Drawing Sheets**






FIG. 1



FIG. 2



FIG. 3



FIG. 4



FIG. 7



FIG. 8



FIG. 6




FIG. 5