

US00D383784S

United States Patent [19]
Shyu

[11] **Patent Number: Des. 383,784**

[45] **Date of Patent: **Sep. 16, 1997**

[54] **PAPER CLIP WITH V SHAPE**

[76] **Inventor: Jenq-Pyng Shyu, 26231 Carmel St., Laguna Hills, Calif. 92656**

[**] **Term: 14 Years**

[21] **Appl. No.: 56,665**

[22] **Filed: Jul. 5, 1996**

Related U.S. Application Data

[63] **Continuation-in-part of Ser. No. 378,958, Jan. 26, 1995.**

[51] **LOC (6) Cl. 19-02**

[52] **U.S. Cl. D19/65; D8/395; D19/91**

[58] **Field of Search D8/395, 370, 349, D8/394, 396; D19/65, 86, 90, 91, 99, 100; 24/67 R, 67.1-67.11, 545, 546, 547, 552, DIG. 8, DIG. 9, DIG. 10**

[56] **References Cited**

U.S. PATENT DOCUMENTS

D. 135,815 6/1943 Ours D19/65
D. 316,110 4/1991 Lorber D19/65

D. 356,116 3/1995 Lorber D19/65
742,892 11/1903 McGill 24/547
5,319,835 6/1994 Chao 24/67.9

FOREIGN PATENT DOCUMENTS

457163 1/1927 Germany 24/547
061851 5/1948 Netherlands 24/546

Primary Examiner—Martie Thompson

Attorney, Agent, or Firm—Gene Scott - Patent Law & Venture Group

[57] **CLAIM**

The ornamental design for a "paper clip with V-shape", as shown and described.

DESCRIPTION

FIG. 1 is a front elevational view of a paper clip with v-shape, showing my new design, the rear elevational view being a mirror image thereof;

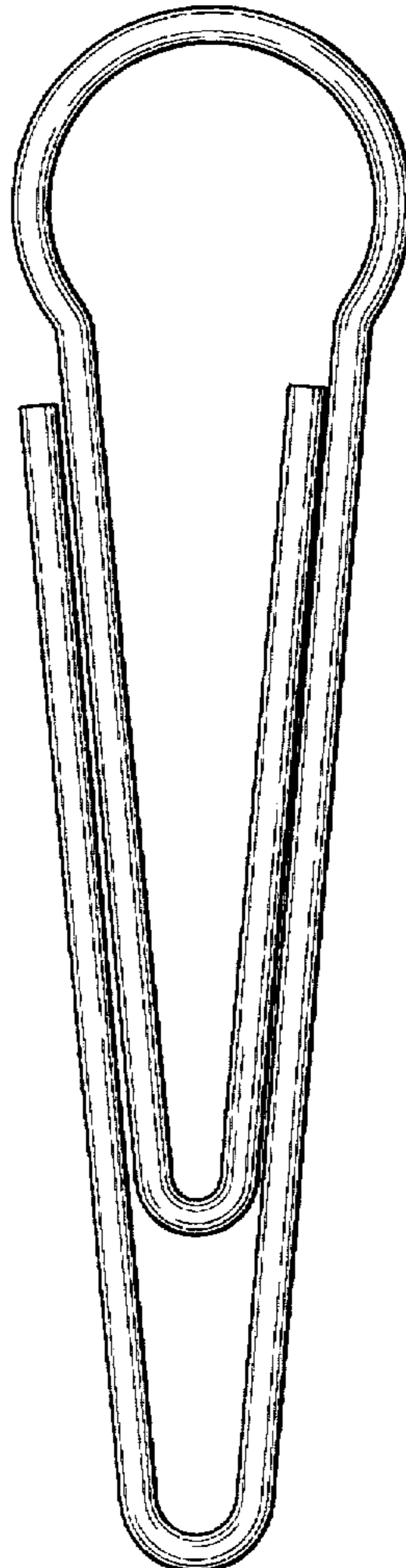
FIG. 2 is a left side elevational view thereof;

FIG. 3 is a right side elevational view thereof;

FIG. 4 is a top plan view thereof; and,

FIG. 5 is a bottom plan view thereof.

1 Claim, 1 Drawing Sheet






FIG. 4



FIG. 2

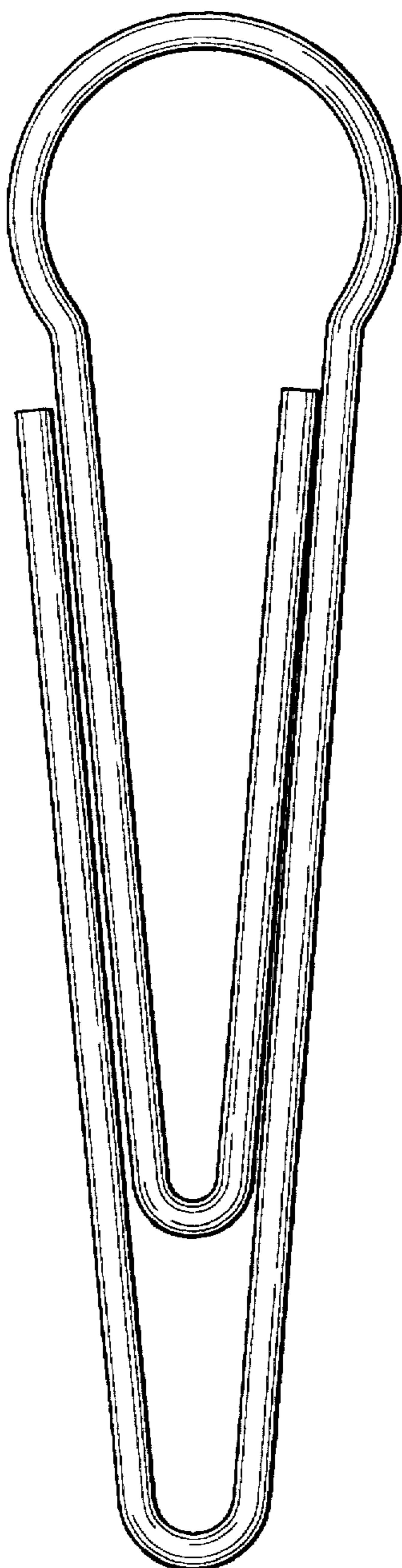


FIG. 1



FIG. 3



FIG. 5