



US00D383783S

United States Patent [19]

Jeter et al.

[11] Patent Number: **Des. 383,783**

[45] Date of Patent: ****Sep. 16, 1997**

[54] **HAND-HELD, MULTI-FUNCTIONAL DEVICES IN ONE HOUSING INCLUDING A STAPLER, STAPLE REMOVER, PENCIL SHARPENER, HOLE PUNCH, CALCULATOR, TAPE MEASURE, ARCHITECTURAL AND ENGINEERING SCALE**

D. 318,070	7/1991	Amagaya	D19/65
D. 339,536	9/1993	Ribron	D10/72
D. 367,618	3/1996	Stewart et al.	D10/72
1,828,121	10/1931	Adam et al.	7/118
2,503,380	4/1950	Derby	7/118
4,240,572	12/1980	Mitsubishi	227/76
4,791,725	12/1988	Amagaya	30/154
5,230,159	7/1993	Lipsey	33/760

[76] Inventors: **Ruane Sharon Jeter; Sheila Lynn Jeter**, both of 1779 Alvira St., Los Angeles, Calif. 90035

Primary Examiner—Martie Thompson

[**] Term: **14 Years**

[57] CLAIM

[21] Appl. No.: **52,979**

The ornamental design for a hand held multi-functional devices in one housing including a stapler, staple remover, pencil sharpener, hole punch, tape measure, calculator, architectural and engineering scale, as shown and described.

[22] Filed: **Apr. 12, 1996**

DESCRIPTION

[51] LOC (6) Cl. **19-06**

[52] U.S. Cl. **D19/65; D8/105; D10/72; D19/72; D19/73; D18/2**

[58] Field of Search D19/65, 75, 72, D19/73, 74, 99, 100; D10/72; D8/104, 105; D18/2; 7/118, 119, 160, 163, 164; 227/76; 30/154, 162, 252, 254, 255

FIG. 1 is a perspective of hand-held, multi-functional devices in one housing including a stapler, staple remover, pencil sharpener, hole punch, calculator, tape measure, architectural and engineering scale showing our new design; FIG. 2 is a perspective view of the opposite side of FIG. 1; FIG. 3 is a perspective view rotated 90 degrees from FIG. 2, showing the pencil sharpener and stapler; FIG. 4 is a perspective view rotated 90 degrees from FIG. 1; FIG. 5 is a top view of FIGS. 1, 2, 3 and 4; FIG. 6 is a perspective view of FIG. 4 with the cover member open showing the calculator function; and, FIG. 7 is a bottom view of FIGS. 1, 2, 3 and 4.

[56] References Cited

U.S. PATENT DOCUMENTS

D. 302,102	7/1989	Amagaya	D8/105
D. 304,745	11/1989	Ukisu	D19/72 X
D. 305,248	12/1989	Ukisu	D19/73 X

1 Claim, 2 Drawing Sheets

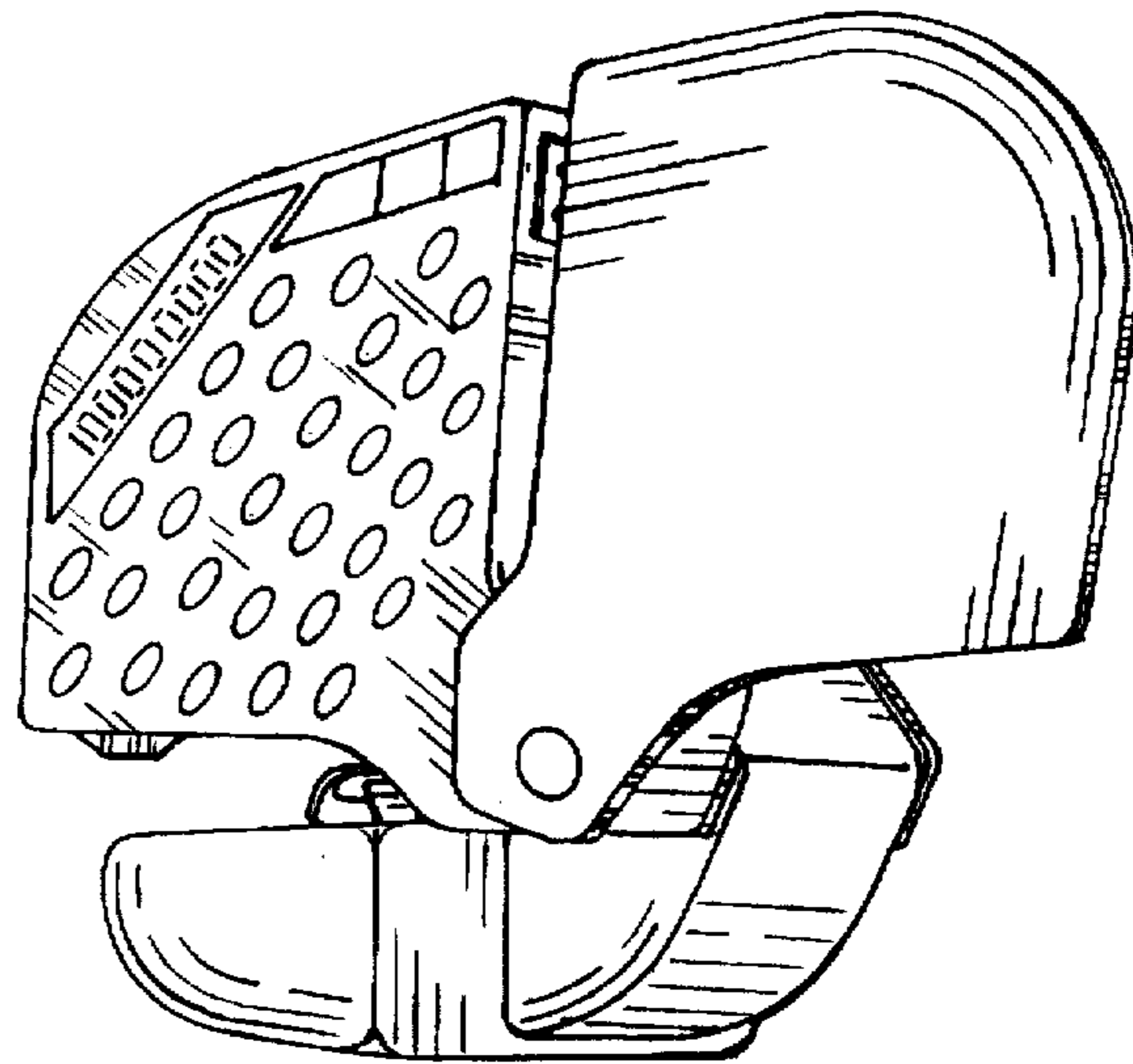



FIG. 1




FIG. 3

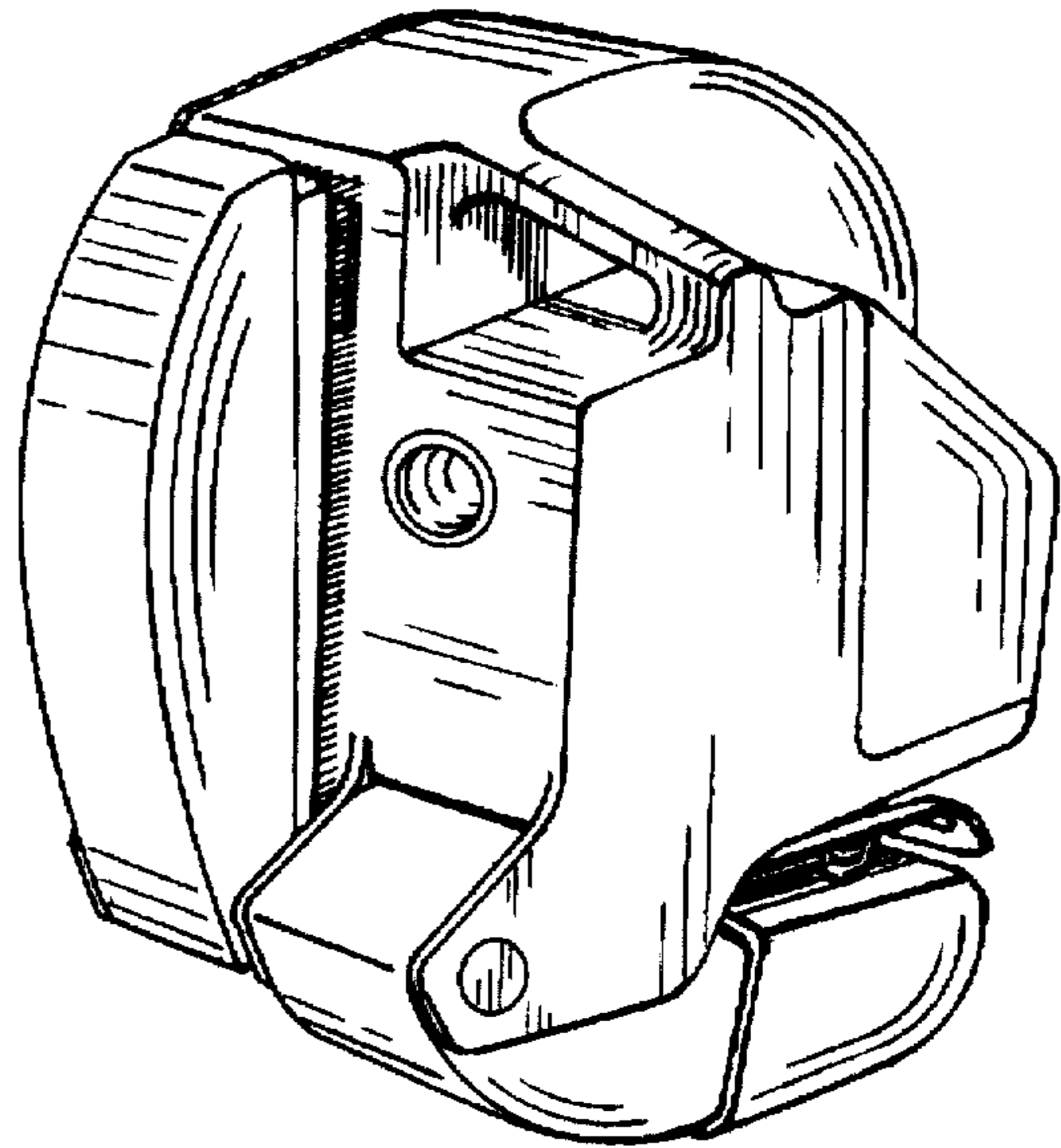


FIG. 2

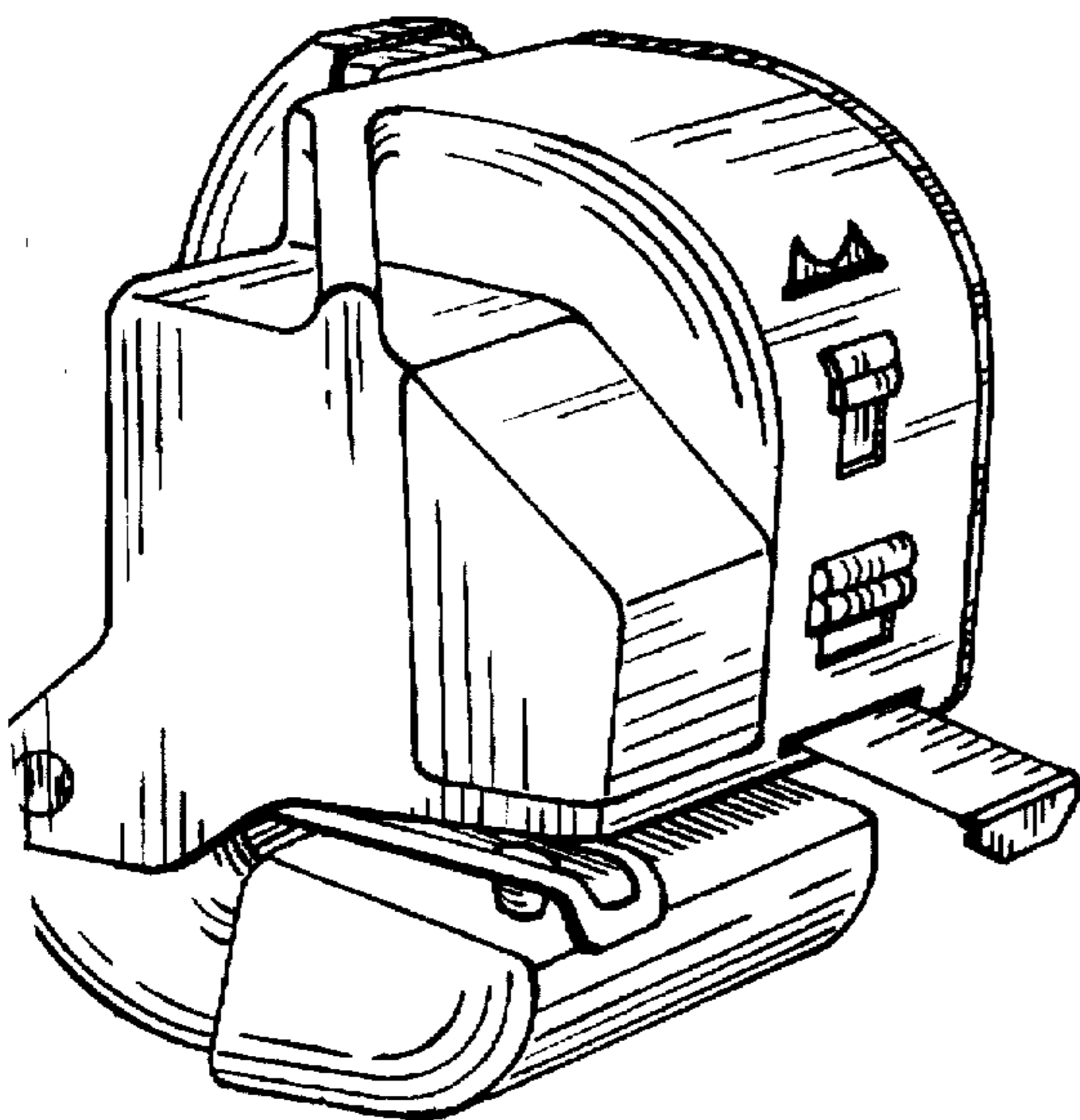


FIG. 4

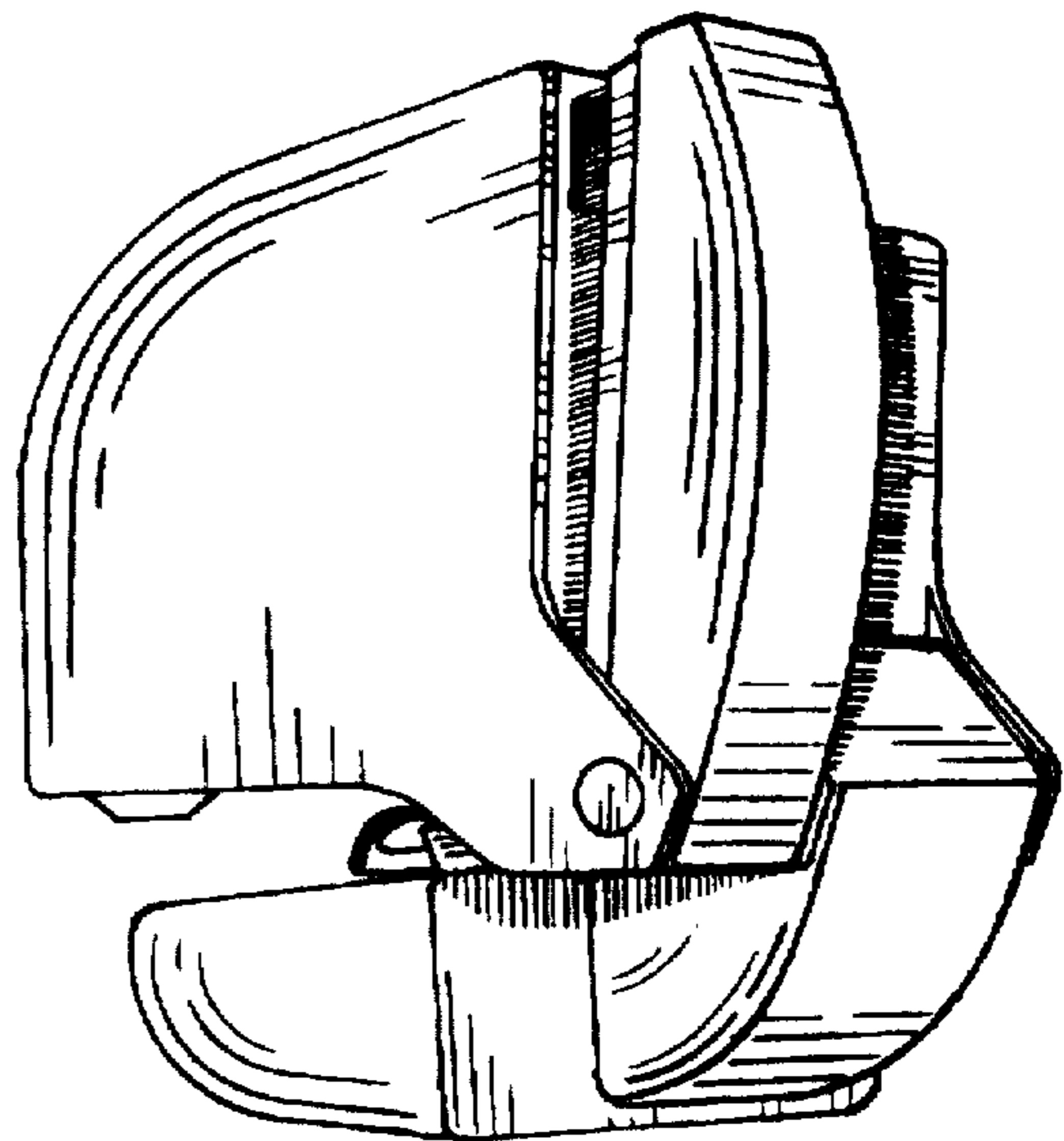


FIG. 5

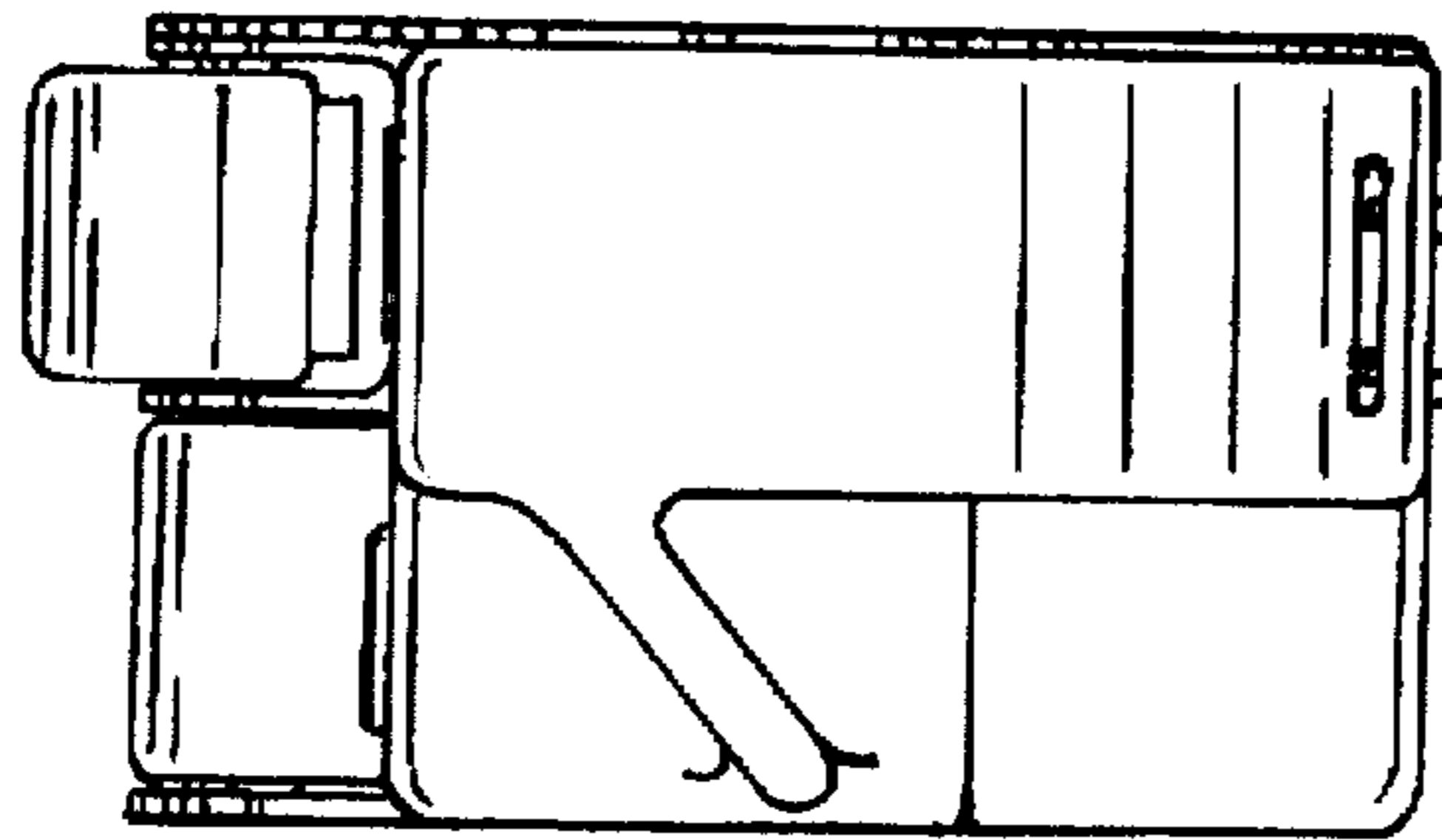


FIG. 6

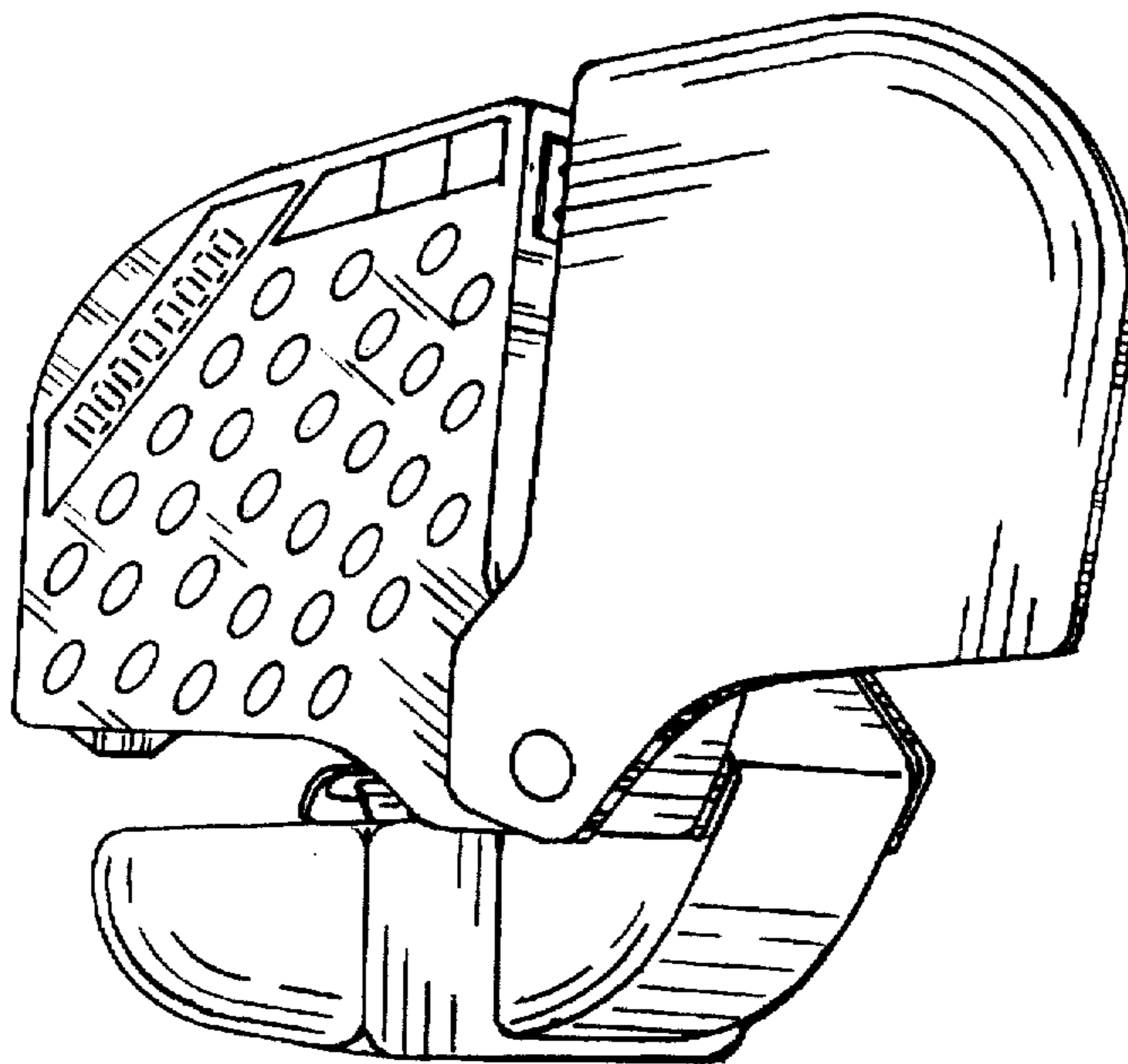


FIG. 7

