



US00D383780S

# United States Patent [19] Young

[11] Patent Number: **Des. 383,780**

[45] Date of Patent: **\*\*Sep. 16, 1997**

[54] **WRITING INSTRUMENT**

[76] Inventor: **Brian Q. Young**, P.O. Box 862469  
Terminal Annex, Los Angeles, Calif.  
90086-2469

[\*\*] Term: **14 Years**

[21] Appl. No.: **57,409**

[22] Filed: **Jul. 24, 1996**

[51] LOC (6) Cl. .... **19-06**

[52] U.S. Cl. .... **D19/49; D19/48; D19/56;  
D19/57**

[58] Field of Search ..... **D19/35, 36, 41-51,  
D19/53-58, 81-85; 401/99, 100, 209, 243-247**

[56] **References Cited**

**U.S. PATENT DOCUMENTS**

- D. 155,285 9/1949 Green et al. .... D19/46
- D. 209,993 1/1968 Horie ..... D19/57 X

- D. 284,676 7/1986 Malm ..... D19/51
- D. 328,311 7/1992 Nitta ..... D19/49
- D. 328,917 8/1992 Shike et al. .... D19/36
- D. 374,460 10/1996 Young ..... D19/48
- D. 375,323 11/1996 Young ..... D19/57 X

*Primary Examiner*—Martie Thompson

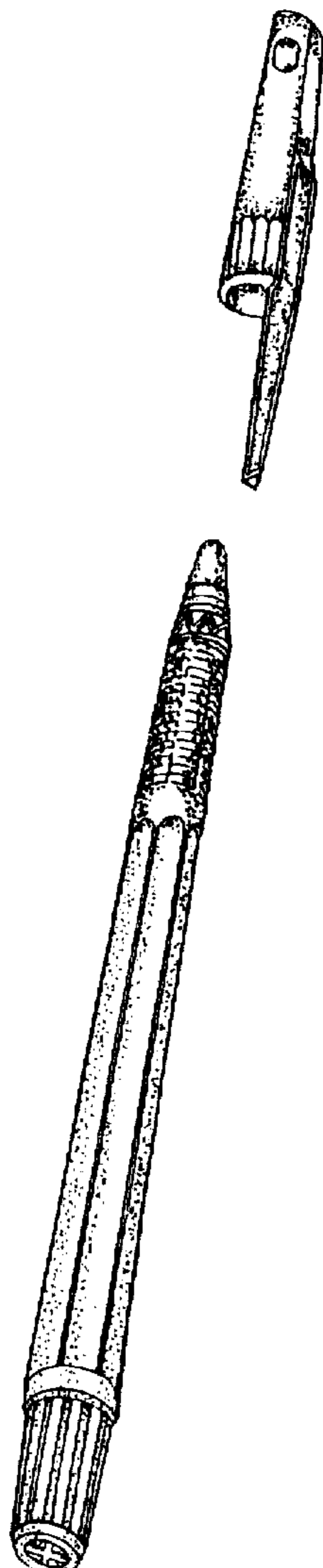
[57] **CLAIM**

The ornamental design for a "writing instrument", as shown and described.

**DESCRIPTION**

FIG. 1 is a front, left perspective view in an exploded condition showing my new design;  
 FIG. 2 is an elevational view in an exploded condition, all sides of the writing instrument body being identical;  
 FIG. 3 is a top plan view of FIG. 1; and,  
 FIG. 4 is a bottom plan view of the writing instrument body shown in FIG. 2.

**1 Claim, 2 Drawing Sheets**






FIG. 1



FIG. 3



FIG. 4

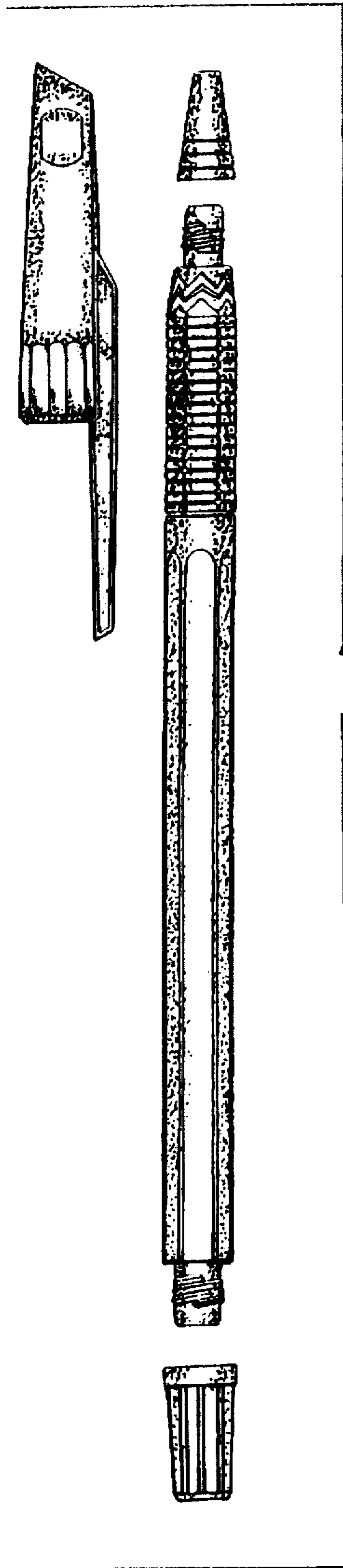


FIG. 2