

US00D383746S

United States Patent [19]

[11] Patent Number: **Des. 383,746**

Richards et al.

[45] Date of Patent: ****Sep. 16, 1997**

[54] **HOUSING FOR A PORTABLE COMMUNICATIONS DEVICE**

- D. 366,872 2/1996 Nagele et al. D14/138
- D. 367,649 3/1996 Richards et al. D14/138
- D. 370,222 5/1996 Kajita et al. D14/147 X
- D. 370,223 5/1996 Kajita et al. D14/147 X

[75] Inventors: **Scott H. Richards**, Plantation; **Wille Kottke**, Miami, both of Fla.

OTHER PUBLICATIONS

[73] Assignee: **Motorola, Inc.**, Schaumburg, Ill.

Page From German Design Publication, Item M95 00 708 #2, Dated Aug. 25, 1995.

[**] Term: **14 Years**

Page From Tacs Minimo Catalog, Ido by Oki.

[21] Appl. No.: **53,545**

Page From Korean Patent 146331, Dated Jan. 12, 1994.

[22] Filed: **Apr. 24, 1996**

Page From Japanese Publication, Panasonic Telephone, Dated Aug. 10, 1994.

[51] LOC (6) Cl. **14-03**

Primary Examiner—Jeffrey Asch

[52] U.S. Cl. **D14/138; D14/137**

Attorney, Agent, or Firm—Val Jean F. Hillman

[58] Field of Search **D14/137, 138, D14/140, 142, 147, 148, 240, 248; 379/58-61, 419, 420, 428, 440, 433-436, 454, 455; 455/89, 90**

[57] CLAIM

The ornamental design for a housing for a portable communications device, as shown and described.

[56] References Cited

DESCRIPTION

U.S. PATENT DOCUMENTS

- D. 322,435 12/1991 Nakamachi et al. D14/138
- D. 339,128 9/1993 Claxton et al. D14/138
- D. 355,185 2/1995 Watanabe D14/138
- D. 357,249 4/1995 Williams D14/147 X
- D. 361,328 8/1995 White D14/138
- D. 363,716 10/1995 Siddoway et al. D14/138
- D. 365,094 12/1995 Trahan et al. D14/147 X
- D. 365,095 12/1995 Kajita D14/147 X

FIG. 1 is a front isometric view of a housing for a portable communications device showing our new design;

FIG. 2 is a front view thereof;

FIG. 3 is left side view thereof;

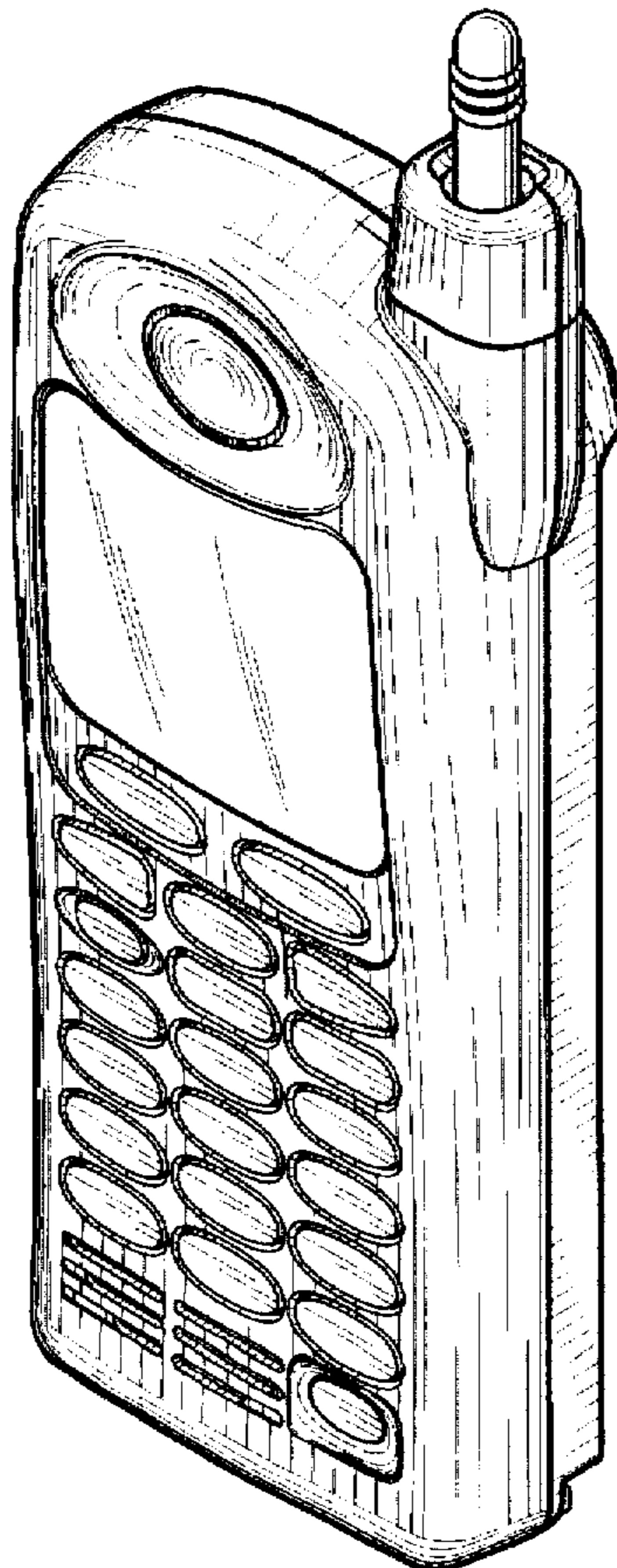
FIG. 4 is right side view thereof;

FIG. 5 is a top view thereof;

FIG. 6 is a bottom view thereof; and,

FIG. 7 is a rear view thereof.

1 Claim, 5 Drawing Sheets



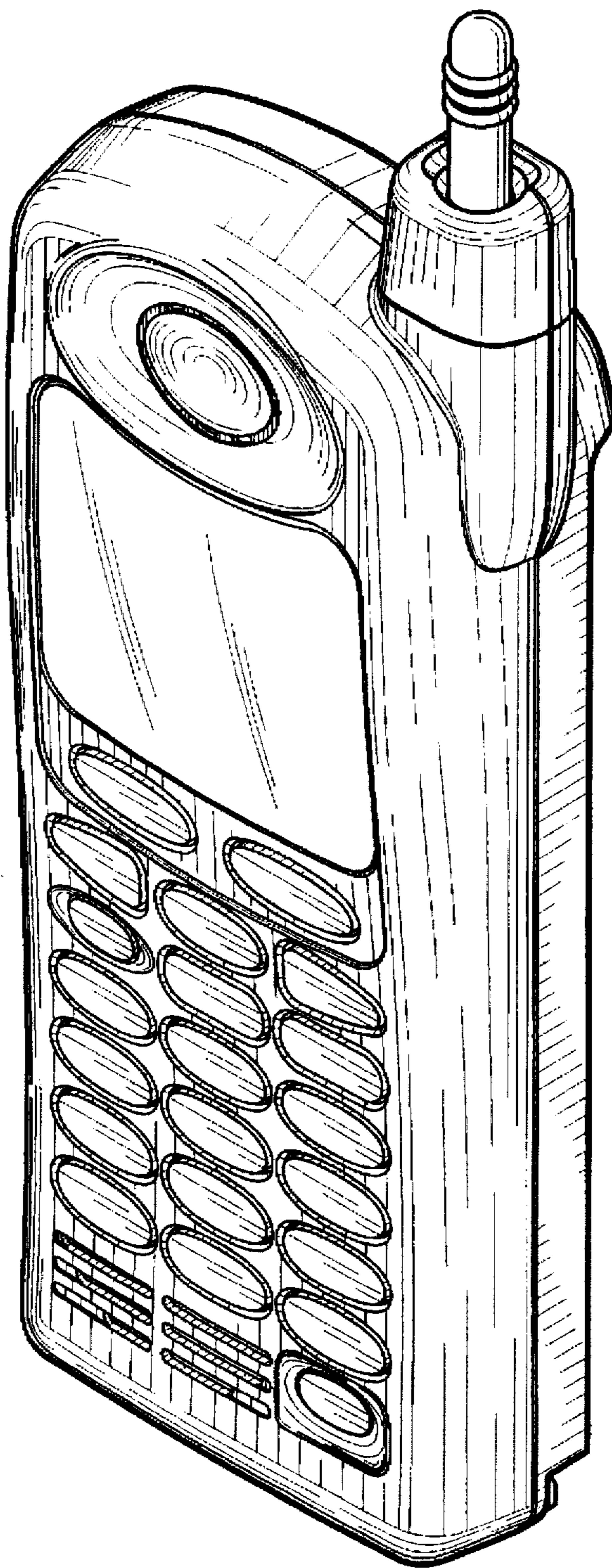


FIG. 1

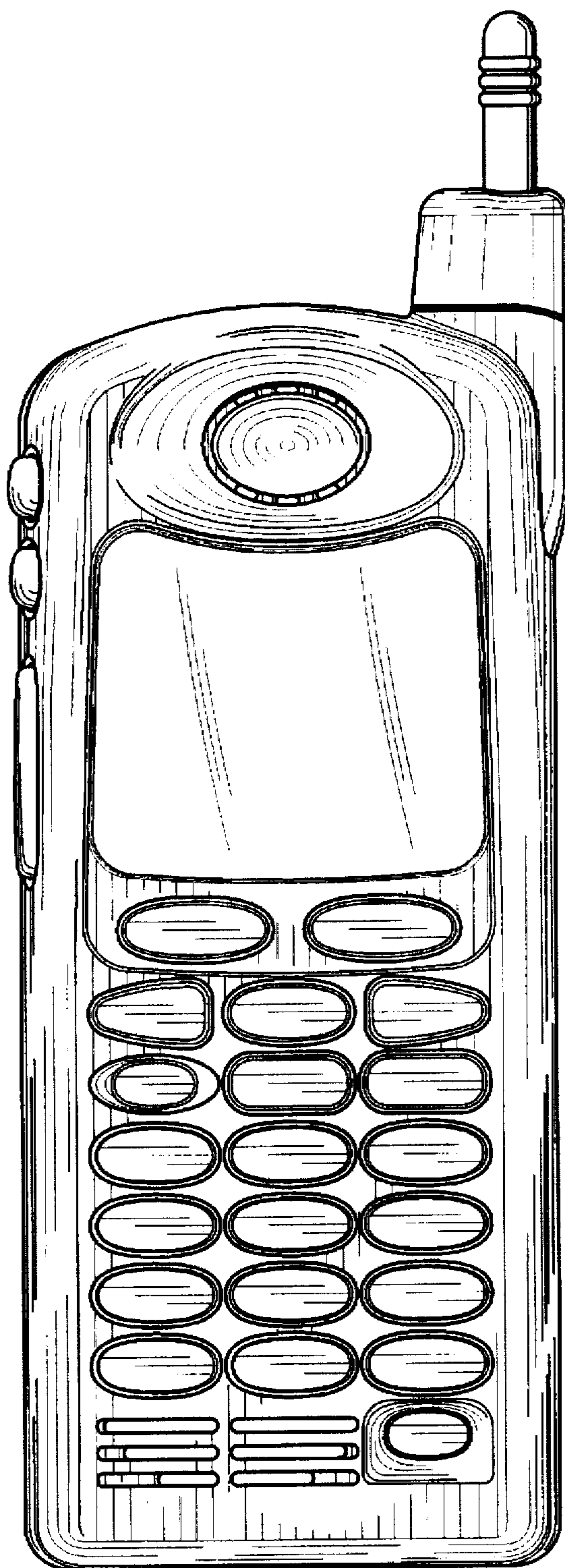


FIG. 2

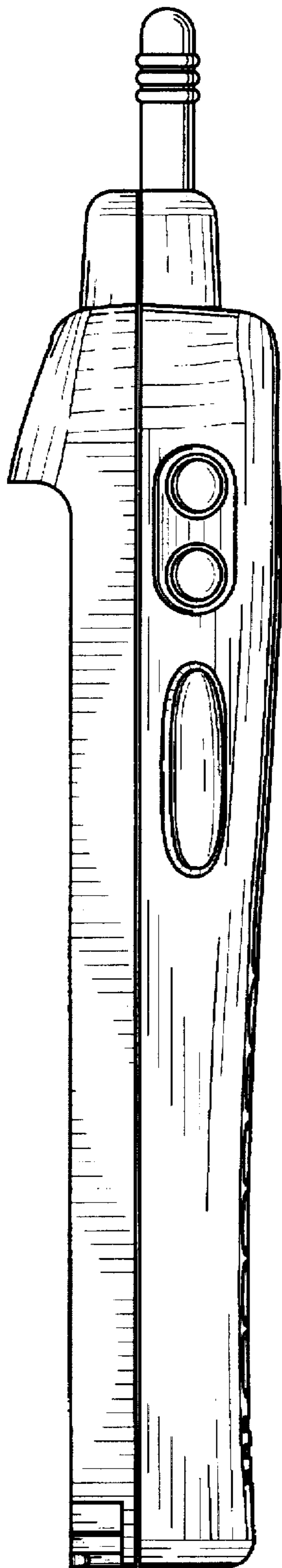


FIG. 3

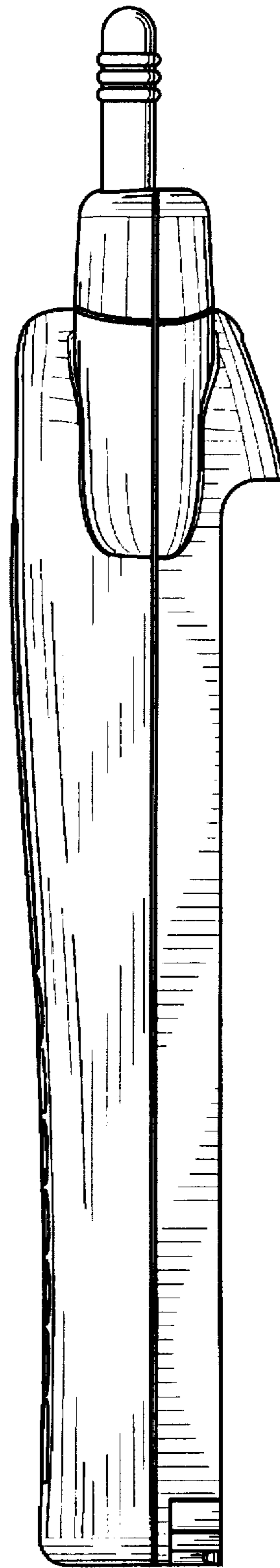


FIG. 4

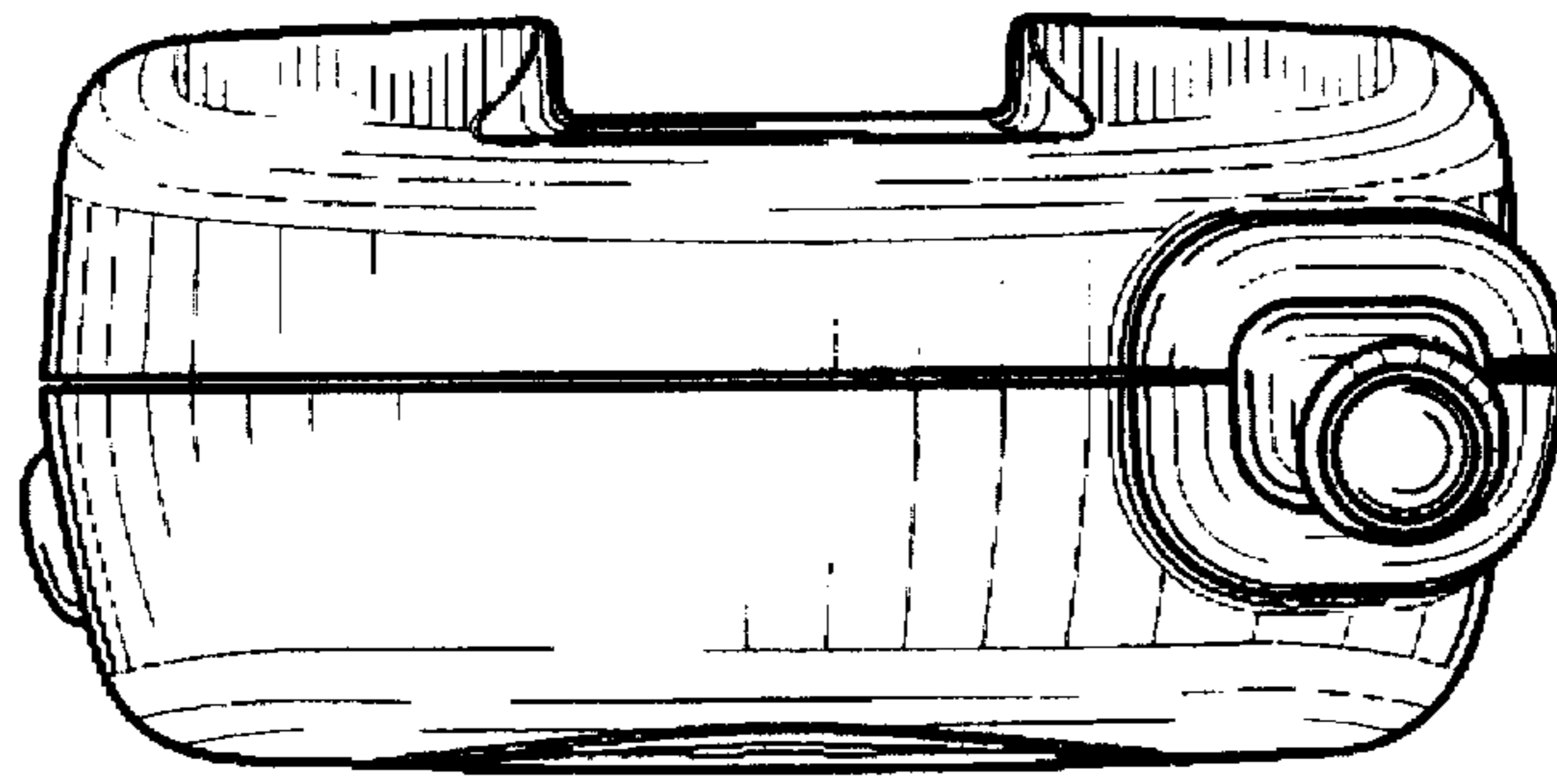


FIG. 5

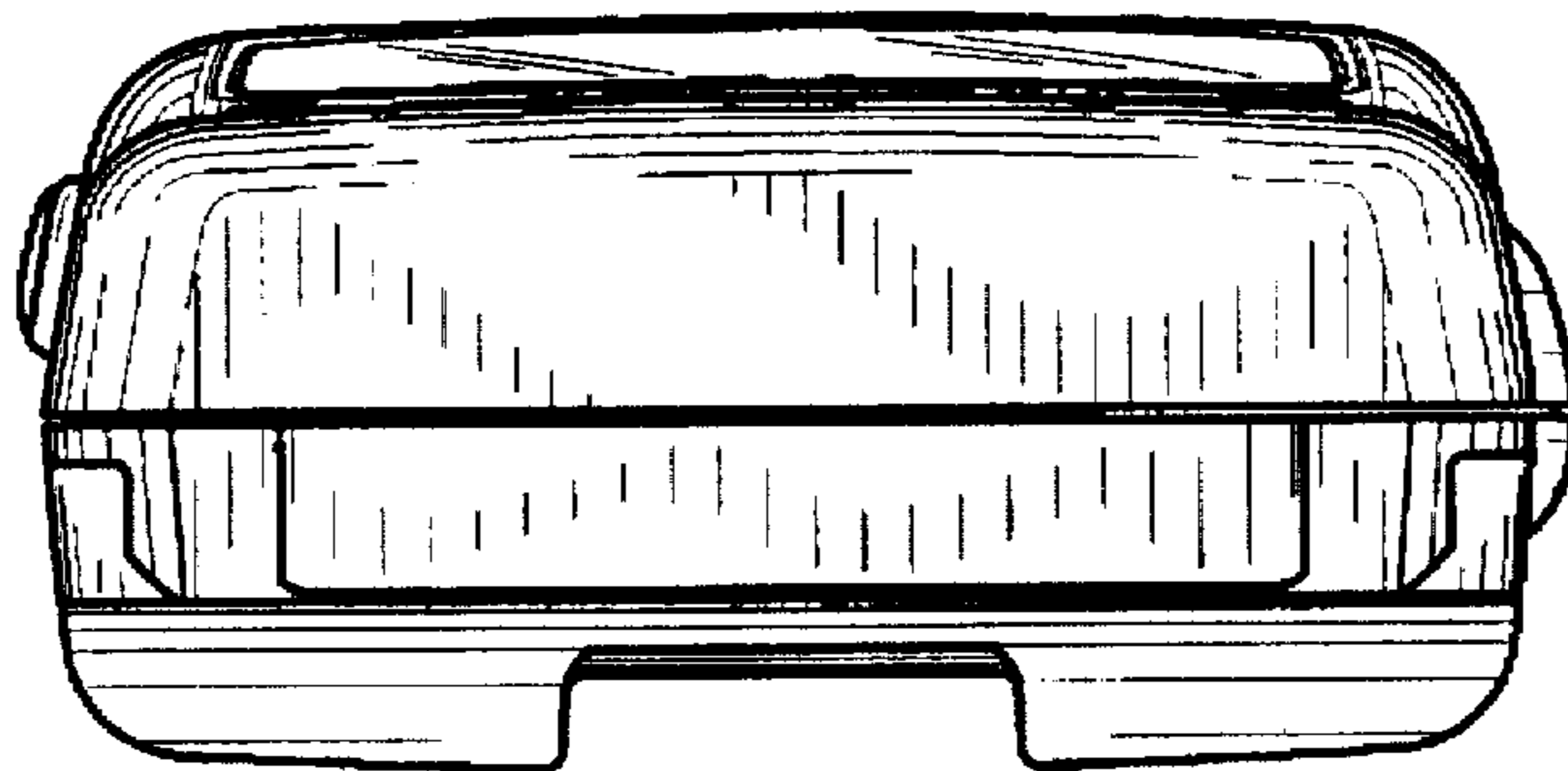


FIG. 6




FIG. 7