

US00D383722S

# United States Patent [19]

[11] Patent Number: **Des. 383,722**

**Sgalia et al.**

[45] Date of Patent: **\*\*Sep. 16, 1997**

[54] **VEHICLE WHEEL FRONT FACE SEGMENT**

[75] Inventors: **John P. Sgalia**, Farmington Hills;  
**Glenn Abbott**, Waterford, both of Mich.

[73] Assignee: **Chrysler Corporation**, Auburn Hills, Mich.

[\*\*] Term: **14 Years**

[21] Appl. No.: **51,886**

[22] Filed: **Mar. 14, 1996**

[51] LOC (6) Cl. .... **12-16**

[52] U.S. Cl. .... **D12/209**

[58] Field of Search ..... D12/204-211;  
301/64.1, 65, 37.1

[56] **References Cited**

**U.S. PATENT DOCUMENTS**

D. 255,233	6/1980	Watanabe	.....	D12/209
D. 267,564	1/1983	Wright	.....	D12/211
D. 350,523	9/1994	Mobius	.....	D12/209
D. 359,938	7/1995	Chien	.....	D12/209
D. 361,547	8/1995	Weld	.....	D12/211

D. 367,030	2/1996	Bouldoukian	.....	D12/209
D. 368,884	4/1996	Cole	.....	D12/209
D. 368,885	4/1996	Wagner	.....	D12/209
D. 370,883	6/1996	Bhambra	.....	D12/209
D. 372,699	8/1996	Mantua	.....	D12/209

*Primary Examiner*—B. J. Bullock  
*Assistant Examiner*—Stacia Sinuik  
*Attorney, Agent, or Firm*—Mark P. Calcaterra

[57] **CLAIM**

The ornamental design for a vehicle wheel front face segment, as shown and described.

**DESCRIPTION**

FIG. 1 is a front perspective view showing my design of a vehicle wheel front face segment;

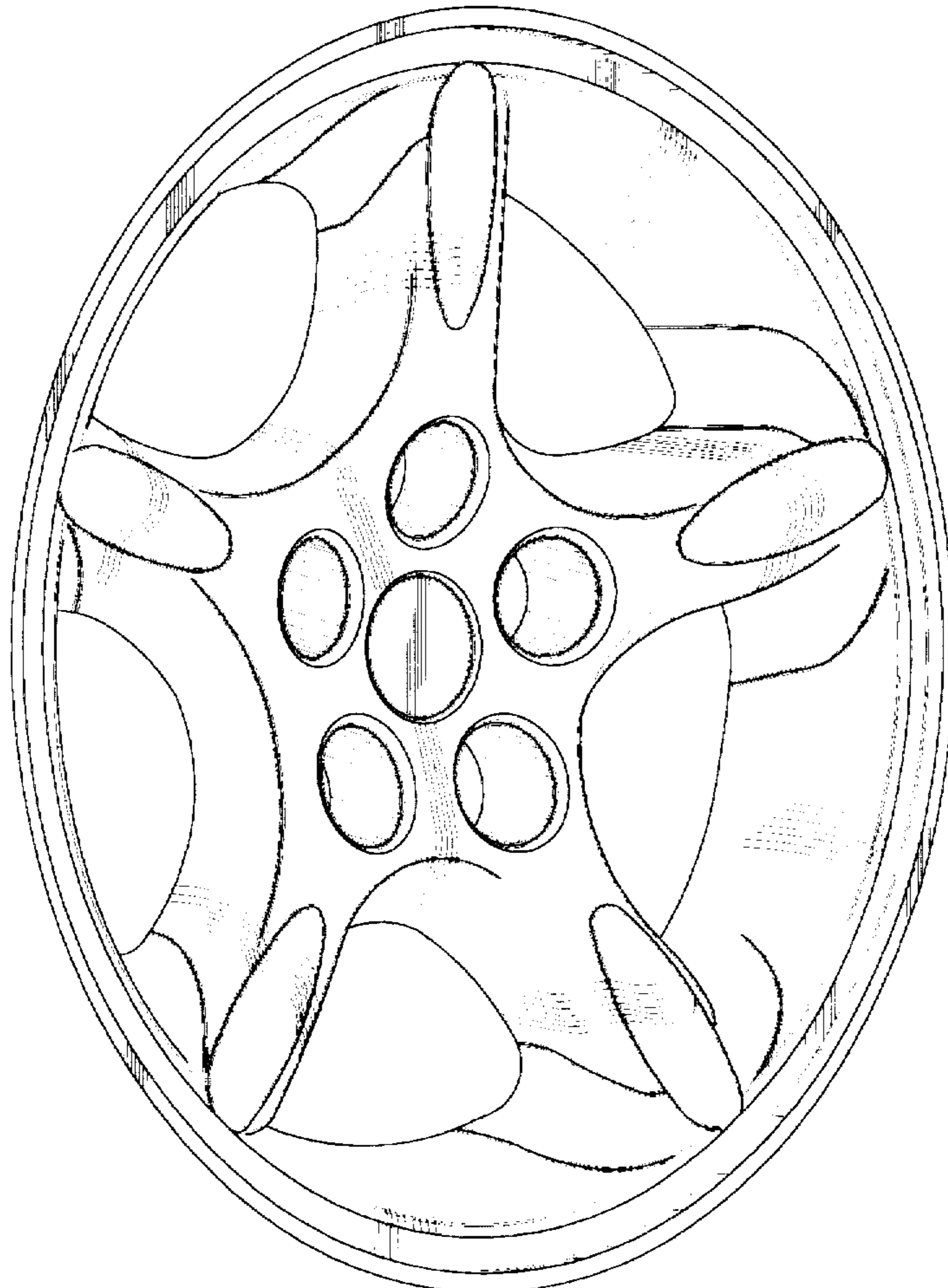
FIG. 2 is a front elevational view thereof;

FIG. 3 is an enlarged cross-sectional view along the line 3—3 of the FIG. 2; and,

FIG. 4 is an enlarged cross-sectional view along the line 4—4 of FIG. 2.

It will be understood that the cross-hatching shown in broken lines in FIGS. 3 and 4 is for illustrative purposes only and forms no part of the subject design.

**1 Claim, 2 Drawing Sheets**



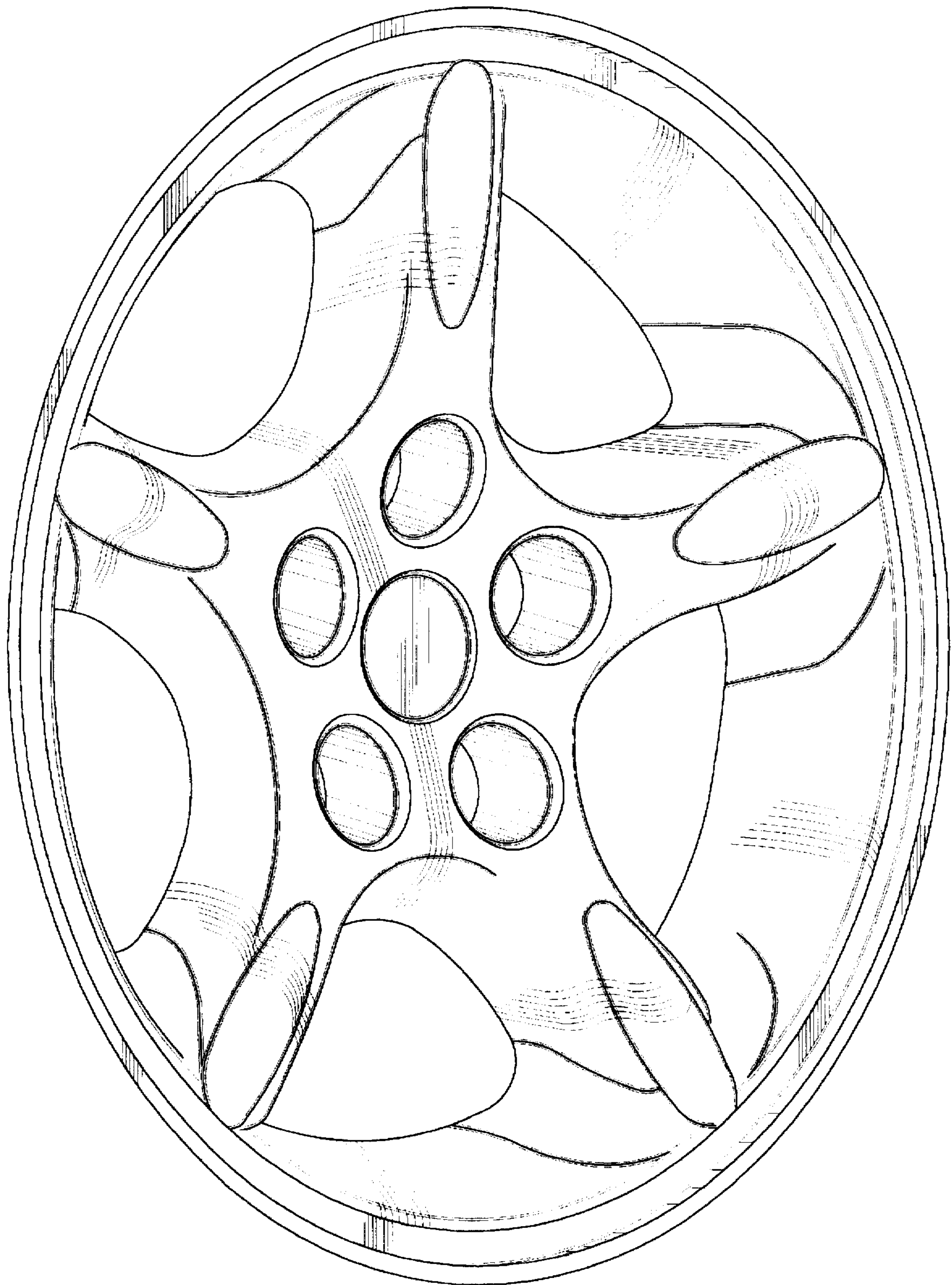


Fig-1

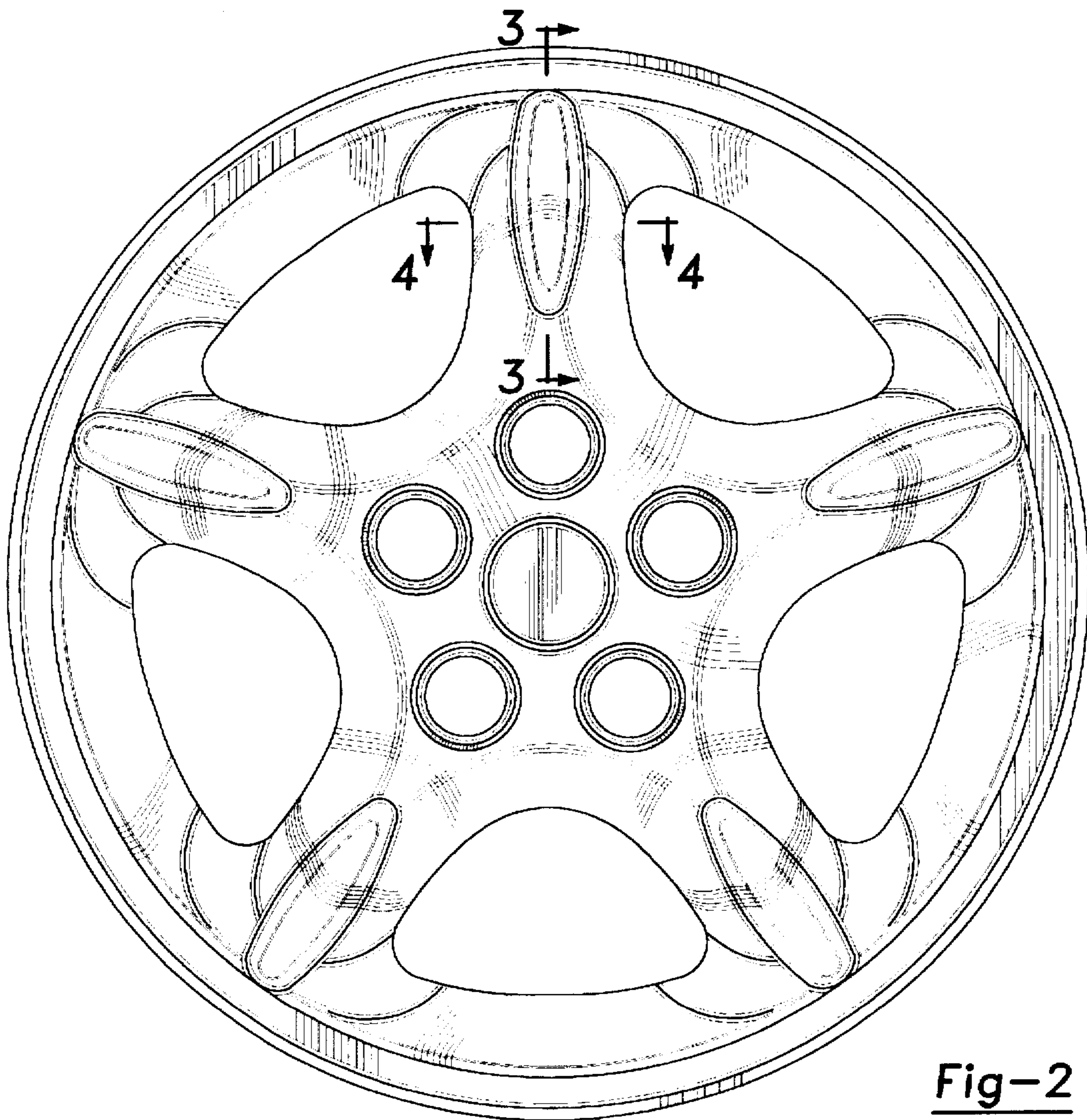


Fig-2

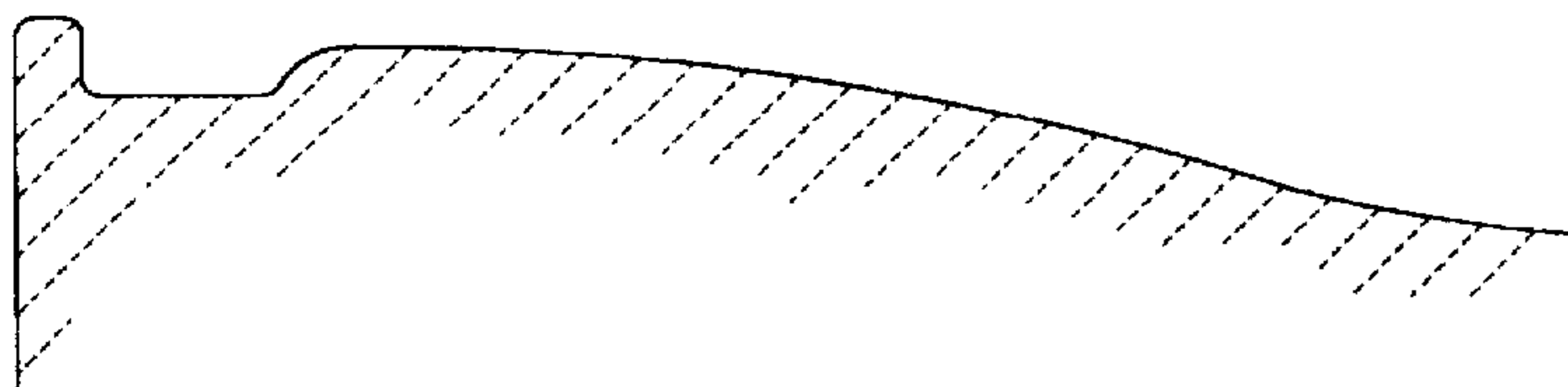


Fig-3

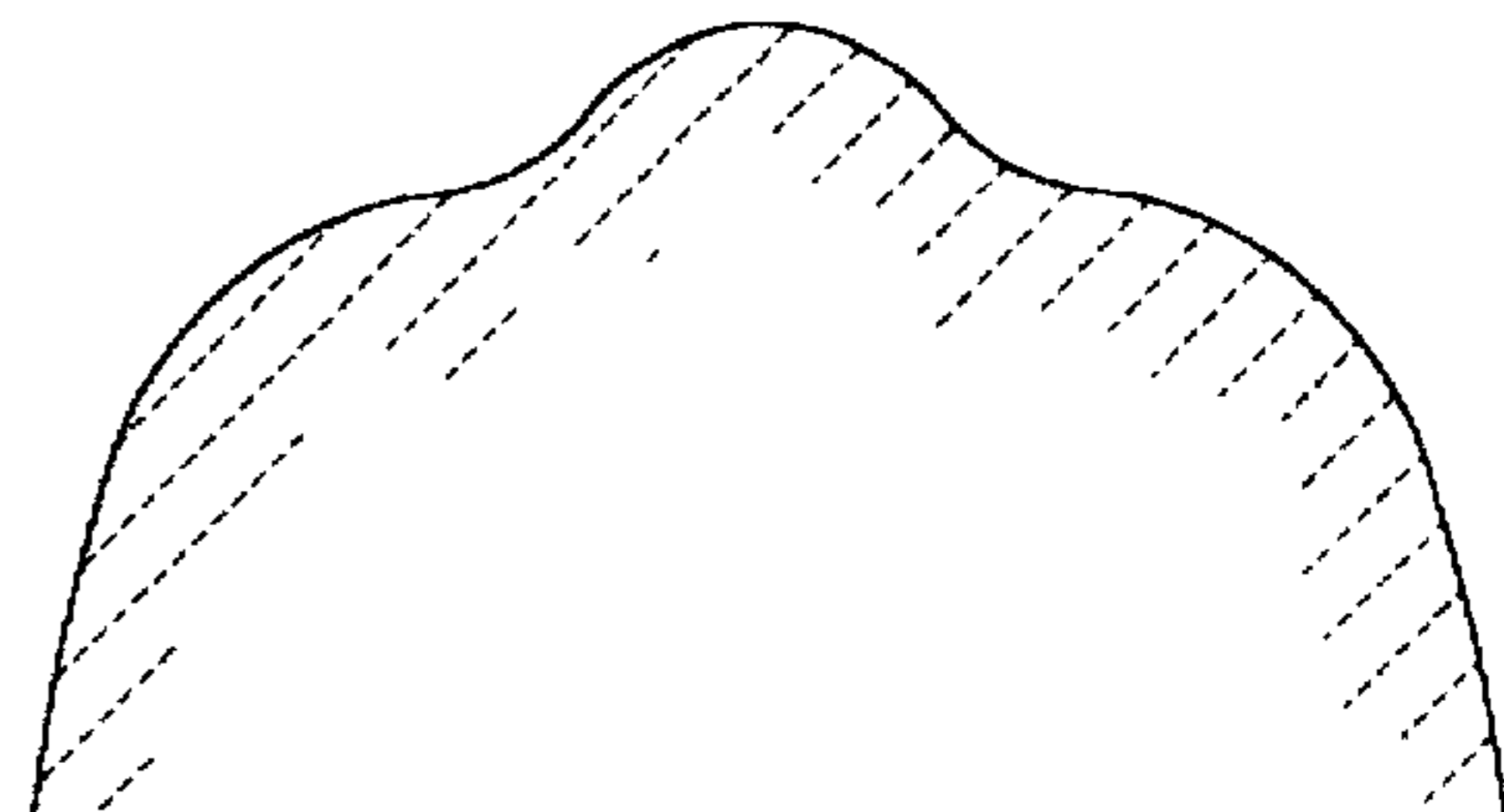


Fig-4