

US00D383715S

# United States Patent [19]

[11] Patent Number: **Des. 383,715**

Ochi et al.

[45] Date of Patent: **\*\*Sep. 16, 1997**

[54] **AUTOMOBILE TIRE**

[75] Inventors: **Naoya Ochi; Kazunori Shinohara,**  
both of Tokyo, Japan

[73] Assignee: **Bridgestone Corporation,** Tokyo,  
Japan

[\*\*] Term: **14 Years**

[21] Appl. No.: **52,465**

[22] Filed: **Mar. 27, 1996**

[30] **Foreign Application Priority Data**

Sep. 29, 1995 [JP] Japan ..... 7-29018

[51] LOC (6) Cl. .... **12-15**

[52] U.S. Cl. .... **D12/147**

[58] Field of Search ..... **D12/136, 138,**  
**D12/141, 145-151; 152/209 A, 209 D,**  
**209 R**

[56] **References Cited**

**PUBLICATIONS**

Toyo Proxes U1 Tire, Tread Design Guide, p. 70 Jan. 1995.  
Toyo Proxes Z1 Tire, Far Left Illustration, Modern Tire  
Dealer, p. 93 Sep. 1994.

*Primary Examiner*—James Gandy

*Assistant Examiner*—R. Spear

*Attorney, Agent, or Firm*—Sughrue, Mion, Zinn, Macpeak  
& Seas

[57] **CLAIM**

The ornamental design for an automobile tire, as shown and  
described.

**DESCRIPTION**

FIG. 1 is a perspective view of an automobile tire showing  
our new design, it being understood that the tread pattern is  
repeated uniformly throughout the circumference of the tire;

FIG. 2 is a front elevation view thereof, a rear elevation  
view, a top plan view and a bottom view are identical with  
the front elevation view;

FIG. 3 is a left side elevation view thereof, a right side  
elevation view is identical with the left side elevation view;

FIG. 4 is an enlarged fragmentary front elevation view  
thereof; and,

FIG. 5 is a cross-sectional view thereof taken along line  
5—5 in FIG. 4.

**1 Claim, 4 Drawing Sheets**

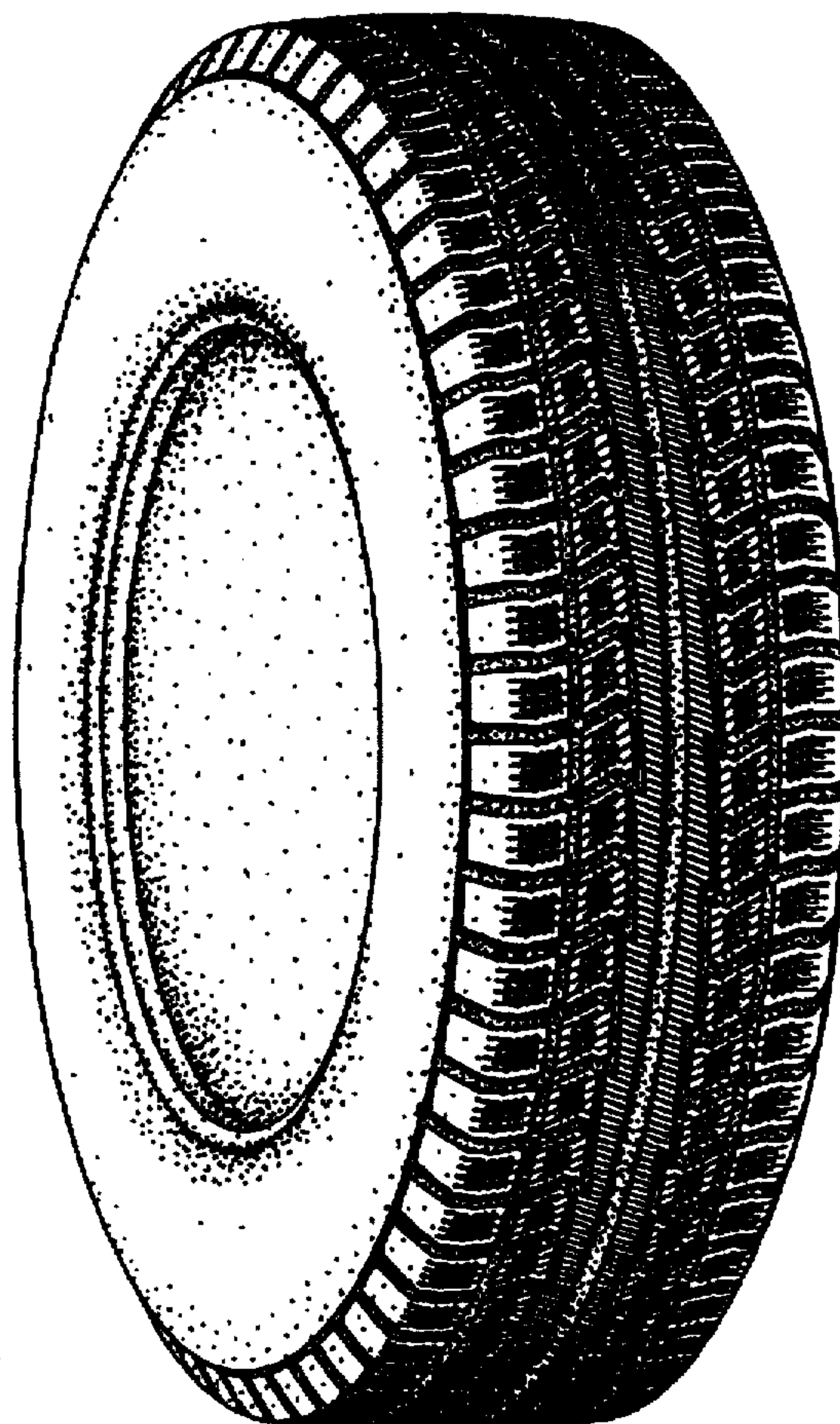


FIG. 1

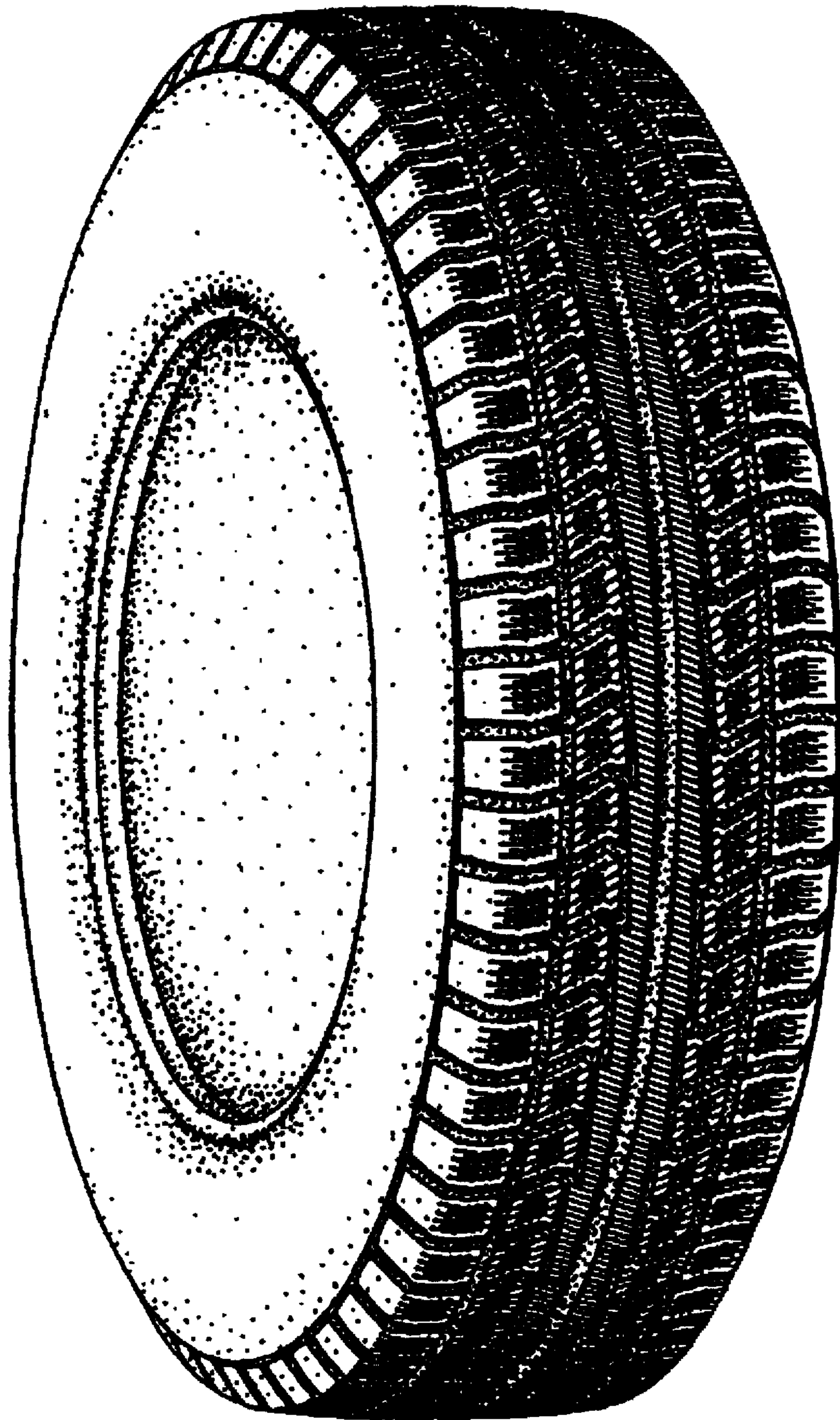




FIG. 2




FIG. 3

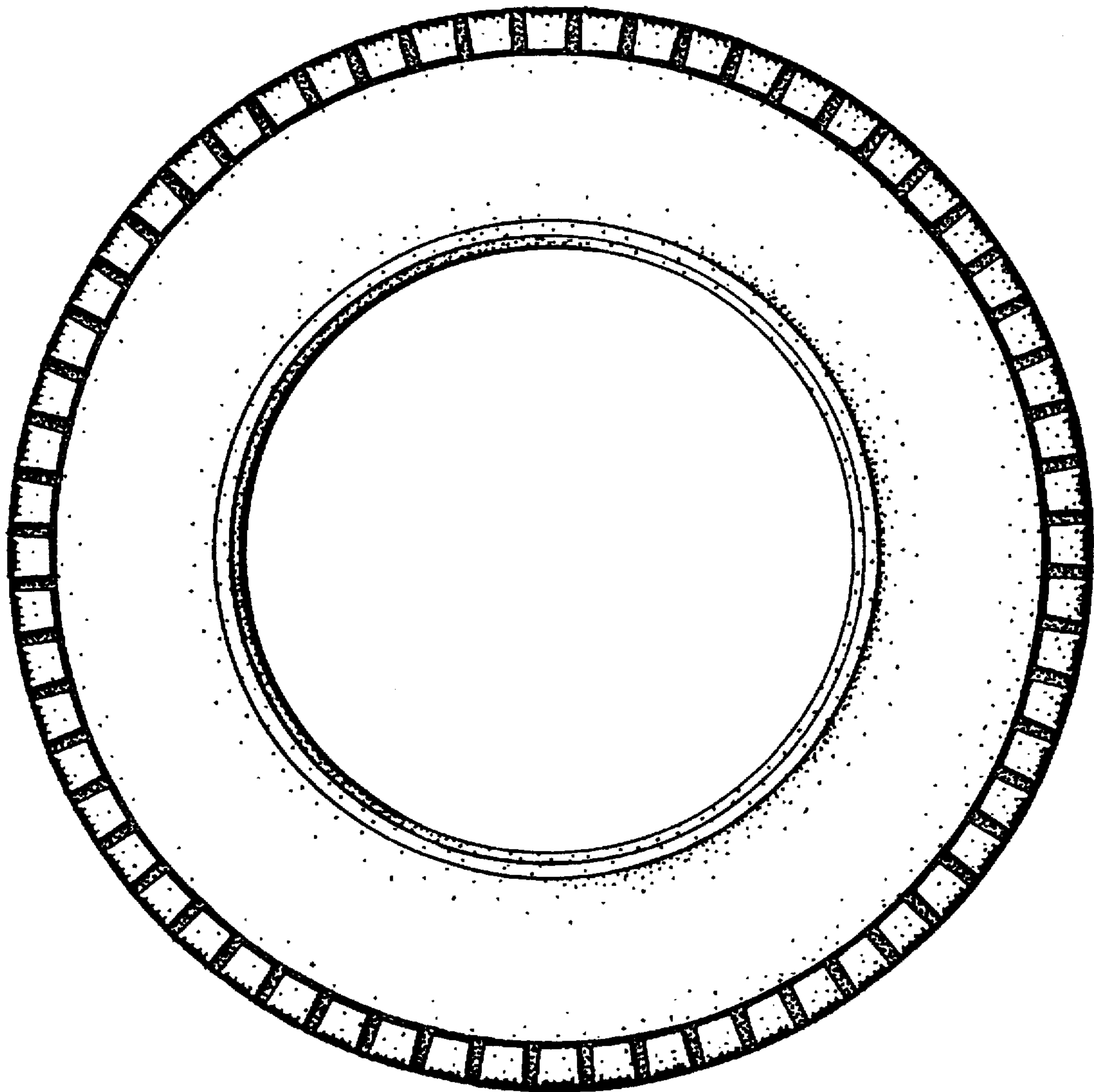


FIG. 4




FIG. 5

