



US00D383704S

United States Patent [19]
Morrison

[11] **Patent Number: Des. 383,704**
[45] **Date of Patent: **Sep. 16, 1997**

[54] **ANGEL PENDANT**

[75] **Inventor: Jerry Morrison, Austin, Tex.**

[73] **Assignee: CJC Holdings, Inc., Austin, Tex.**

[**] **Term: 14 Years**

[21] **Appl. No.: 57,368**

[22] **Filed: Jul. 23, 1996**

[51] **LOC (6) Cl. 11-01**

[52] **U.S. Cl. D11/83; D11/53**

[58] **Field of Search D11/1, 2, 7, 43,
D11/44, 49, 53, 55, 57, 63, 66, 79, 81,
82, 83, 96-101; 63/1.1, 2, 13, 224**

[56] **References Cited**

U.S. PATENT DOCUMENTS

39,196	3/1863	Mann	D11/79
D. 107,665	12/1937	Stedman	D11/81
D. 248,844	8/1978	Campbell	D11/83
D. 253,754	12/1979	Hill	D11/53

Primary Examiner—Ralf Seifert
Attorney, Agent, or Firm—Shaffer & Culbertson; J. Nevin Shaffer, Jr.

[57] **CLAIM**

The ornamental design for an angel pendant, as shown and described.

DESCRIPTION

FIG. 1 is a top end elevational view of the angel pendant showing my new design;
FIG. 2 is a side elevational view of the angel pendant of FIG. 1;
FIG. 3 is a front elevational view of the angel pendant of FIG. 1;
FIG. 4 is a side elevational view of the angel pendant of FIG. 1;
FIG. 5 is a back elevational view of the angel pendant of FIG. 1;
FIG. 6 is a bottom end elevational view of the angel pendant of FIG. 1; and,
FIG. 7 is a perspective view of the angel pendant of FIG. 1.

1 Claim, 1 Drawing Sheet



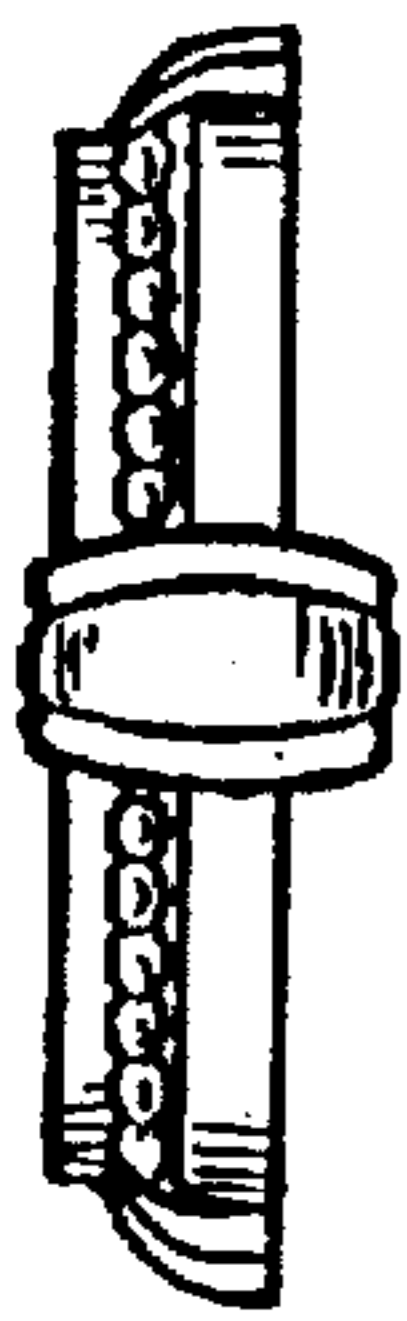


FIG. 1

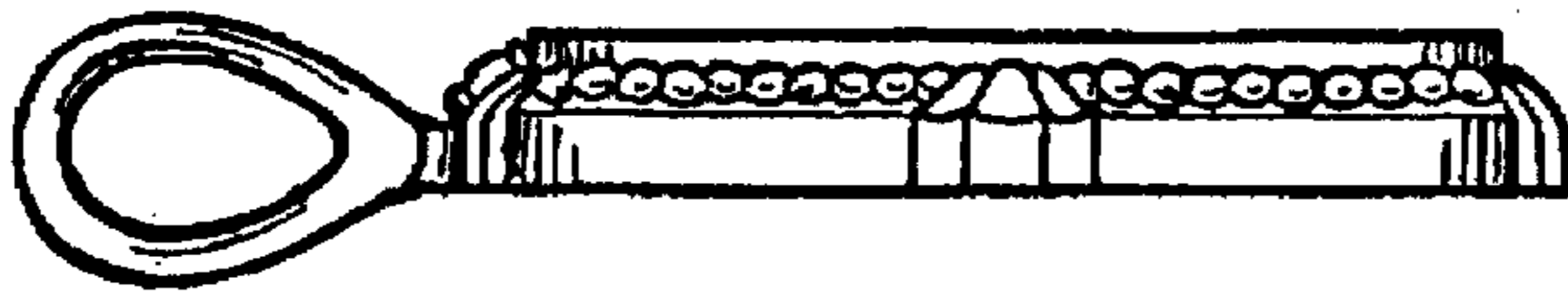


FIG. 2




FIG. 3

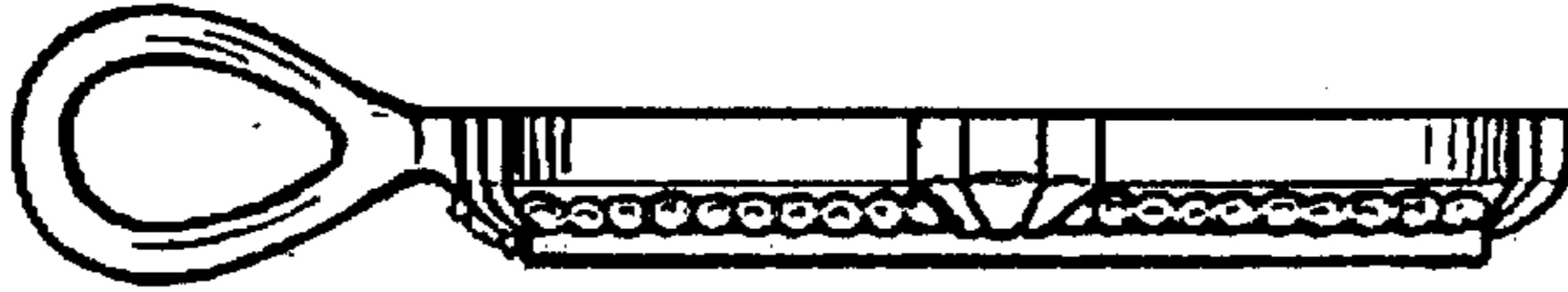


FIG. 4

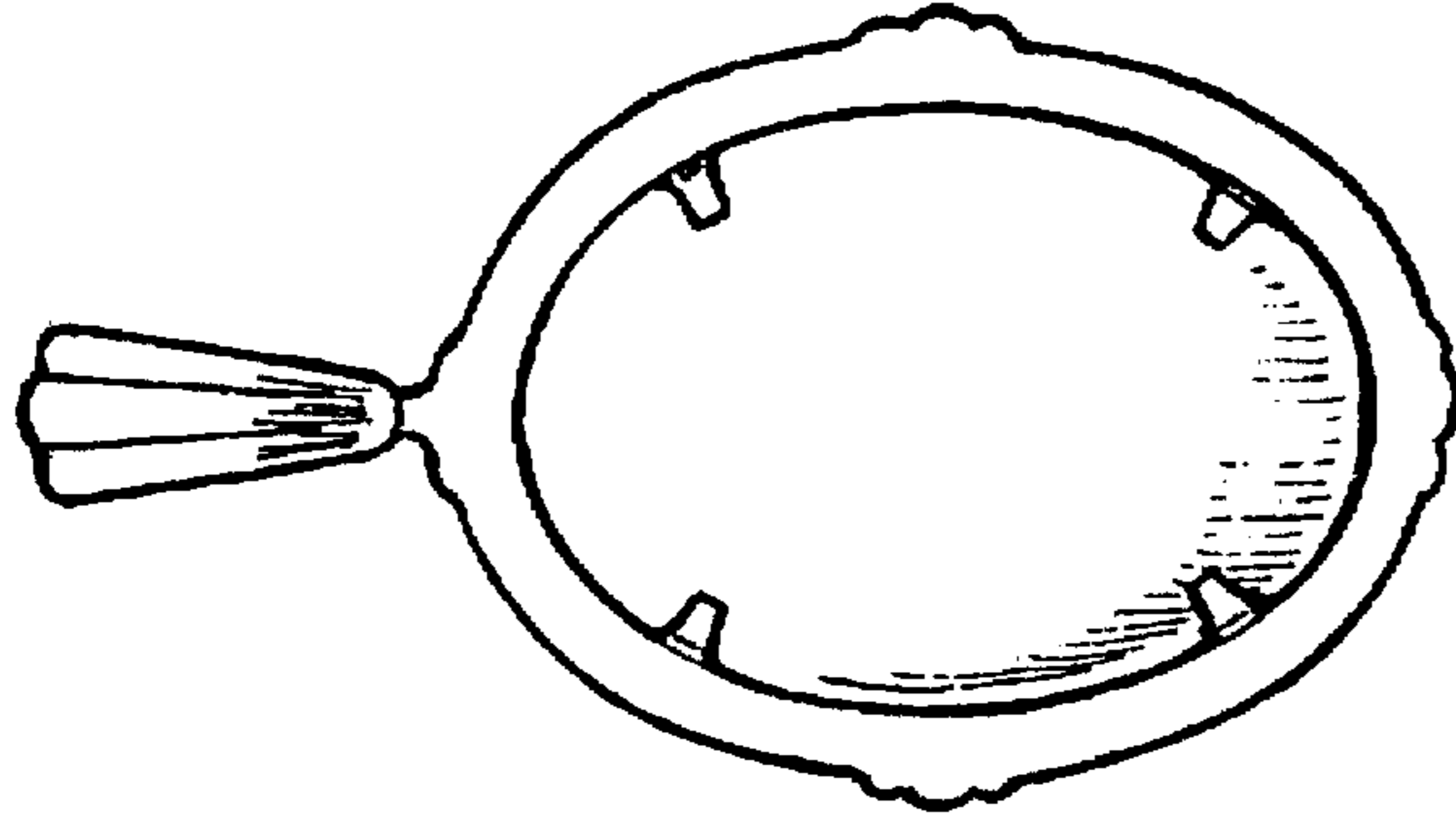


FIG. 5

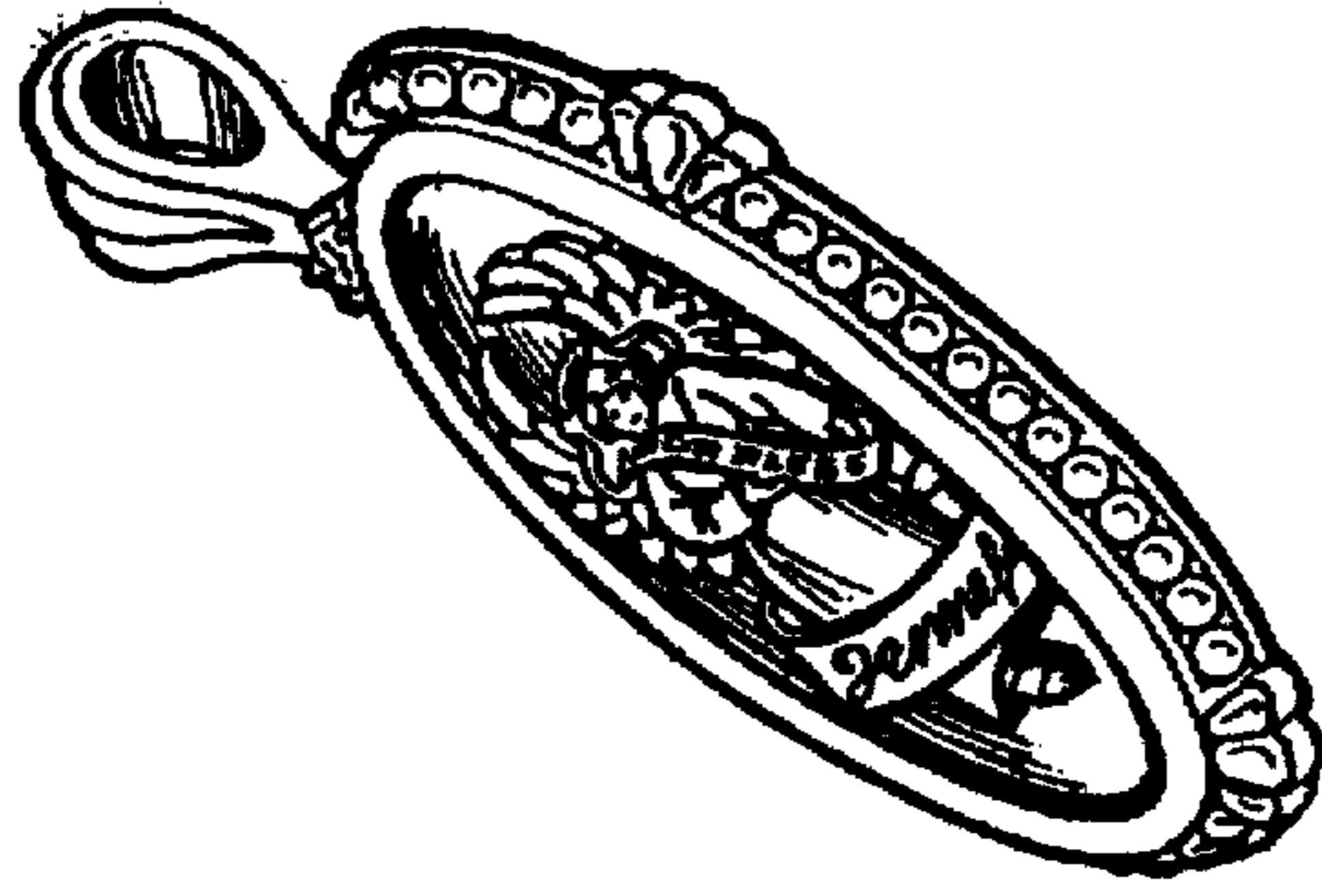


FIG. 7




FIG. 6